

Lillehammer
2016
Youth Olympic Games




Results Book



Nordic Combined

	Nordic Combined	1
1	Table of Contents	2
2	Medallists by Event	3
3	Men's Individual Gundersen NH/5km	4
3.1	Medallists	5
3.2	Results	6
3.3	Intermediate Results	7
3.4	Official Training	8
3.4.1	Results - Session 1	8
3.4.2	Results - Session 2	10
3.4.3	Results - Session 3	11
4	Nordic Mixed Team NH/3x3.3km	12
4.1	Medallists	13
4.2	Results	14
4.3	Intermediate Results	16
5	Official Communications - Schedule Change Nordic Combined Mixed Team	18



Medallists by Event

As of FRI 19 FEB 2016 at 14:23

Event Name	Date	Medal	Name	NOC Code
Men's Individual Gundersen NH/5 km	TUE 16 FEB	GOLD	KOPP Tim	GER
		SILVER	LOOMIS Ben	USA
		BRONZE	PAZOUT Ondrej	CZE
Nordic Mixed Team NH/3x3.3km	FRI 19 FEB	GOLD	Russian Federation TIKHONOVA Sofia IVANOV Vitalii SERGEEV Maksim YAKUNINA Maya FEDOTOV Igor	RUS
		SILVER	Norway STROEM Anna Odine OFTEBRO Einar Luraas LINDVIK Marius ENGBRETSEN Martine HEGDAL Vebjoern	NOR
		BRONZE	Germany REISCH Agnes KOPP Tim SIEGEL Jonathan DIETZE Anna-Maria UNGER Philipp	GER

LEGEND

F Female M Male

Lillehammer
2016
Youth Olympic Games



YOG
DNA


Results Book



Nordic Combined


Men's Individual Gundersen NH/5km


OMEGA



Medallists

Medal	Name	NOC
GOLD	KOPP Tim	GER - Germany
SILVER	LOOMIS Ben	USA - United States of America
BRONZE	PAZOUT Ondrej	CZE - Czech Republic



TUE 16 FEB 2016
Start Time 13:30
End Time 13:50

Results

Jury / Competition Management				Course Information			
FIS Technical Delegate (TD)	ROGGIA Andrea (ITA)			Name:	2.5 km Nordic Combined Individual		
FIS Assistant TD	NURMELA Tapio (FIN)			Height Difference (HD):	43m		
Chief of Competition	BEKKELUND Jorn Olav (NOR)			Maximum Climb (MC):	29m		
				Total Climb (TC):	105m		
				Course Length:	2535m		
				Number of Laps:	2		

Rank	Bib	Name	NOC Code	Ski Jumping			Cross-Country		
				Points	Rank	Time Diff.	Time	Rank	Time Behind
1	1	KOPP Tim	GER	131.8	1	0:00	13:31.4	12	13:31.4
2	2	LOOMIS Ben	USA	129.7	2	0:08	13:28.6	8	+5.2
3	3	PAZOUT Ondrej	CZE	127.0	3	0:19	13:20.3	7	+7.9
4	6	DAGN Florian	AUT	117.6	6	0:57	13:18.8	6	+44.4
5	5	VRHOVNIK Vid	SLO	118.8	5	0:52	13:30.2	10	+50.8
6	7	TWARDOSZ Pawel	POL	115.4	7	1:06	13:18.4	5	+53.0
7	8	MAZURCHUK Dmytro	UKR	113.6	8	1:13	13:12.3	4	+53.9
8	9	KARHUMAA Wille	FIN	112.7	9	1:16	13:11.1	3	+55.7
9	10	KOSTNER Aaron	ITA	110.5	10	1:25	13:06.4	1	+1:00.0
10	4	VAXELAIRE Lilian	FRA	120.7	4	0:44	13:57.3	13	+1:09.9
11	11	KIMURA Yoshihiro	JPN	109.7	11	1:28	13:30.5	11	+1:27.1
12	12	IVANOV Vitalii	RUS	105.0	12	1:47	13:29.5	9	+1:45.1
13	14	ILVES Andreas	EST	99.0	14	2:11	13:08.0	2	+1:47.6
14	13	OFTEBRO Einar Luraas	NOR	99.3	13	2:10	13:59.0	14	+2:37.6

Weather	Snow Conditions	Temperatures [°C]		Competitors / NOCs					
		Air	Snow	Entries	Ranked	DNS	DNF	DSQ	LAP
Sunny	Packed	0,2°C	-9,1°C	14/14	14/14	0/0	0/0	0/0	0/0

Note:

Calculation of the time difference in individual events

The amount of time that a competitor must wait before starting is calculated by converting the number of points behind into time. Each point behind is equivalent to four seconds, 15 points behind means a competitor starts one minute later than the competitor in front of him.

LEGEND									
DNF	Did Not Finish	DNS	Did Not Start	DSQ	Disqualified	LAP	Lapped	NH	Normal Hill



TUE 16 FEB 2016
Start Time 10:45
End Time 10:59

Intermediate Results

Jury / Competition Management		Judges			Hill Data / Calculation		
FIS Technical Delegate (TD)	ROGGIA Andrea (ITA)	A	JESENKO Evgen (SLO)		Hill Size HS (95%)	100m (95m)	
FIS Assistant TD	NURMELA Tapio (FIN)	B	BAIER Jan (CZE)		K-Point	90m	
Chief of Competition	BEKKELUND Jorn Olav (NOR)	C	GALICA Andrzej (POL)		Metre Value	2.0 points per m	
FIS Equipment Controller	KOJONKOSKI Mika (FIN)	D	KELLER Christian (GER)		Gate Factor	6.00 points per m	
		E	ESPELID Kjersti Haugen (NOR)		Wind Factors - head / tail	6.40 / 7.74 points per m/s	
					Seconds per Point	4	
					Points per Minute	15	

Rank	Bib	Name	NOC Code	Speed [km/h]	Dist. [m]	Dist. Points	Judges Marks					Judges Points	Gate/Wind Compensation			Round Total	Time Diff.
							A	B	C	D	E		Gate	Points	[m/s]		
1	8	KOPP Tim	GER	87.3	99.5	79.0	18.0	18.5	18.0	18.5	17.5	54.5	15	0.27	-1.7	131.8	0:00
2	10	LOOMIS Ben	USA	88.1	98.5	77.0	18.0	18.0	18.5	17.5	17.5	53.5	15	0.12	-0.8	129.7	+0:08
3	7	PAZOUT Ondrej	CZE	87.5	98.0	76.0	18.0	17.5	18.0	17.0	17.0	52.5	15	0.24	-1.5	127.0	+0:19
4	12	VAXELAIRE Lilian	FRA	87.1	95.0	70.0	18.0	18.0	18.0	17.5	17.5	53.5	15	0.43	-2.8	120.7	+0:44
5	4	VRHOVNIK Vid	SLO	87.4	92.5	65.0	17.5	17.0	17.5	16.5	16.5	51.0	15	-0.36	2.8	118.8	+0:52
6	3	DAGN Florian	AUT	87.2	92.0	64.0	17.0	17.5	17.5	17.0	17.0	51.5	15	-0.27	2.1	117.6	+0:57
7	1	TWARDOSZ Pawel	POL	87.8	92.0	64.0	17.5	17.0	17.0	17.5	17.0	51.5	15	0.01	-0.1	115.4	+1:06
8	2	MAZURCHUK Dmytro	UKR	87.0	91.0	62.0	17.0	17.0	17.0	16.5	16.5	50.5	15	-0.14	1.1	113.6	+1:13
9	11	KARHUMAA Wille	FIN	87.2	92.5	65.0	17.5	17.5	17.0	16.0	17.0	51.5	15	0.59	-3.8	112.7	+1:16
10	14	KOSTNER Aaron	ITA	87.0	90.0	60.0	17.0	17.0	17.0	17.0	17.0	51.0	15	0.08	-0.5	110.5	+1:25
11	5	KIMURA Yoshihiro	JPN	87.1	88.5	57.0	17.5	16.5	17.0	16.5	17.0	50.5	15	-0.29	2.2	109.7	+1:28
12	13	IVANOV Vitalii	RUS	87.2	88.0	56.0	17.0	17.0	16.5	16.5	17.5	50.5	15	0.24	-1.5	105.0	+1:47
13	6	OFTEBRO Einar Luraas	NOR	86.9	85.0	50.0	17.0	17.5	16.5	16.5	17.0	50.5	15	0.18	-1.2	99.3	+2:10
14	9	ILVES Andreas	EST	87.5	85.5	51.0	16.5	16.0	16.5	16.0	16.0	48.5	15	0.08	-0.5	99.0	+2:11

Competition / Weather Information											
	Time	Base Values			Weather	Temp. Start / Finish [°C]		Humid. [%]	Tan. Wind [m/s]		
		Wind	Gate	Length		Air	Snow		Min.	Max.	Avg.
Competition Round	10:45 - 10:59	0.00	15	79.84m	Sky Clear	-10.7 / -10.1	-12.2 / -12.2	86 / 82	-0.36	0.59	0.09

Statistics													
	Gate		Athletes	Falls	Dist. [m]			Speed [km/h]			Competitors / NOCs		
	No.	Diff.			Min.	Max.	Avg.	Min.	Max.	Avg.	In start list	Started	With results
Competition Round	15		14	0	85.0	99.5	92.0	86.9	88.1	87.3	14/14	14/14	14/14

Note:

How point scores are calculated

A competitor is awarded 60 points for jumping the K-point distance. For every metre more or less than the K point, a competitor has 2.0 points added or subtracted from his total. In addition, competitors are awarded points for style (for flight, landing and out-run) up to a maximum of 20 per judge. Five judges score each jump, with the highest and lowest scores discarded and the scores of the other three summed and added to the competitor's points for distance. The gate and/or wind compensation points are added to, or subtracted from, the total points.

Calculation of the time difference in individual events

The amount of time that a competitor must wait before starting is calculated by converting the number of points behind into time. Each point behind is equivalent to four (4) seconds of wait time, 15 points behind means a competitor starts one minute later than the competitor in front of him.

Legend:					
Avg.	Average	Diff.	Time Difference	Dist.	Distance
G/W Comp.	Gate / Wind Compensation	Humid.	Humidity Start / Finish	Max.	Maximum
Min.	Minimum	NH	Normal Hill	No.	Gate number
Tan. Wind	Tangential Wind				



SUN 14 FEB 2016
Start Time 9:00
End Time 10:15

Results

REVISED
14 FEB 16:10

Jury / Competition Management				Judges				Hill Data / Calculation			
FIS Technical Delegate (TD)	ROGGIA Andrea (ITA)	A	JESENKO Evgen (SLO)	Hill Size HS (95%)	100m (95m)						
FIS Assistant TD	NURMELA Tapio (FIN)	B	BAIER Jan (CZE)	K-Point	90m						
Chief of Competition	BEKKELUND Jorn Olav (NOR)	C	GALICA Andrzej (POL)	Metre Value	2.0 points per m						
FIS Equipment Controller	KOJONKOSKI Mika (FIN)	D	KELLER Christian (GER)	Gate Factor	6.00 points per m						
		E	ESPELID Kjersti Haugen (NOR)	Wind Factors - head / tail	6.40 / 7.74 points per m/s						
				Seconds per Point	4						
				Points per Minute	15						

Bib	Name	NOC Code	1st Round					2nd Round					3rd Round					
			Speed	Dist.	G/W	Comp.	Points	Speed	Dist.	G/W	Comp.	Points	Speed	Dist.	G/W	Comp.	Points	
			[km/h]	[m]	Gate	[m/s]	Rank	[km/h]	[m]	Gate	[m/s]	Rank	[km/h]	[m]	Gate	[m/s]	Rank	
1	TWARDOSZ Pawel	POL	88.9	84.5	17	-0.14	50.1	88.4	89.0	16	0.19	56.8	88.1	87.0	15	-0.46	57.6	
			3	13		1.1	13	1	7		-1.2	12	2	9		3.6	8	
2	MAZURCHUK Dmytro	UKR	87.7	85.5	17	-0.30	53.3	87.4	89.0	16	0.14	57.1	86.8	86.0	15	-0.28	54.2	
			14	11		2.3	11	13	7		-0.9	11	14	10		2.2	11	
3	DAGN Florian	AUT	88.3	88.5	17	-0.04	57.3	88.2	91.5	16	-0.06	63.5	87.3	90.5	15	-0.16	62.2	
			10	9		0.3	10	3	3		0.5	6	13	4		1.2	5	
4	VRHOVNIK Vid	SLO	88.6	92.5	17	0.21	63.7	88.2	93.0	16	0.00	66.0	87.5	84.0	15	-0.08	48.6	
			5	4		-1.3	5	3	2		0.0	4	7	12		0.6	13	
5	KIMURA Yoshihiro	JPN	88.3	90.0	17	0.37	57.6	87.6	89.5	16	0.25	57.4	87.4	87.5	15	-0.22	56.7	
			10	6		-2.4	8	9	6		-1.6	10	10	8		1.7	9	
6	OFTEBRO Einar Luraas	NOR	88.0	85.0	17	-0.14	51.1	87.2	83.0	16	0.18	44.8	87.4	84.0	15	-0.45	51.5	
			13	12		1.1	12	14	13		-1.2	14	10	12		3.5	12	
7	PAZOUT Ondrej	CZE	88.9	93.0	17	-0.66	71.1	88.4	100.5	16	0.09	80.4	87.8	91.5	15	-0.59	67.6	
			3	2		5.1	2	1	1		-0.6	1	4	2		4.6	2	
8	KOPP Tim	GER	88.4	90.5	17	-0.57	65.4	87.6	91.5	15	-0.22	69.5	87.4	90.5	15	-0.48	64.7	
			8	5		4.4	4	9	3		4.8	1.7	2	10	4		3.7	3
9	ILVES Andreas	EST	89.0	80.5	17	-0.48	44.7	87.7	79.5	15	-0.25	45.7	87.6	81.5	15	-0.11	43.9	
			2	14		3.7	14	8	14		4.8	1.9	13	6	14		0.9	14
10	LOOMIS Ben	USA	89.3	97.5	17	-0.37	77.9	88.2	90.0	15	-0.47	68.4	88.2	91.0	15	-0.21	63.6	
			1	1		2.9	1	3	5		4.8	3.6	3	1	3		1.6	4
11	KARHUMAA Wille	FIN	88.5	87.5	17	-0.31	57.4	87.6	87.5	15	-0.48	63.5	87.5	88.0	15	-0.29	58.2	
			7	10		2.4	9	9	9		4.8	3.7	6	7	7		2.2	7
12	VAXELAIRE Lilian	FRA	88.3	93.0	17	-0.09	66.7	87.6	84.0	15	-0.88	59.6	87.8	93.5	15	-0.10	67.8	
			10	2		0.7	3	9	11		4.8	6.8	9	4	1		0.8	1
13	IVANOV Vitalii	RUS	88.6	89.5	17	-0.11	59.9	87.9	84.0	15	-1.21	62.2	87.9	85.5	15	-0.50	54.9	
			5	8		0.9	7	6	11		4.8	9.4	8	3	11		3.9	10
14	KOSTNER Aaron	ITA	88.4	90.0	17	-0.16	61.2	87.9	87.5	15	-0.62	64.6	87.5	88.5	15	-0.56	61.3	
			8	6		1.2	6	6	9		4.8	4.8	5	7	6		4.3	6



SUN 14 FEB 2016
Start Time 9:00
End Time 10:15

Results

REVISED
14 FEB 16:10

Competition / Weather Information											
	Time	Base Values			Weather	Temp. Start / Finish [°C]		Humid. [%]	Tan. Wind [m/s]		
		Wind	Gate	Length		Air	Snow		Min.	Max.	Avg.
1st Round	9:00 - 9:15	0.00	17	81.44m	Sky Clear	-14.2 / -13.9	-11.0 / -11.0	88 / 88	-0.66	0.37	-0.21
2nd Round	9:30 - 9:46	0.00	16	80.64m	Sky Clear	-13.9 / -13.9	-11.1 / -11.0	88 / 88	-1.21	0.25	-0.25
3rd Round	10:02 - 10:15	0.00	15	79.84m	Sky Clear	-13.3 / -13.6	-11.3 / -11.3	88 / 88	-0.59	-0.08	-0.34

Statistics													
	Gate		Athletes	Falls	Dist. [m]			Speed [km/h]			Competitors / NOCs		
	No.	Diff.			Min.	Max.	Avg.	Min.	Max.	Avg.	In start list	Started	With results
1st Round	17		14	0	80.5	97.5	89.1	87.7	89.3	88.5	14/14	14/14	14/14
2nd Round	15	-0.80m	7	0	79.5	91.5	86.2	87.6	88.2	87.7	14/14	14/14	14/14
	16		7	0	83.0	100.5	90.7	87.2	88.4	87.9			
3rd Round	15		14	0	81.5	93.5	87.7	86.8	88.2	87.5	14/14	14/14	14/14

Note:

A bold line in the "Gate" column indicates a change in gate assignment at that point.

Total Point score calculation

60 points are awarded for jumping the K-point distance. 2.0 points/metre are added to (or subtracted from) the competitor's total points for the jump's difference in length from the K point. The gate and/or wind compensation points are added to, or subtracted from, the total points.

Legend:

Avg. Average
G/W Comp. Gate / Wind Compensation
Min. Minimum
Tan. Wind Tangential Wind

Diff. Difference
Humid. Humidity Start / Finish
NH Normal Hill

Dist. Distance
Max. Maximum
No. Gate number

Inrun length has been updated



MON 15 FEB 2016
Start Time 9:00
End Time 10:26

Results

Jury / Competition Management		Judges			Hill Data / Calculation		
FIS Technical Delegate (TD)	ROGGIA Andrea (ITA)	A	JESENKO Evgen (SLO)		Hill Size HS (95%)		100m (95m)
FIS Assistant TD	NURMELA Tapio (FIN)	B	BAIER Jan (CZE)		K-Point		90m
Chief of Competition	BEKKELUND Jorn Olav (NOR)	C	GALICA Andrzej (POL)		Metre Value		2.0 points per m
FIS Equipment Controller	KOJONKOSKI Mika (FIN)	D	KELLER Christian (GER)		Gate Factor		6.00 points per m
		E	ESPELID Kjersti Haugen (NOR)		Wind Factors - head / tail		6.40 / 7.74 points per m/s
					Seconds per Point		4
					Points per Minute		15

Bib	Name	NOC Code	1st Round					2nd Round					3rd Round				
			Speed	Dist.	G/W	Comp.	Points	Speed	Dist.	G/W	Comp.	Points	Speed	Dist.	G/W	Comp.	Points
			[km/h]	[m]	Gate	[m/s]	Rank	[km/h]	[m]	Gate	[m/s]	Rank	[km/h]	[m]	Gate	[m/s]	Rank
1	TWARDOSZ Pawel	POL	87.8	86.0	15	0.15	51.0	87.8	85.0	15	-0.69	55.3	87.8	90.0	15	0.30	58.1
			3	7		-1.0	11	7	11		5.3	10	4	7		-1.9	9
2	MAZURCHUK Dmytro	UKR	86.5	82.0	15	-0.44	47.4	87.1	85.0	15	-0.43	53.3	87.6	90.5	15	-0.88	67.8
			14	13		3.4	13	12	11		3.3	12	11	6		6.8	5
3	DAGN Florian	AUT	87.6	89.0	15	-0.64	63.0	87.8	91.5	15	-0.57	67.4	87.8	92.0	15	-0.56	68.3
			5	4		5.0	4	7	6		4.4	4	4	5		4.3	4
4	VRHOVNIK Vid	SLO	87.5	92.0	15	-0.04	64.3	87.5	90.5	15	-0.54	65.2	87.8	99.0	15	0.45	75.1
			8	3		0.3	3	11	7		4.2	6	4	1		-2.9	1
5	KIMURA Yoshihiro	JPN	87.4	89.0	15	0.15	57.0	87.1	88.0	15	-0.09	56.7	87.3	94.0	15	0.23	66.5
			10	4		-1.0	7	12	10		0.7	9	14	4		-1.5	6
6	OFTEBRO Einar Luraas	NOR	86.7	81.0	15	0.00	42.0	86.9	84.5	15	-0.10	49.8	87.6	86.0	15	-0.66	57.1
			13	14		0.0	14	14	13		0.8	13	11	12		5.1	10
7	PAZOUT Ondrej	CZE	87.5	86.0	15	-0.66	57.1	87.9	95.0	15	-0.05	70.4	88.0	89.5	15	-0.64	64.0
			8	7		5.1	6	4	2		0.4	1	2	8		5.0	7
8	KOPP Tim	GER	87.7	95.0	15	-0.22	71.7	87.9	92.0	15	-0.49	67.8	87.7	96.0	15	-0.29	74.2
			4	1		1.7	1	4	5		3.8	3	8	2		2.2	3
9	ILVES Andreas	EST	88.0	85.5	15	-0.24	52.9	87.8	80.0	15	-0.26	42.0	87.7	82.0	15	0.25	42.4
			2	9		1.9	9	7	14		2.0	14	8	14		-1.6	14
10	LOOMIS Ben	USA	88.3	93.0	15	-0.47	69.6	88.5	93.5	15	-0.31	69.4	88.6	95.0	15	-0.59	74.6
			1	2		3.6	2	1	4		2.4	2	1	3		4.6	2
11	KARHUMAA Wille	FIN	87.6	87.0	15	-0.41	57.2	88.2	98.0	16	0.66	67.0	87.8	84.5	15	-0.97	56.5
			5	6		3.2	5	2	1		-4.8	-4.2	4	13		7.5	11
12	VAXELAIRE Lilian	FRA	87.1	83.5	15	-0.82	53.3	87.8	94.5	16	0.01	64.1	87.5	88.0	15	-0.85	62.6
			12	10		6.3	8	7	3		-4.8	-0.1	7	13	9		6.6
13	IVANOV Vitalii	RUS	87.6	83.0	15	-0.79	52.1	88.1	90.5	16	-0.10	57.0	88.0	86.5	15	-0.43	56.3
			5	11		6.1	10	3	7		-4.8	0.8	8	2	11		3.3
14	KOSTNER Aaron	ITA	87.2	82.5	15	-0.50	48.9	87.9	88.5	16	-0.32	54.7	87.7	87.5	15	-0.19	56.5
			11	12		3.9	12	4	9		-4.8	2.5	11	8	10		1.5

Competition / Weather Information											
	Time	Base Values			Weather	Temp. Start / Finish [°C]		Humid. [%]	Tan. Wind [m/s]		
		Wind	Gate	Length		Air	Snow		Min.	Max.	Avg.
1st Round	9:00 - 9:19	0.00	15	79.84m	Sky Clear	-11.7 / -11.1	-13.1 / -13.1	86 / 87	-0.82	0.15	-0.37
2nd Round	9:36 - 9:50	0.00	15	79.84m	Sky Clear	-11.1 / -10.5	-13.3 / -13.1	86 / 84	-0.69	0.66	-0.25
3rd Round	10:13 - 10:26	0.00	15	79.84m	Sky Clear	-10.5 / -9.8	-13.1 / -13.1	84 / 83	-0.97	0.45	-0.37

Statistics													
	Gate		Athletes	Falls	Dist. [m]			Speed [km/h]			Competitors / NOCs		
	No.	Diff.			Min.	Max.	Avg.	Min.	Max.	Avg.	In start list	Started	With results
1st Round	15		14	0	81.0	95.0	86.7	86.5	88.3	87.4	14/14	14/14	14/14
2nd Round	15		10	0	80.0	95.0	88.5	86.9	88.5	87.6	14/14	14/14	14/14
	16	+0.80m	4	0	88.5	98.0	92.8	87.8	88.2	88.0			
3rd Round	15		14	0	82.0	99.0	90.0	87.3	88.6	87.7	14/14	14/14	14/14

Note:
A bold line in the "Gate" column indicates a change in gate assignment at that point.

Legend:					
Avg.	Average	Diff.	Difference	Dist.	Distance
G/W Comp.	Gate / Wind Compensation	Humid.	Humidity Start / Finish	Max.	Maximum
Min.	Minimum	NH	Normal Hill	No.	Gate number
Tan. Wind	Tangential Wind				



Results

Jury / Competition Management		Judges			Hill Data / Calculation		
FIS Technical Delegate (TD)	ROGGIA Andrea (ITA)	A	JESENKO Evgen (SLO)		Hill Size HS (95%)		100m (95m)
FIS Assistant TD	NURMELA Tapio (FIN)	B	BAIER Jan (CZE)		K-Point		90m
Chief of Competition	BEKKELUND Jorn Olav (NOR)	C	GALICA Andrzej (POL)		Metre Value		2.0 points per m
FIS Equipment Controller	KOJONKOSKI Mika (FIN)	D	KELLER Christian (GER)		Gate Factor		6.00 points per m
		E	ESPELID Kjersti Haugen (NOR)		Wind Factors - head / tail		6.40 / 7.74 points per m/s
					Seconds per Point		4
					Points per Minute		15

Bib	Name	NOC Code	1st Round					2nd Round					3rd Round				
			Speed	Dist.	G/W	Comp.	Points	Speed	Dist.	G/W	Comp.	Points	Speed	Dist.	G/W	Comp.	Points
			[km/h]	[m]	Gate	[m/s]	Rank	[km/h]	[m]	Gate	[m/s]	Rank	[km/h]	[m]	Gate	[m/s]	Rank
1	TWARDOSZ Pawel	POL	86.8	73.0	14	-1.33	36.3	87.1	83.0	14	0.45	43.1	87.1	84.0	14	0.87	42.4
			2	5		10.3	5	2	4		-2.9	4	1	1		-5.6	2
2	MAZURCHUK Dmytro	UKR	DNS					DNS					DNS				
3	DAGN Florian	AUT	DNS					DNS					DNS				
4	VRHOVNIK Vid	SLO	86.5	79.5	14	-0.73	44.7	86.4	92.0	14	0.63	60.0	DNS				
			3	4		5.7	3	4	1		-4.0	1					
5	KIMURA Yoshihiro	JPN	86.3	85.0	14	-0.43	53.3	86.3	79.0	14	0.16	37.0	86.2	82.0	14	0.66	39.8
			5	2		3.3	2	5	5		-1.0	5	3	2		-4.2	3
6	OFTEBRO Einar Luraas	NOR	86.0	71.0	14	-0.07	22.5	85.9	79.0	14	0.45	35.1	85.8	82.0	14	1.06	37.2
			6	6		0.5	6	6	5		-2.9	6	4	2		-6.8	4
7	PAZOUT Ondrej	CZE	DNS					DNS					DNS				
8	KOPP Tim	GER	DNS					DNS					DNS				
9	ILVES Andreas	EST	DNS					DNS					DNS				
10	LOOMIS Ben	USA	87.3	90.0	14	0.15	59.0	87.6	85.0	14	-0.57	54.4	DNS				
			1	1		-1.0	1	1	2		4.4	3					
11	KARHUMAA Wille	FIN	DNS					DNS					DNS				
12	VAXELAIRE Lilian	FRA	DNS					DNS					DNS				
13	IVANOV Vitalii	RUS	86.4	82.5	14	0.09	44.4	86.7	84.0	14	-1.23	57.5	86.9	78.0	14	-1.64	48.7
			4	3		-0.6	4	3	3		9.5	2	2	4		12.7	1
14	KOSTNER Aaron	ITA	DNS					DNS					DNS				

Competition / Weather Information											
	Time	Base Values			Weather	Temp. Start / Finish [°C]		Humid. [%]	Tan. Wind [m/s]		
		Wind	Gate	Length		Air	Snow		Min.	Max.	Avg.
1st Round	11:00 - 11:03	0.00	14	79.04m	Overcast	1.1 / 1.1	-7.3 / -7.3	85 / 85	-1.33	0.15	-0.48
2nd Round	11:12 - 11:16	0.00	14	79.04m	Overcast	1.1 / 1.1	-7.3 / -7.3	85 / 85	-1.23	0.63	-0.01
3rd Round	11:26 - 11:29	0.00	14	79.04m	Overcast	1.1 / 1.1	-7.2 / -7.1	85 / 85	-1.64	1.06	0.38

Statistics													
	Gate		Athletes	Falls	Dist. [m]			Speed [km/h]			Competitors / NOCs		
	No.	Diff.			Min.	Max.	Avg.	Min.	Max.	Avg.	In start list	Started	With results
1st Round	14		6	0	71.0	90.0	80.1	86.0	87.3	86.5	14/14	6/6	6/6
2nd Round	14		6	0	79.0	92.0	83.6	85.9	87.6	86.6	14/14	6/6	6/6
3rd Round	14		4	0	78.0	84.0	81.5	85.8	87.1	86.5	14/14	4/4	4/4

Note:
A bold line in the "Gate" column indicates a change in gate assignment at that point.


Legend:					
Avg.	Average	Diff.	Difference	Dist.	Distance
DNS	Did not start	G/W Comp.	Gate / Wind Compensation	Humid.	Humidity Start / Finish
Max.	Maximum	Min.	Minimum	NH	Normal Hill
No.	Gate number	Tan. Wind	Tangential Wind		

Lillehammer
2016
Youth Olympic Games



YOG
DNA

Results Book



Nordic Combined

Nordic Mixed Team NH/3x3.3km


OMEGA



Medallists

Medal	NOC	Name	Discipline	Gender
GOLD	RUS - Russian Federation	TIKHONOVA Sofia	Ski Jumping	F
		IVANOV Vitalii	Nordic Combined	M
		SERGEEV Maksim	Ski Jumping	M
		YAKUNINA Maya	Cross-Country Skiing	F
		FEDOTOV Igor	Cross-Country Skiing	M
SILVER	NOR - Norway	STROEM Anna Odine	Ski Jumping	F
		OFTEBRO Einar Luraas	Nordic Combined	M
		LINDVIK Marius	Ski Jumping	M
		ENGBRETSEN Martine	Cross-Country Skiing	F
		HEGDAL Vebjoern	Cross-Country Skiing	M
BRONZE	GER - Germany	REISCH Agnes	Ski Jumping	F
		KOPP Tim	Nordic Combined	M
		SIEGEL Jonathan	Ski Jumping	M
		DIETZE Anna-Maria	Cross-Country Skiing	F
		UNGER Philipp	Cross-Country Skiing	M

LEGEND

F Female M Male NH Normal Hill



FRI 19 FEB 2016
Start Time 13:30
End Time 13:58



Results

Jury / Competition Management				Course Information			
FIS Technical Delegate (TD)	ROGGIA Andrea (ITA)			Name:	3.3 km Nordic Mixed Team		
FIS Assistant TD	NURMELA Tapio (FIN)			Height Difference (HD):	56m		
Chief of Competition	BEKKELUND Jorn Olav (NOR)			Maximum Climb (MC):	44m		
				Total Climb (TC):	143m		
				Course Length:	3390m		
				Number of Laps:	3		

Starting order: 1. Ladies' Cross-Country Skiing, 2. Men's Nordic Combined, 3. Men's Cross-Country Skiing

Rank	Bib Leg	NOC Colour	Name	Ski Jumping			Cross-Country					
				Points	Rank	Time Difference	Team Time	Leg Rank	Time Behind	Split Team Time Rank	Time Behind	
1	4	RUS	Russian Federation	349.6	4	+0:35	25:41.9	1			0.0	
	4-1	r	YAKUNINA Maya				8:45.1	1	0.0	9:20.1	2	+0.6
	4-2	g	IVANOV Vitalii				8:42.2	6	+12.1	18:02.3	1	0.0
	4-3	y	FEDOTOV Igor				8:14.6	6	+29.8	26:16.9	1	0.0
2	6	NOR	Norway	337.8	6	+0:51	25:47.0	2			+21.1	
	6-1	r	ENGBRETSSEN Martine				9:26.9	5	+41.8	10:17.9	5	+58.4
	6-2	g	OFTEBRO Einar Luraas				8:35.3	2	+5.2	18:53.2	4	+50.9
	6-3	y	HEGDAL Vebjoern				7:44.8	1	0.0	26:38.0	2	+21.1
3	2	GER	Germany	356.1	2	+0:26	26:12.4	3			+21.5	
	2-1	r	DIETZE Anna-Maria				9:12.0	2	+26.9	9:38.0	3	+18.5
	2-2	g	KOPP Tim				8:46.9	8	+16.8	18:24.9	3	+22.6
	2-3	y	UNGER Philipp				8:13.5	4	+28.7	26:38.4	3	+21.5
4	1	SLO	Slovenia	375.7	1	0:00	26:38.5	6			+21.6	
	1-1	r	MANDELJC Anja				9:19.5	4	+34.4	9:19.5	1	0.0
	1-2	g	VRHOVNIK Vid				8:52.3	9	+22.2	18:11.8	2	+9.5
	1-3	y	MARKUN Luka				8:26.7	9	+41.9	26:38.5	4	+21.6
5	3	AUT	Austria	351.5	3	+0:32	26:39.8	8			+54.9	
	3-1	r	JUPPE Anna				9:46.3	8	+1:01.2	10:18.3	6	+58.8
	3-2	g	DAGN Florian				8:35.7	3	+5.6	18:54.0	5	+51.7
	3-3	y	SCHWENTNER Florian				8:17.8	7	+33.0	27:11.8	5	+54.9
6	7	FRA	France	330.8	7	+1:00	26:48.1	9			+1:31.2	
	7-1	r	DUCORDEAU Juliette				9:14.9	3	+29.8	10:14.9	4	+55.4
	7-2	g	VAXELAIRE Lilian				9:11.8	10	+41.7	19:26.7	6	+1:24.4
	7-3	y	ROYER Jeremy				8:21.4	8	+36.6	27:48.1	6	+1:31.2
7	8	JPN	Japan	314.2	8	+1:22	26:39.7	7			+1:44.8	
	8-1	r	MIYAZAKI Hikari				9:32.6	6	+47.5	10:54.6	7	+1:35.1
	8-2	g	KIMURA Yoshihiro				8:39.6	5	+9.5	19:34.2	7	+1:31.9
	8-3	y	KASAHARA Riku				8:27.5	10	+42.7	28:01.7	7	+1:44.8
8	10	USA	United States of America	286.2	10	+1:59	26:27.7	4			+2:09.8	
	10-1	r	HALVORSEN Hannah				9:43.1	7	+58.0	11:42.1	8	+2:22.6
	10-2	g	LOOMIS Ben				8:45.0	7	+14.9	20:27.1	10	+2:24.8
	10-3	y	WONDERS Hunter				7:59.6	2	+14.8	28:26.7	8	+2:09.8
9	9	POL	Poland	305.2	9	+1:34	26:55.1	10			+2:12.2	
	9-1	r	KOŁODZIEJ Klaudia				10:13.4	10	+1:28.3	11:47.4	9	+2:27.9
	9-2	g	TWARDOSZ Pawel				8:37.0	4	+6.9	20:24.4	9	+2:22.1
	9-3	y	HARATYK Mateusz				8:04.7	3	+19.9	28:29.1	9	+2:12.2
10	11	ITA	Italy	281.2	11	+2:06	26:32.0	5			+2:21.1	
	11-1	r	DE ZOLT PONTE Chiara				9:47.9	9	+1:02.8	11:53.9	10	+2:34.4
	11-2	g	KOSTNER Aaron				8:30.1	1	0.0	20:24.0	8	+2:21.7
	11-3	y	DEL FABBRO Luca				8:14.0	5	+29.2	28:38.0	10	+2:21.1



FRI 19 FEB 2016
Start Time 13:30
End Time 13:58



Results

Did Not Start				
5	CZE - Czech Republic	343.4	5	+0:43
5-1	r HAVLICKOVA Barbora	97.5		
5-2	g PAZOUT Ondrej	126.5		
5-3	y MATOUS Adam	119.4		

Weather	Snow Conditions	Temperatures [°C]		Competitors / NOCs					
		Air	Snow	Entries	Ranked	DNS	DNF	DSQ	LAP
Cloudy	Packed	-5,1°C	-3,1°C	33/11	30/10	3/1	0/0	0/0	0/0

Note:

Calculation of the time difference in team events

The amount of time that a competitor must wait before starting is calculated by converting the number of points behind into time. Each point behind is equivalent to 1.333333 seconds. 45 points behind means a competitor starts one minute later than the competitor in front of him.

LEGEND									
DNF	Did Not Finish	DNS	Did Not Start	DSQ	Disqualified	g	Green	LAP	Lapped
NH	Normal Hill	r	Red	y	Yellow				



FRI 19 FEB 2016
Start Time 11:00
End Time 11:50



Intermediate Results

Jury / Competition Management		Judges					Hill Data / Calculation				
FIS Technical Delegate (TD)	ROGGIA Andrea (ITA)	A	KELLER Christian (GER)				Hill Size HS (95%) 100m (95m)				
FIS Assistant TD	NURMELA Tapio (FIN)	B	ESPELID Kjersti Haugen (NOR)				K-Point 90m				
Chief of Competition	BRENDEN Kristian (NOR)	C	GALICA Andrzej (POL)				Metre Value 2.0 points per m				
FIS Equipment Controller	KOJONKOSKI Mika (FIN)	D	JESENKO Evgen (SLO)				Gate Factor 6.00 points per m				
		E	BAIER Jan (CZE)				Wind Factors - head / tail 6.40 / 7.74 points per m/s				
							Seconds per Point 1.333333				
							Points per Minute 45				

Jumping order: 1. Ladies' Ski Jumping, 2. Men's Nordic Combined, 3. Men's Ski Jumping

Rank	Bib	Name	Speed [km/h]	Dist. [m]	Dist. Points	Judges Marks					Judges Points	Gate/Wind Compensation			Round Points	Group Rank	Total / Time Diff.		
						A	B	C	D	E		Gate	Points	[m/s]					
1	6	SLO - SLOVENIA															375.7		375.7 0:00
	6-1	KLINEC Ema	88.1	97.5	75.0	18.5	18.0	18.5	18.0	18.5	55.0	18	0.28	-1.8	128.2	1			
	6-2	VRHOVNIK Vid	87.4	94.5	69.0	18.0	17.5	18.0	17.5	17.5	53.0	16	0.76	-4.9	117.1	4			
	6-3	PAVLOVIC Bor	85.7	100.0	80.0	18.5	18.5	19.0	18.5	18.0	55.5	12	0.80	-5.1	130.4	2			
2	11	GER - GERMANY															356.1		356.1 +0:26
	11-1	REISCH Agnes	88.0	89.5	59.0	17.5	17.5	17.0	16.5	17.5	52.0	18	0.53	-3.4	107.6	3			
	11-2	KOPP Tim	87.7	98.0	76.0	18.5	17.5	18.5	18.0	18.5	55.0	16	0.64	-4.1	126.9	2			
	11-3	SIEGEL Jonathan	85.7	95.0	70.0	18.0	18.0	18.0	18.0	18.0	54.0	12	0.38	-2.4	121.6	4			
3	9	AUT - AUSTRIA															351.5		351.5 +0:32
	9-1	HUBER Julia	88.3	85.0	50.0	16.5	16.0	16.0	16.5	16.0	48.5	18	0.43	-2.8	95.7	9			
	9-2	DAGN Florian	87.7	98.5	77.0	18.5	18.0	18.5	17.5	17.5	54.0	16	0.56	-3.6	127.4	1			
	9-3	LEITNER Clemens	86.0	98.0	76.0	18.0	18.5	18.5	18.5	18.5	55.5	12	0.49	-3.1	128.4	3			
4	8	RUS - RUSSIAN FEDERATION															349.6		349.6 +0:35
	8-1	TIKHONOVA Sofia	88.5	98.0	76.0	18.0	17.5	18.0	17.5	18.0	53.5	18	0.35	-2.2	127.3	2			
	8-2	IVANOV Vitalii	87.4	93.0	66.0	17.5	17.5	17.0	17.5	17.0	52.0	16	0.92	-5.9	112.1	7			
	8-3	SERGEEV Maksim	85.2	93.0	66.0	16.0	16.0	17.0	16.0	16.0	48.0	12	0.60	-3.8	110.2	9			
5	7	CZE - CZECH REPUBLIC															343.4		343.4 +0:43
	7-1	PESATOVA Zdenka	88.6	85.0	50.0	16.5	15.5	16.0	16.5	16.5	49.0	18	0.23	-1.5	97.5	7			
	7-2	PAZOUT Ondrej	87.6	100.5	81.0	17.0	16.5	17.5	17.5	17.0	51.5	16	0.94	-6.0	126.5	3			
	7-3	HOLIK Frantisek	85.8	95.0	70.0	18.0	17.5	18.0	17.5	17.5	53.0	12	0.56	-3.6	119.4	5			
6	4	NOR - NORWAY															337.8		337.8 +0:51
	4-1	STROEM Anna Odine	88.9	85.0	50.0	17.0	16.5	16.0	16.5	16.5	49.5	18	0.17	-1.1	98.4	6			
	4-2	OFTEBRO Einar Luraas	86.9	89.5	59.0	18.0	17.5	17.5	17.5	17.0	52.5	16	0.47	-3.0	108.5	9			
	4-3	LINDVIK Marius	85.8	101.0	82.0	18.5	18.0	17.5	18.0	18.0	54.0	12	0.79	-5.1	130.9	1			
7	2	FRA - FRANCE															330.8		330.8 +1:00
	2-1	DIEU Romane	87.3	88.0	56.0	15.5	15.5	16.0	16.0	14.5	47.0	18	0.42	-2.7	100.3	5			
	2-2	VAXELAIRE Lilian	87.7	91.5	63.0	17.5	17.0	17.5	17.0	17.0	51.5	16	0.48	-3.1	111.4	8			
	2-3	LEAROYD Jonathan	85.7	95.5	71.0	18.0	17.5	18.0	18.0	17.5	53.5	12	0.84	-5.4	119.1	6			
8	10	JPN - JAPAN															314.2		314.2 +1:22
	10-1	OI Shihori	88.0	79.0	38.0	16.0	16.5	16.0	16.0	16.0	48.0	18	0.50	-3.2	82.8	10			
	10-2	KIMURA Yoshihiro	87.1	92.0	64.0	18.0	17.0	17.5	17.5	17.5	52.5	16	0.53	-3.4	113.1	6			
	10-3	ITO Masamitsu	85.0	94.0	68.0	17.5	17.5	17.5	17.5	18.0	52.5	12	0.34	-2.2	118.3	7			
9	5	POL - POLAND															305.2		305.2 +1:34
	5-1	RAJDA Kinga	87.6	85.0	50.0	16.5	16.0	16.0	16.0	16.0	48.0	18	0.18	-1.2	96.8	8			
	5-2	TWARDOSZ Pawel	87.7	89.5	59.0	17.5	17.0	17.0	17.5	17.5	52.0	16	0.57	-3.6	107.4	10			
	5-3	JARZABEK Dawid	85.2	86.5	53.0	17.5	17.0	17.0	17.0	16.5	51.0	12	0.47	-3.0	101.0	10			
10	3	USA - UNITED STATES OF AMERICA															286.2		286.2 +1:59
	3-1	SANKEY Logan	87.2	74.0	28.0	14.5	15.0	15.5	15.0	15.0	45.0	18	0.24	-1.5	71.5	11			
	3-2	LOOMIS Ben	88.0	87.0	54.0	17.0	17.0	16.5	17.0	17.0	51.0	16	0.41	-2.6	102.4	11			
	3-3	LARSON Casey	85.7	92.5	65.0	17.5	17.0	17.5	17.5	17.0	52.0	12	0.74	-4.7	112.3	8			



FRI 19 FEB 2016
Start Time 11:00
End Time 11:50



Intermediate Results

Rank	Bib	Name	Speed [km/h]	Dist. [m]	Dist. Points	Judges Marks					Judges Points	Gate/Wind Compensation			Round Points	Group Rank	Total / Time Diff.
						A	B	C	D	E		Gate	Points	[m/s]			
11	1	ITA - ITALY															281.2 +2:06
	1-1	MALSINER Lara	87.5	89.5	59.0	16.0	16.0	16.5	16.0	16.0	48.0	18	0.41	-2.6	104.4	4	
	1-2	KOSTNER Aaron	87.3	92.5	65.0	17.5	17.5	17.5	17.5	17.0	52.5	16	0.54	-3.5	114.0	5	
	1-3	LONGO Alessio	84.6	72.0	24.0	15.5	14.0	14.5	14.5	14.0	43.0	12	0.66	-4.2	62.8	11	

Competition / Weather Information												
Competition Round	Group	Time	Base Values			Weather	Temp. Start / Finish [°C]		Humid. [%]	Tan. Wind [m/s]		
			Wind	Gate	Length		Air	Snow		Min.	Max.	Avg.
Competition Round	Group 1	11:04 - 11:50	0.00	18	82.24m	Overcast	-4.4	-4.1	92 / 88	0.17	0.94	0.53
	Group 2		0.00	16	80.64m							
	Group 3		0.00	12	77.44m							

Statistics														
Competition Round	Group	Gate		Athletes	Falls	Dist. [m]			Speed [km/h]			Competitors / NOCs		
		No.	Diff.			Min.	Max.	Avg.	Min.	Max.	Avg.	In start list	Started	With results
Competition Round	Group 1	18		11	0	74.0	98.0	86.8	87.2	88.9	88.0	33/11	33/11	33/11
	Group 2	16		11	0	87.0	100.5	93.3	86.9	88.0	87.5			
	Group 3	12		11	0	72.0	101.0	92.9	84.6	86.0	85.4			

Note:

How point scores are calculated

A competitor is awarded 60 points for jumping the K-point distance. For every metre more or less than the K point, a competitor has 2.0 points added or subtracted from his total. In addition, competitors are awarded points for style (for flight, landing and out-run) up to a maximum of 20 per judge. Five judges score each jump, with the highest and lowest scores discarded and the scores of the other three summed and added to the competitor's points for distance. The gate and/or wind compensation points are added to, or subtracted from, the total points. The gate compensation can be applied only within a group.

Calculation of the Time Difference in Team Events

The amount of time that a competitor must wait before starting is calculated by converting the number of points behind into time. Each point behind is equivalent to 1.333333 seconds of wait time, 45 points behind means a competitor starts one minute later than the competitor in front of him.

Legend:					
Avg.	Average	Diff.	Time Difference	Dist.	Distance
Grp.	Group	Humid.	Humidity Start / Finish	Max.	Maximum
Min.	Minimum	NH	Normal Hill	No.	Gate number
Tan. Wind	Tangential Wind				



Item: 1

Schedule Change Nordic Combined Mixed Team

Summary:

Competition day Nordic Combined Mixed Team changed to Friday, 19th of February

Details:

Due to the weather forecast the original program has been rescheduled.

* Fridays Training cancelled

* Saturdays Competition Nordic Mixed Team moved to Friday with original starting times

Issued by: Technical Delegate - Andrea Roggia
 Time: 17:30
 Date: 17 FEB 2016

This decision affects:

Results
 Schedule
 Other

X