

Lillehammer
2016
Youth Olympic Games



YOG
DNA



Results Book



Short Track Speed Skating



	Short Track Speed Skating	1
1	Table of Contents	2
2	Competition Schedule	4
3	Entry List by NOC Ladies	5
4	Entry List by NOC Men	6
5	Medallists by Event	7
6	Ladies' 500m	8
6.1	Event Classification	9
6.2	Final	10
6.2.1	Start List	10
6.2.2	Results	11
6.3	Semifinal	12
6.3.1	Start List	12
6.3.2	Results	13
6.4	Quarterfinal	14
6.4.1	Start List	14
6.4.2	Results	15
7	Ladies' 1000m	16
7.1	Event Classification	17
7.2	Final	18
7.2.1	Start List	18
7.2.2	Results	19
7.3	Semifinal	20
7.3.1	Start List	20
7.3.2	Results	21
7.4	Quarterfinal	22
7.4.1	Start List	22
7.4.2	Results	23
8	Men's 500m	24
8.1	Event Classification	25
8.2	Final	26
8.2.1	Start List	26
8.2.2	Results	27
8.3	Semifinal	28
8.3.1	Start List	28
8.3.2	Results	29
8.4	Quarterfinal	30
8.4.1	Start List	30
8.4.2	Results	31
9	Men's 1000m	32



9.1	Event Classification	33
9.2	Final	34
9.2.1	Start List	34
9.2.2	Results	35
9.3	Semifinal	36
9.3.1	Start List	36
9.3.2	Results	37
9.4	Quarterfinal	38
9.4.1	Start List	38
9.4.2	Results	39
10	Mixed NOC Team Relay	40
10.1	Event Classification	41
10.2	Final	42
10.2.1	Results	42
10.3	Semifinal	43
10.3.1	Results	43



Competition Schedule

REVISED
19 FEB 10:02

As of FRI 19 FEB 2016

Date	Start Time	Event
SUN 14 FEB	12:00	Ladies' 1000m - Quarterfinals
	12:20	Men's 1000m - Quarterfinals
	12:40	Ice Resurfacing
	13:00	Ladies' 1000m - Semifinals C/D
	13:10	Men's 1000m - Semifinals C/D
	13:20	Ladies' 1000m - Semifinals A/B
	13:30	Men's 1000m - Semifinals A/B
	13:40	Ice Resurfacing
	14:00	Ladies' 1000m - Final D
	14:05	Men's 1000m - Final D
	14:10	Ladies' 1000m - Final C
	14:15	Men's 1000m - Final C
	14:20	Ladies' 1000m - Final B
	14:25	Men's 1000m - Final B
	14:30	Ladies' 1000m - Final A
	14:35	Men's 1000m - Final A
TUE 16 FEB	10:00	Ladies' 500m - Quarterfinals
	10:15	Men's 500m - Quarterfinals
	10:30	Ice Resurfacing
	10:50	Ladies' 500m - Semifinals C/D
	10:54	Men's 500m - Semifinals C/D
	10:58	Ladies' 500m - Semifinals A/B
	11:02	Men's 500m - Semifinals A/B
	11:20	Ice Resurfacing
	11:40	Ladies' 500m - Final D
	11:42	Men's 500m - Final D
	11:44	Ladies' 500m - Final C
	11:46	Men's 500m - Final C
	11:48	Ladies' 500m - Final B
	11:50	Men's 500m - Final B
11:52	Ladies' 500m - Final A	
11:54	Men's 500m - Final A	
SAT 20 FEB	12:05	Mixed NOC Team Relay - Semifinals
	12:30	Ice Resurfacing
	12:50	Mixed NOC Team Relay - Finals

Note:
Mixed NOC Team Relay Semifinals and Finals have been rescheduled.
Please check the official website for more details and the latest updates.



Entry list by NOC

As of SAT 13 FEB 2016

NOC		Helmet Number	Date of Birth
AUS - Australia			
	MOORE Julia	1	5 SEP 1998
BUL - Bulgaria			
	MANOILOVA Katrin	2	11 JUN 1998
CHN - People's Republic of China			
	GONG Li	3	9 JUL 2000
	ZANG Yize	4	8 SEP 1999
GER - Germany			
	SEIDEL Anna	5	31 MAR 1998
HUN - Hungary			
	JASZAPATI Petra	6	31 DEC 1998
ITA - Italy			
	IORIATTI Gloria	7	18 MAY 2000
JPN - Japan			
	KAMINAGA Shione	8	26 SEP 1999
KAZ - Kazakhstan			
	NAGAY Anita	9	14 MAR 1998
KOR - Republic of Korea			
	KIM Jiyoo	10	14 JUL 1999
	LEE Suyoun	11	3 SEP 1999
NED - Netherlands			
	LANCEE Gioya	12	1 JAN 1999
NOR - Norway			
	FARSTAD Ane By	13	31 MAR 2000
RUS - Russian Federation			
	KUZNETSOVA Elizaveta	14	27 OCT 1998
	TARASOVA Angelina	15	24 APR 1999
USA - United States of America			
	SHIN April	16	14 APR 1998



Entry list by NOC

As of SAT 13 FEB 2016

NOC		Helmet Number	Date of Birth
BEL - Belgium	DESMET Stijn	1	10 APR 1998
CHN - People's Republic of China	MA Wei	2	5 SEP 1998
FRA - France	FERCOQ Quentin	3	5 MAR 1999
GER - Germany	KREUSELER Moritz	4	20 DEC 1998
HUN - Hungary	LIU Shaoang	5	13 MAR 1998
	SZIKLASI Andras	6	27 JUL 1999
JPN - Japan	SHIGEHIRO Kiichi	7	11 NOV 1998
	YOSHINAGA Kazuki	8	31 JUL 1999
KAZ - Kazakhstan	SHAMUKHANOV Yerkebulan	9	23 AUG 1999
KOR - Republic of Korea	HONG Kyunghwan	10	5 JAN 1999
	HWANG Daeheon	11	5 JUL 1999
LAT - Latvia	KRUZBERGS Karlis	12	26 NOV 1998
NED - Netherlands	de BOER Tjerk	13	7 MAR 1999
NOR - Norway	ELVEBAKKEN Martinius	14	20 JAN 1998
RUS - Russian Federation	SITNIKOV Pavel	15	5 AUG 1998
USA - United States of America	HEO Aaron	16	23 FEB 1999



Medallists by Event

As of SAT 20 FEB 2016

After 5 of 5 Events

Event	Date	Medal	Name	NOC Code
Ladies' 500m	TUE 16 FEB	GOLD	ZANG Yize	CHN
		SILVER	JASZAPATI Petra	HUN
		BRONZE	MANOILOVA Katrin	BUL
Ladies' 1000m	SUN 14 FEB	GOLD	KIM Jiyoo	KOR
		SILVER	LEE Suyoun	KOR
		BRONZE	SEIDEL Anna	GER
Men's 500m	TUE 16 FEB	GOLD	HONG Kyunghwan	KOR
		SILVER	YOSHINAGA Kazuki	JPN
		BRONZE	MA Wei	CHN
Men's 1000m	SUN 14 FEB	GOLD	HWANG Daeheon	KOR
		SILVER	MA Wei	CHN
		BRONZE	LIU Shaoang	HUN
Mixed NOC Team Relay	SAT 20 FEB	GOLD	TEAM 2 (B) FARSTAD Ane By (Ladies) KIM Jiyoo (Ladies) DESMET Stijn (Men) FERCOQ Quentin (Men)	NOR KOR BEL FRA
		SILVER	TEAM 3 (C) JASZAPATI Petra (Ladies) MOORE Julia (Ladies) de BOER Tjerk (Men) SHIGEHIRO Kiichi (Men)	HUN AUS NED JPN
		BRONZE	TEAM 6 (F) MANOILOVA Katrin (Ladies) NAGAY Anita (Ladies) KRUIZBERGS Karlis (Men) YOSHINAGA Kazuki (Men)	BUL KAZ LAT JPN

Lillehammer
2016
Youth Olympic Games



YOG
DNA

Results Book



Short Track Speed Skating

Ladies' 500m


OMEGA



Event Classification

Group	Rank	Helmet Number	Name	NOC Code	POS	POSR	Best Time
Finals A and B	1	4	ZANG Yize	CHN	1		0:45.106
	2	6	JASZAPATI Petra	HUN	2		0:44.855
	3	2	MANOILOVA Katrin	BUL	1		0:45.897
	4	15	TARASOVA Angelina	RUS	2		0:47.861
	5	8	KAMINAGA Shione	JPN	3		0:46.032
	6	10	KIM Jiyoo	KOR	PEN	1-1	0:44.253
	7	11	LEE Suyoun	KOR	PEN	2-2	0:45.228
Finals C and D	8	5	SEIDEL Anna	GER	1		0:45.857
	9	14	KUZNETSOVA Elizaveta	RUS	2		0:46.207
	10	12	LANCEE Gioya	NED	3		0:46.247
	11	9	NAGAY Anita	KAZ	4		0:48.103
	12	1	MOORE Julia	AUS	1		0:48.196
	13	13	FARSTAD Ane By	NOR	2		0:50.538
Semifinals A/B	14	3	GONG Li	CHN	PEN	1	0:45.397
Semifinals C/D	15	7	IORIATTI Gloria	ITA	PEN	3	0:46.103


Note:
The skaters who did not complete the finals will not be eligible for any IOC award.

Legend:



Start List

Race Number	Race	Start Position	Helmet Number	Name	NOC Code
41	FD	1	1	MOORE Julia	AUS
		2	13	FARSTAD Ane By	NOR
43	FC	1	14	KUZNETSOVA Elizaveta	RUS
		2	5	SEIDEL Anna	GER
		3	12	LANCEE Gioya	NED
		4	9	NAGAY Anita	KAZ
45	FB	1	2	MANOILOVA Katrin	BUL
		2	8	KAMINAGA Shione	JPN
		3	15	TARASOVA Angelina	RUS
47	FA	1	10	KIM Jiyoo	KOR
		2	6	JASZAPATI Petra	HUN
		3	4	ZANG Yize	CHN
		4	11	LEE Suyoun	KOR



Results

Race Number	Race	Rank	Helmet Number	Name	NOC Code	Result
47	FA	1	4	ZANG Yize	CHN	0:46.648
		2	6	JASZAPATI Petra	HUN	No time
		-	10	KIM Jiyoo	KOR	PEN
		-	11	LEE Suyoun	KOR	PEN
45	FB	1	2	MANOILOVA Katrin	BUL	0:46.337
		2	15	TARASOVA Angelina	RUS	0:47.861
		3	8	KAMINAGA Shione	JPN	0:47.916
43	FC	1	5	SEIDEL Anna	GER	0:45.857
		2	14	KUZNETSOVA Elizaveta	RUS	0:46.207
		3	12	LANCEE Gioya	NED	0:46.324
		4	9	NAGAY Anita	KAZ	0:48.103
41	FD	1	1	MOORE Julia	AUS	0:50.606
		2	13	FARSTAD Ane By	NOR	1:03.617

Legend:
PEN Penalty



Start List

Race Number	Race	Start Position	Helmet Number	Name	NOC Code
33	C/D 1	1	12	LANCEE Gioya	NED
		2	14	KUZNETSOVA Elizaveta	RUS
		3	1	MOORE Julia	AUS
		4	13	FARSTAD Ane By	NOR
34	C/D 2	1	7	IORIATTI Gloria	ITA
		2	9	NAGAY Anita	KAZ
		3	5	SEIDEL Anna	GER
37	A/B 1	1	4	ZANG Yize	CHN
		2	11	LEE Suyoun	KOR
		3	3	GONG Li	CHN
		4	8	KAMINAGA Shione	JPN
38	A/B 2	1	10	KIM Jiyoo	KOR
		2	6	JASZAPATI Petra	HUN
		3	2	MANOILOVA Katrin	BUL
		4	15	TARASOVA Angelina	RUS

Note:

Semifinals A/B: The first and second placed skaters from each race qualify for Final A.
Semifinals C/D: The first and second placed skaters from each race qualify for Final C.



Results


Race Number	Race	Rank	Helmet Number	Name	NOC Code	Result	Qual.
33	C/D 1	1	14	KUZNETSOVA Elizaveta	RUS	0:46.755	QC
		2	12	LANCEE Gioya	NED	0:46.813	QC
		3	1	MOORE Julia	AUS	0:48.196	QD
		4	13	FARSTAD Ane By	NOR	0:50.538	QD
34	C/D 2	1	5	SEIDEL Anna	GER	0:46.779	QC
		2	9	NAGAY Anita	KAZ	1:05.766	QC
		-	7	IORIATTI Gloria	ITA	PEN	
37	A/B 1	1	4	ZANG Yize	CHN	0:45.480	QA
		2	11	LEE Suyoun	KOR	0:46.014	QA
		3	8	KAMINAGA Shione	JPN	0:46.741	QB
		-	3	GONG Li	CHN	PEN	
38	A/B 2	1	10	KIM Jiyoo	KOR	0:44.588	QA
		2	6	JASZAPATI Petra	HUN	0:44.864	QA
		3	2	MANOILOVA Katrin	BUL	0:46.512	QB
		4	15	TARASOVA Angelina	RUS	0:48.287	QB

Note:

Semifinals A/B: The first and second placed skaters from each race qualify for Final A.
Semifinals C/D: The first and second placed skaters from each race qualify for Final C.

Legend:

PEN	Penalty	QA	Qualified for final A	QB	Qualified for final B
QC	Qualified for final C	QD	Qualified for final D	Qual.	Qualification code



Start List

Race Number	Race	Start Position	Helmet Number	Name	NOC Code
25	QF 1	1	14	KUZNETSOVA Elizaveta	RUS
		2	6	JASZAPATI Petra	HUN
		3	1	MOORE Julia	AUS
		4	10	KIM Jiyoo	KOR
26	QF 2	1	8	KAMINAGA Shione	JPN
		2	2	MANOILOVA Katrin	BUL
		3	9	NAGAY Anita	KAZ
		4	7	IORIATTI Gloria	ITA
27	QF 3	1	12	LANCEE Gioya	NED
		2	11	LEE Suyoun	KOR
		3	4	ZANG Yize	CHN
		4	13	FARSTAD Ane By	NOR
28	QF 4	1	15	TARASOVA Angelina	RUS
		2	3	GONG Li	CHN
		3	5	SEIDEL Anna	GER

Note:

The first and second placed skaters from each race qualify for Semifinals A/B, the third and fourth placed skaters from each race qualify for Semifinals C/D.

**Results**

Race Number	Race	Rank	Helmet Number	Name	NOC Code	Result	Qual.
25	QF 1	1	10	KIM Jiyoo	KOR	0:44.253	QSAB
		2	6	JASZAPATI Petra	HUN	0:44.855	QSAB
		3	14	KUZNETSOVA Elizaveta	RUS	0:46.696	QSCD
		4	1	MOORE Julia	AUS	0:48.897	QSCD
26	QF 2	1	2	MANOILOVA Katrin	BUL	0:45.897	QSAB
		2	8	KAMINAGA Shione	JPN	0:46.032	QSAB
		3	7	IORIATTI Gloria	ITA	0:46.103	QSCD
		4	9	NAGAY Anita	KAZ	0:48.463	QSCD
27	QF 3	1	4	ZANG Yize	CHN	0:45.106	QSAB
		2	11	LEE Suyoun	KOR	0:45.228	QSAB
		3	12	LANCEE Gioya	NED	0:46.247	QSCD
		4	13	FARSTAD Ane By	NOR	1:24.363	QSCD
28	QF 4	1	3	GONG Li	CHN	0:45.397	QSAB
		2	15	TARASOVA Angelina	RUS	0:48.093	QSAB
		3	5	SEIDEL Anna	GER	No time	QSCD

Note:

The first and second placed skaters from each race qualify for Semifinals A/B, the third and fourth placed skaters from each race qualify for Semifinals C/D.

Legend:

QSAB Qualified for semifinals A/B **QSCD** Qualified for semifinals C/D **Qual.** Qualification code

Lillehammer
2016
Youth Olympic Games



YOG
DNA



Results Book



Short Track Speed Skating

Ladies' 1000m





Event Classification

Group	Rank	Helmet Number	Name	NOC Code	POS	POSR	Best Time
Finals A and B	1	10	KIM Jiyoo	KOR	1		1:34.041
	2	11	LEE Suyoun	KOR	2		1:34.118
	3	5	SEIDEL Anna	GER	3		1:34.323
	4	6	JASZAPATI Petra	HUN	4		1:34.431
	5	4	ZANG Yize	CHN	1		1:36.550
	6	12	LANCEE Gioya	NED	2		1:37.857
	7	14	KUZNETSOVA Elizaveta	RUS	3		1:37.689
	8	7	IORIATTI Gloria	ITA	4		1:39.573
	9	9	NAGAY Anita	KAZ	5		1:40.894
Finals C and D	10	3	GONG Li	CHN	1		1:35.789
	11	8	KAMINAGA Shione	JPN	2		1:35.903
	12	1	MOORE Julia	AUS	3		1:40.993
	13	13	FARSTAD Ane By	NOR	4		1:41.666
Quarterfinals		15	TARASOVA Angelina	RUS		PEN	
		2	MANOILOVA Katrin	BUL		PEN	

Note:
The skaters who did not complete the finals will not be eligible for any IOC award.

Legend:



Start List

Race Number	Race	Start Position	Helmet Number	Name	NOC Code
19	FC	1	3	GONG Li	CHN
		2	8	KAMINAGA Shione	JPN
		3	1	MOORE Julia	AUS
		4	13	FARSTAD Ane By	NOR
21	FB	1	4	ZANG Yize	CHN
		2	14	KUZNETSOVA Elizaveta	RUS
		3	12	LANCEE Gioya	NED
		4	7	IORIATTI Gloria	ITA
		5	9	NAGAY Anita	KAZ
23	FA	1	10	KIM Jiyoo	KOR
		2	11	LEE Suyoun	KOR
		3	5	SEIDEL Anna	GER
		4	6	JASZAPATI Petra	HUN

Note:
Race 17 has been cancelled.



Results

Race Number	Race	Rank	Helmet Number	Name	NOC Code	Result
23	FA	1	10	KIM Jiyoo	KOR	1:34.041
		2	11	LEE Suyoun	KOR	1:34.118
		3	5	SEIDEL Anna	GER	1:34.323
		4	6	JASZAPATI Petra	HUN	1:34.431
21	FB	1	4	ZANG Yize	CHN	1:41.596
		2	12	LANCEE Gioya	NED	1:42.289
		3	14	KUZNETSOVA Elizaveta	RUS	1:42.378
		4	7	IORIATTI Gloria	ITA	1:42.581
		5	9	NAGAY Anita	KAZ	1:42.693
19	FC	1	3	GONG Li	CHN	1:35.789
		2	8	KAMINAGA Shione	JPN	1:35.903
		3	1	MOORE Julia	AUS	1:40.993
		4	13	FARSTAD Ane By	NOR	1:41.666

Note:
Race 17 has been cancelled.



Start List

Race Number	Race	Start Position	Helmet Number	Name	NOC Code
13	A/B 1	1	11	LEE Suyoun	KOR
		2	10	KIM Jiyoo	KOR
		3	4	ZANG Yize	CHN
		4	9	NAGAY Anita	KAZ
14	A/B 2	1	5	SEIDEL Anna	GER
		2	6	JASZAPATI Petra	HUN
		3	12	LANCEE Gioya	NED
		4	7	IORIATTI Gloria	ITA
		5	14	KUZNETSOVA Elizaveta	RUS

Note:

Races 9 and 10 have been cancelled.

Semifinals A/B: The first and second placed skaters from each race qualify for Final A.

Semifinals C/D: The first and second placed skaters from each race qualify for Final C.



Results

Race Number	Race	Rank	Helmet Number	Name	NOC Code	Result	Qual.
13	A/B 1	1	10	KIM Jiyoo	KOR	1:35.442	QA
		2	11	LEE Suyoun	KOR	1:35.583	QA
		3	4	ZANG Yize	CHN	1:36.550	QB
		4	9	NAGAY Anita	KAZ	1:40.894	QB
14	A/B 2	1	5	SEIDEL Anna	GER	1:36.344	QA
		2	6	JASZAPATI Petra	HUN	1:36.385	QA
		3	14	KUZNETSOVA Elizaveta	RUS	1:37.689	QB
		4	12	LANCEE Gioya	NED	1:37.857	QB
		5	7	IORIATTI Gloria	ITA	1:39.573	QB

Note:

Races 9 and 10 have been cancelled.

Semifinals A/B: The first and second placed skaters from each race qualify for Final A.

Semifinals C/D: The first and second placed skaters from each race qualify for Final C.

Legend:

QA Qualified for final A **QB** Qualified for final B **Qual.** Qualification code




Start List

Race Number	Race	Start Position	Helmet Number	Name	NOC Code
1	QF 1	1	8	KAMINAGA Shione	JPN
		2	4	ZANG Yize	CHN
		3	10	KIM Jiyoo	KOR
2	QF 2	1	15	TARASOVA Angelina	RUS
		2	12	LANCEE Gioya	NED
		3	9	NAGAY Anita	KAZ
		4	7	IORIATTI Gloria	ITA
3	QF 3	1	5	SEIDEL Anna	GER
		2	14	KUZNETSOVA Elizaveta	RUS
		3	13	FARSTAD Ane By	NOR
		4	2	MANOILOVA Katrin	BUL
4	QF 4	1	3	GONG Li	CHN
		2	1	MOORE Julia	AUS
		3	6	JASZAPATI Petra	HUN
		4	11	LEE Suyoun	KOR

Note:

The first and second placed skaters from each race qualify for Semifinals A/B, the third and fourth placed skaters from each race qualify for Semifinals C/D.



Results

Race Number	Race	Rank	Helmet Number	Name	NOC Code	Result	Qual.
1	QF 1	1	10	KIM Jiyoo	KOR	1:40.773	QSAB
		2	4	ZANG Yize	CHN	1:40.834	QSAB
		3	8	KAMINAGA Shione	JPN	1:41.026	QSCD
2	QF 2	1	12	LANCEE Gioya	NED	1:41.119	QSAB
		2	9	NAGAY Anita	KAZ	1:41.290	QSAB
		3	7	IORIATTI Gloria	ITA	1:43.603	ADV
		-	15	TARASOVA Angelina	RUS	PEN	
3	QF 3	1	5	SEIDEL Anna	GER	1:36.200	QSAB
		2	14	KUZNETSOVA Elizaveta	RUS	1:47.402	QSAB
		3	13	FARSTAD Ane By	NOR	1:50.565	QSCD
		-	2	MANOILOVA Katrin	BUL	PEN	
4	QF 4	1	11	LEE Suyoun	KOR	1:37.417	QSAB
		2	6	JASZAPATI Petra	HUN	1:37.636	QSAB
		3	3	GONG Li	CHN	1:37.783	QSCD
		4	1	MOORE Julia	AUS	1:45.694	QSCD

Note:

The first and second placed skaters from each race qualify for Semifinals A/B, the third and fourth placed skaters from each race qualify for Semifinals C/D.

Legend:

ADV Advanced for semifinals A/B
QSCD Qualified for semifinals C/D

PEN Penalty
Qual. Qualification code

QSAB Qualified for semifinals A/B

Lillehammer
2016
Youth Olympic Games



YOG
DNA

Results Book



Short Track Speed Skating

Men's 500m


OMEGA



Start List

Race Number	Race	Start Position	Helmet Number	Name	NOC Code
42	FD	1	9	SHAMUKHANOV Yerkebulan	KAZ
		2	4	KREUSELER Moritz	GER
		3	14	ELVEBAKKEN Martinius	NOR
		4	12	KRUZBERGS Karlis	LAT
44	FC	1	13	de BOER Tjerk	NED
		2	5	LIU Shaoang	HUN
		3	16	HEO Aaron	USA
		4	6	SZIKLASI Andras	HUN
46	FB	1	15	SITNIKOV Pavel	RUS
		2	7	SHIGEHIRO Kiichi	JPN
		3	1	DESMET Stijn	BEL
		4	3	FERCOQ Quentin	FRA
48	FA	1	2	MA Wei	CHN
		2	10	HONG Kyunghwan	KOR
		3	11	HWANG Daeheon	KOR
		4	8	YOSHINAGA Kazuki	JPN

**Results**

Race Number	Race	Rank	Helmet Number	Name	NOC Code	Result
48	FA	1	10	HONG Kyunghwan	KOR	0:41.885
		2	8	YOSHINAGA Kazuki	JPN	0:41.969
		3	2	MA Wei	CHN	0:42.129
		-	11	HWANG Daeheon	KOR	PEN
46	FB	1	1	DESMET Stijn	BEL	0:42.716
		2	15	SITNIKOV Pavel	RUS	0:42.731
		3	3	FERCOQ Quentin	FRA	0:43.032
		4	7	SHIGEHIRO Kiichi	JPN	0:43.041
44	FC	1	5	LIU Shaoang	HUN	0:44.366
		2	13	de BOER Tjerk	NED	0:44.695
		3	16	HEO Aaron	USA	0:45.413
		-	6	SZIKLASI Andras	HUN	PEN
42	FD	1	9	SHAMUKHANOV Yerkebulan	KAZ	0:44.916
		2	14	ELVEBAKKEN Martinus	NOR	0:45.001
		3	12	KRUZBERGS Karlis	LAT	0:45.680
		4	4	KREUSELER Moritz	GER	0:45.787

Legend:

PEN Penalty



Start List

Race Number	Race	Start Position	Helmet Number	Name	NOC Code
35	C/D 1	1	16	HEO Aaron	USA
		2	4	KREUSELER Moritz	GER
		3	14	ELVEBAKKEN Martinius	NOR
		4	13	de BOER Tjerk	NED
36	C/D 2	1	9	SHAMUKHANOV Yerkebulan	KAZ
		2	6	SZIKLASI Andras	HUN
		3	12	KRUZBERGS Karlis	LAT
		4	5	LIU Shaoang	HUN
39	A/B 1	1	2	MA Wei	CHN
		2	10	HONG Kyunghwan	KOR
		3	15	SITNIKOV Pavel	RUS
		4	7	SHIGEHIRO Kiichi	JPN
40	A/B 2	1	11	HWANG Daeheon	KOR
		2	3	FERCOQ Quentin	FRA
		3	1	DESMET Stijn	BEL
		4	8	YOSHINAGA Kazuki	JPN

Note:

Semifinals A/B: The first and second placed skaters from each race qualify for Final A.
Semifinals C/D: The first and second placed skaters from each race qualify for Final C.



Results

Race Number	Race	Rank	Helmet Number	Name	NOC Code	Result	Qual.
35	C/D 1	1	13	de BOER Tjerk	NED	0:43.830	QC
		2	16	HEO Aaron	USA	0:44.396	QC
		3	4	KREUSELER Moritz	GER	0:44.974	QD
		4	14	ELVEBAKKEN Martinus	NOR	0:45.018	QD
36	C/D 2	1	5	LIU Shaoang	HUN	0:44.349	QC
		2	6	SZIKLASI Andras	HUN	0:44.651	QC
		3	12	KRUZBERGS Karlis	LAT	0:47.371	QD
		4	9	SHAMUKHANOV Yerkebulan	KAZ	No time	QD
39	A/B 1	1	2	MA Wei	CHN	0:41.680	QA
		2	10	HONG Kyunghwan	KOR	0:41.944	QA
		3	15	SITNIKOV Pavel	RUS	0:42.327	QB
		4	7	SHIGEHIRO Kiichi	JPN	0:42.403	QB
40	A/B 2	1	11	HWANG Daeheon	KOR	0:41.972	QA
		2	8	YOSHINAGA Kazuki	JPN	0:42.416	QA
		3	1	DESMET Stijn	BEL	0:42.846	QB
		4	3	FERCOQ Quentin	FRA	0:42.997	QB

Note:

Semifinals A/B: The first and second placed skaters from each race qualify for Final A.
Semifinals C/D: The first and second placed skaters from each race qualify for Final C.

Legend:

QA	Qualified for final A	QB	Qualified for final B	QC	Qualified for final C
QD	Qualified for final D	Qual.	Qualification code		

**Start List**

Race Number	Race	Start Position	Helmet Number	Name	NOC Code
29	QF 1	1	10	HONG Kyunghwan	KOR
		2	5	LIU Shaoang	HUN
		3	15	SITNIKOV Pavel	RUS
		4	14	ELVEBAKKEN Martinius	NOR
30	QF 2	1	1	DESMET Stijn	BEL
		2	13	de BOER Tjerk	NED
		3	16	HEO Aaron	USA
		4	8	YOSHINAGA Kazuki	JPN
31	QF 3	1	4	KREUSELER Moritz	GER
		2	7	SHIGEHIRO Kiichi	JPN
		3	2	MA Wei	CHN
		4	6	SZIKLASI Andras	HUN
32	QF 4	1	3	FERCOQ Quentin	FRA
		2	11	HWANG Daeheon	KOR
		3	12	KRUZBERGS Karlis	LAT
		4	9	SHAMUKHANOV Yerkebulan	KAZ

Note:

The first and second placed skaters from each race qualify for Semifinals A/B, the third and fourth placed skaters from each race qualify for Semifinals C/D.



Results

Race Number	Race	Rank	Helmet Number	Name	NOC Code	Result	Qual.
29	QF 1	1	10	HONG Kyunghwan	KOR	0:42.537	QSAB
		2	15	SITNIKOV Pavel	RUS	0:42.652	QSAB
		3	14	ELVEBAKKEN Martinus	NOR	0:45.998	QSCD
		4	5	LIU Shaoang	HUN	No time	QSCD
30	QF 2	1	1	DESMET Stijn	BEL	0:42.993	QSAB
		2	8	YOSHINAGA Kazuki	JPN	0:43.657	QSAB
		3	16	HEO Aaron	USA	0:44.052	QSCD
		4	13	de BOER Tjerk	NED	No time	QSCD
31	QF 3	1	2	MA Wei	CHN	0:42.208	QSAB
		2	7	SHIGEHIRO Kiichi	JPN	0:42.671	QSAB
		3	6	SZIKLASI Andras	HUN	0:44.918	QSCD
		4	4	KREUSELER Moritz	GER	0:45.105	QSCD
32	QF 4	1	11	HWANG Daeheon	KOR	0:41.968	QSAB
		2	3	FERCOQ Quentin	FRA	0:42.404	QSAB
		3	9	SHAMUKHANOV Yerkebulan	KAZ	0:44.170	QSCD
		4	12	KRUZBERGS Karlis	LAT	0:45.766	QSCD

Note:

The first and second placed skaters from each race qualify for Semifinals A/B, the third and fourth placed skaters from each race qualify for Semifinals C/D.

Legend:

QSAB Qualified for semifinals A/B **QSCD** Qualified for semifinals C/D **Qual.** Qualification code

Lillehammer
2016
Youth Olympic Games



YOG
DNA



Results Book



Short Track Speed Skating

Men's 1000m





Start List

Race Number	Race	Start Position	Helmet Number	Name	NOC Code
18	FD	1	4	KREUSELER Moritz	GER
		2	14	ELVEBAKKEN Martinius	NOR
20	FC	1	13	de BOER Tjerk	NED
		2	9	SHAMUKHANOV Yerkebulan	KAZ
		3	16	HEO Aaron	USA
		4	12	KRUZBERGS Karlis	LAT
22	FB	1	8	YOSHINAGA Kazuki	JPN
		2	1	DESMET Stijn	BEL
24	FA	1	2	MA Wei	CHN
		2	7	SHIGEHIRO Kiichi	JPN
		3	11	HWANG Daeheon	KOR
		4	5	LIU Shaoang	HUN
		5	6	SZIKLASI Andras	HUN



Results

Race Number	Race	Rank	Helmet Number	Name	NOC Code	Result
24	FA	1	11	HWANG Daeheon	KOR	1:28.022
		2	2	MA Wei	CHN	1:28.082
		3	5	LIU Shaoang	HUN	1:28.187
		4	7	SHIGEHIRO Kiichi	JPN	1:28.718
		5	6	SZIKLASI Andras	HUN	1:29.324
22	FB	1	8	YOSHINAGA Kazuki	JPN	1:41.778
		2	1	DESMET Stijn	BEL	1:41.829
20	FC	1	13	de BOER Tjerk	NED	1:34.836
		2	9	SHAMUKHANOV Yerkebulan	KAZ	1:35.420
		3	16	HEO Aaron	USA	1:35.707
		4	12	KRUZBERGS Karlis	LAT	1:40.632
18	FD	1	4	KREUSELER Moritz	GER	1:43.506
		2	14	ELVEBAKKEN Martinus	NOR	1:43.686



Start List

Race Number	Race	Start Position	Helmet Number	Name	NOC Code
11	C/D 1	1	16	HEO Aaron	USA
		2	12	KRUZBERGS Karlis	LAT
		3	14	ELVEBAKKEN Martinius	NOR
12	C/D 2	1	13	de BOER Tjerk	NED
		2	4	KREUSELER Moritz	GER
		3	9	SHAMUKHANOV Yerkebulan	KAZ
15	A/B 1	1	5	LIU Shaoang	HUN
		2	10	HONG Kyunghwan	KOR
		3	11	HWANG Daeheon	KOR
		4	8	YOSHINAGA Kazuki	JPN
16	A/B 2	1	3	FERCOQ Quentin	FRA
		2	2	MA Wei	CHN
		3	7	SHIGEHIRO Kiichi	JPN
		4	6	SZIKLASI Andras	HUN
		5	1	DESMET Stijn	BEL

Note:

Semifinals A/B: The first and second placed skaters from each race qualify for Final A.
Semifinals C/D: The first and second placed skaters from each race qualify for Final C.



Results

Race Number	Race	Rank	Helmet Number	Name	NOC Code	Result	Qual.
11	C/D 1	1	16	HEO Aaron	USA	1:53.861	QC
		2	12	KRUZBERGS Karlis	LAT	1:54.695	QC
		3	14	ELVEBAKKEN Martinius	NOR	1:54.966	QD
12	C/D 2	1	13	de BOER Tjerk	NED	1:40.797	QC
		2	9	SHAMUKHANOV Yerkebulan	KAZ	1:41.000	QC
		3	4	KREUSELER Moritz	GER	1:42.414	QD
15	A/B 1	1	11	HWANG Daeheon	KOR	1:27.312	QA
		2	5	LIU Shaoang	HUN	1:27.428	QA
		3	8	YOSHINAGA Kazuki	JPN	1:28.295	QB
		-	10	HONG Kyunghwan	KOR	PEN	
16	A/B 2	1	2	MA Wei	CHN	1:27.200	QA
		2	7	SHIGEHIRO Kiichi	JPN	1:27.288	QA
		3	1	DESMET Stijn	BEL	1:28.946	QB
		4	6	SZIKLASI Andras	HUN	1:31.209	ADVA
		-	3	FERCOQ Quentin	FRA	PEN	

Note:

Semifinals A/B: The first and second placed skaters from each race qualify for Final A.
Semifinals C/D: The first and second placed skaters from each race qualify for Final C.

Legend:

ADVA	Advanced to final A	PEN	Penalty	QA	Qualified for final A
QB	Qualified for final B	QC	Qualified for final C	QD	Qualified for final D
Qual.	Qualification code				

**Start List**

Race Number	Race	Start Position	Helmet Number	Name	NOC Code
5	QF 1	1	3	FERCOQ Quentin	FRA
		2	16	HEO Aaron	USA
		3	2	MA Wei	CHN
		4	12	KRUZBERGS Karlis	LAT
6	QF 2	1	4	KREUSELER Moritz	GER
		2	14	ELVEBAKKEN Martinius	NOR
		3	11	HWANG Daeheon	KOR
		4	8	YOSHINAGA Kazuki	JPN
7	QF 3	1	10	HONG Kyunghwan	KOR
		2	5	LIU Shaoang	HUN
		3	9	SHAMUKHANOV Yerkebulan	KAZ
		4	13	de BOER Tjerk	NED
8	QF 4	1	7	SHIGEHIRO Kiichi	JPN
		2	6	SZIKLASI Andras	HUN
		3	1	DESMET Stijn	BEL
		4	15	SITNIKOV Pavel	RUS

Note:

The first and second placed skaters from each race qualify for Semifinals A/B, the third and fourth placed skaters from each race qualify for Semifinals C/D.

**Results**

Race Number	Race	Rank	Helmet Number	Name	NOC Code	Result	Qual.
5	QF 1	1	3	FERCOQ Quentin	FRA	1:29.474	QSAB
		2	2	MA Wei	CHN	1:29.597	QSAB
		3	16	HEO Aaron	USA	1:31.071	QSCD
		4	12	KRUZBERGS Karlis	LAT	1:33.621	QSCD
6	QF 2	1	11	HWANG Daeheon	KOR	1:32.893	QSAB
		2	8	YOSHINAGA Kazuki	JPN	1:33.006	QSAB
		3	4	KREUSELER Moritz	GER	1:36.354	QSCD
		4	14	ELVEBAKKEN Martinus	NOR	1:39.565	QSCD
7	QF 3	1	5	LIU Shaoang	HUN	1:31.307	QSAB
		2	10	HONG Kyunghwan	KOR	1:31.417	QSAB
		3	13	de BOER Tjerk	NED	1:32.341	QSCD
		4	9	SHAMUKHANOV Yerkebulan	KAZ	No time	QSCD
8	QF 4	1	7	SHIGEHIRO Kiichi	JPN	1:33.688	QSAB
		2	6	SZIKLASI Andras	HUN	1:34.256	QSAB
		3	1	DESMET Stijn	BEL	1:34.578	ADV
		-	15	SITNIKOV Pavel	RUS		PEN

Note:

The first and second placed skaters from each race qualify for Semifinals A/B, the third and fourth placed skaters from each race qualify for Semifinals C/D.

Legend:**ADV** Advanced for semifinals A/B**QSCD** Qualified for semifinals C/D**PEN** Penalty**Qual.** Qualification code**QSAB** Qualified for semifinals A/B

Lillehammer
2016
Youth Olympic Games



YOG
DNA

Results Book



Short Track Speed Skating

Mixed NOC Team Relay


OMEGA



Results

Race Number	Race	Rank	Team	Gender	Result
52	FA	1	TEAM 2 (B)		4:14.413
			13 FARSTAD Ane By (NOR)	Ladies	
			10 KIM Jiyoo (KOR)	Ladies	
			1 DESMET Stijn (BEL)	Men	
			3 FERCOQ Quentin (FRA)	Men	
		2	TEAM 3 (C)		4:14.495
			6 JASZAPATI Petra (HUN)	Ladies	
			1 MOORE Julia (AUS)	Ladies	
			13 de BOER Tjerk (NED)	Men	
			7 SHIGEHIRO Kiichi (JPN)	Men	
		3	TEAM 6 (F)		4:17.181
			2 MANOILOVA Katrin (BUL)	Ladies	
			9 NAGAY Anita (KAZ)	Ladies	
			12 KRUZBERGS Karlis (LAT)	Men	
			8 YOSHINAGA Kazuki (JPN)	Men	
			TEAM 5 (E)		PEN
			7 IORIATTI Gloria (ITA)	Ladies	
			5 SEIDEL Anna (GER)	Ladies	
			16 HEO Aaron (USA)	Men	
			10 HONG Kyunghwan (KOR)	Men	
51	FB	1	TEAM 8 (H)		4:22.198
			8 KAMINAGA Shione (JPN)	Ladies	
			12 LANCEE Gioya (NED)	Ladies	
			4 KREUSELER Moritz (GER)	Men	
			2 MA Wei (CHN)	Men	
		2	TEAM 7 (G)		4:23.553
			14 KUZNETSOVA Elizaveta (RUS)	Ladies	
			15 TARASOVA Angelina (RUS)	Ladies	
			14 ELVEBAKKEN Martinus (NOR)	Men	
			11 HWANG Daeheon (KOR)	Men	
		3	TEAM 1 (A)		4:25.169
			16 SHIN April (USA)	Ladies	
			4 ZANG Yize (CHN)	Ladies	
			15 SITNIKOV Pavel (RUS)	Men	
			6 SZIKLASI Andras (HUN)	Men	

Legend:
PEN Penalty

