


Lillehammer
2016
Youth Olympic Games



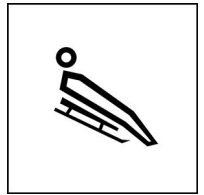
YOG
DNA

Results Book



Luge

	Luge	1
1	Table of Contents	2
2	Competition Schedule	3
3	Entry List by NOC	4
4	Medallists by Event	7
5	Women's Singles	8
5.1	Final Results	9
5.2	Medallists	11
5.3	Training	12
5.3.1	Results - by Start Order - Session 1	12
5.3.2	Results - by Start Order - Session 2	14
6	Men's Singles	16
6.1	Final Results	17
6.2	Medallists	19
6.3	Training	20
6.3.1	Results - by Start Order - Session 1	20
6.3.2	Results - by Start Order - Session 2	22
7	Doubles	24
7.1	Final Results	25
7.2	Medallists	26
7.3	Training	27
7.3.1	Results - by Start Order - Session 1	27
7.3.2	Results - by Start Order - Session 2	28
8	Team Relay	29
8.1	Final Results	30
8.2	Medallists	32
8.3	Training	33
8.3.1	Results - Training	33



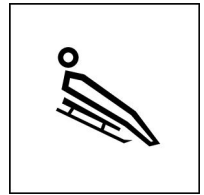
Competition Schedule

As of SUN 14 FEB 2016

Date	Start Time	Estimated Finish Time	Event
SUN 14 FEB	10:00	-	Men's Singles Competition Run 1
	11:15	-	Men's Singles Competition Run 2
MON 15 FEB	10:00	-	Women's Singles Competition Run 1
	11:15	-	Women's Singles Competition Run 2
	13:00	-	Doubles Competition Run 1
	14:00	-	Doubles Competition Run 2
TUE 16 FEB	9:30	-	Team Relay

Note:

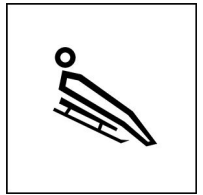
Please check the official website for more details and the latest updates.



Entry List by NOC

As of WED 10 FEB 2016

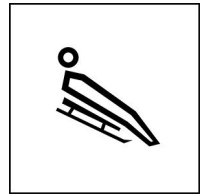
NOC	Name	Event Name	FIL Number	Position	Date of Birth	Height m / ft in	Weight kg / lbs
ARG - Argentina							
	RAVENNA Veronica Maria	Women's Singles	LGARG21902199801		19 FEB 1998		
AUS - Australia							
	SLADE Beth	Women's Singles	LGAUS22803200001		28 MAR 2000		
AUT - Austria							
	SCHULTE Bastian	Men's Singles	LGAUT11511199901		15 NOV 1999		
	GATT Juri	Doubles	LGAUT10908200101	B	9 AUG 2001		
	SCHMID Jakob	Doubles	LGAUT11001200101	F	10 JAN 2001		
	EGLE Madeleine	Women's Singles	LGAUT22108199801		21 AUG 1998		
BUL - Bulgaria							
	RIZOV Ayduan	Men's Singles	LGBUL12701200001		27 JAN 2000		
	YORDANOVA Emili	Women's Singles	LGBUL21907200101		19 JUL 2001		
CAN - Canada							
	WATTS Reid	Men's Singles	LGCAN12212199801		22 DEC 1998		
	RIDDLE Matt	Doubles	LGCAN10103199801	F	1 MAR 1998		
	SHIPPIT Adam	Doubles	LGCAN11004199901	B	10 APR 1999		
	APSHKRUM Brooke Dori	Women's Singles	LGCAN20909199901		9 SEP 1999		
CZE - Czech Republic							
	LEJSEK Michael	Men's Singles	LGCZE12402199801		24 FEB 1998		
	PEKNY Zdenek	Doubles	LGCZE12511200101	B	25 NOV 2001		
	VEJDELEK Filip	Doubles	LGCZE12511199801	F	25 NOV 1998		
	MARSIKOVA Michaela	Women's Singles	LGCZE21812200001		18 DEC 2000		
FRA - France							
	MAITRE Adrien	Men's Singles	LGFRA13105199901		31 MAY 1999		
	BOCH Margot	Women's Singles	LGFRA21306199901		13 JUN 1999		
GBR - Great Britain							
	GEBAUER-BARRETT Lucas	Men's Singles	LGGBR12104199901		21 APR 1999		
GEO - Georgia							
	PERADZE Lasha	Men's Singles	LGCEO12304200001		23 APR 2000		
GER - Germany							
	HEIDER Paul-Lukas	Men's Singles	LGGER11002199801		10 FEB 1998		
	GUBITZ Paul	Doubles	LGGER12305199901	B	23 MAY 1999		
	ORLAMUNDER Hannes	Doubles	LGGER12407199901	F	24 JUL 1999		
	MUELLER Tina	Women's Singles	LGGER22007199801		20 JUL 1998		
	TIEBEL Jessica	Women's Singles	LGGER22411199801		24 NOV 1998		



Entry List by NOC

As of WED 10 FEB 2016

NOC	Name	Event Name	FIL Number	Position	Date of Birth	Height m / ft in	Weight kg / lbs
ITA - Italy							
	MALLEIER Fabian	Men's Singles	LGITA10401199801		4 JAN 1998		
	NAGLER Ivan	Men's Singles	LGITA13001199901		30 JAN 1999		
	GUFLER Lukas	Doubles	LGITA10304199901	B	3 APR 1999		
	SCHWARZ Felix	Doubles	LGITA10101199801	F	1 JAN 1998		
	OBERHOFER Marion	Women's Singles	LGITA21412200001		14 DEC 2000		
KAZ - Kazakhstan							
	TATYANCHENKO Denis	Doubles	LGKAZ11610199801	B	16 OCT 1998		
	YEFREMOV Roman	Doubles	LGKAZ11510199801	F	15 OCT 1998		
	BOGACHEVA Anastassiya	Women's Singles	LGKAZ20202199801		2 FEB 1998		
LAT - Latvia							
	APARJODS Kristers	Men's Singles	LGLAT12402199802		24 FEB 1998		
	SLAHOTA Kaspars	Doubles	LGLAT10110199801	B	1 OCT 1998		
	TUPE Aksels	Doubles	LGLAT11503199801	F	15 MAR 1998		
	UPITE Anda	Women's Singles	LGLAT22103200001		21 MAR 2000		
MDA - Republic of Moldova							
	CEPOI Leonard	Men's Singles	LGMDA10901199901		9 JAN 1999		
NOR - Norway							
	MELAS Aleksander	Men's Singles	LGNOR11403199803		14 MAR 1998		
	TANGNES Vilde	Women's Singles	LGNOR22601199901		26 JAN 1999		
POL - Poland							
	TARNAWSKI Kacper	Men's Singles	LGPOL10502199901		5 FEB 1999		
	ROLA Daniel	Doubles	LGPOL11611199901	B	16 NOV 1999		
	ZUBEL Artur	Doubles	LGPOL11012199801	F	10 DEC 1998		
	CHODOREK Nadia	Women's Singles	LGPOL21604199901		16 APR 1999		
ROU - Romania							
	TUREA Theodor Andrei Aureli	Men's Singles	LGROU11110199801		11 OCT 1998		
	CRACIUN Flavius Ion	Doubles	LGROU10702199901	B	7 FEB 1999		
	GITLAN Vasile Marian	Doubles	LGROU12101199801	F	21 JAN 1998		
	MANOLESCU Mihaela Carme	Women's Singles	LGROU21405199801		14 MAY 1998		
RUS - Russian Federation							
	PETROV Evgenii	Men's Singles	LGRUS12804199801		28 APR 1998		
	KASHKIN Vsevolod	Doubles	LGRUS10806199801	F	8 JUN 1998		
	KORSHUNOV Konstantin	Doubles	LGRUS10807199801	B	8 JUL 1998		
	MIKHAYLENKO Olesya	Women's Singles	LGRUS20706199801		7 JUN 1998		
	TCVETOVA Tatiana	Women's Singles	LGRUS22405199901		24 MAY 1999		



Entry List by NOC

As of WED 10 FEB 2016

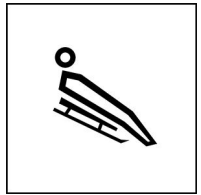
NOC	Name	Event Name	FIL Number	Position	Date of Birth	Height m / ft in	Weight kg / lbs
SVK - Slovakia							
	GAVLAS Richard	Men's Singles	LGSVK10301199801		3 JAN 1998		
	VAVERCAK Tomas	Doubles	LGSVK11507199901	F	15 JUL 1999		
	ZMIJ Matej	Doubles	LGSVK10906199901	B	9 JUN 1999		
	SIMONAKOVA Katarina	Women's Singles	LGSVK23101199801		31 JAN 1998		
SWE - Sweden							
	KOHALA Svante	Men's Singles	LGSWE10902199801		9 FEB 1998		
	KOHALA Tove	Women's Singles	LGSWE22901200101		29 JAN 2001		
TPE - Chinese Taipei							
	CHIANG Chun-Hung	Men's Singles	LGTPE10802199801		8 FEB 1998		
TUR - Turkey							
	KAPLAN Cengizhan	Men's Singles	LGTUR12904199901		29 APR 1999		
	OZKAYA Goksu	Women's Singles	LGTUR20306199901		3 JUN 1999		
UKR - Ukraine							
	STAKHIV Ihor	Men's Singles	LGUKR13007199901		30 JUL 1999		
	LEVKOYCH Myroslav	Doubles	LGUKR11011199901	B	10 NOV 1999		
	LYSETSKYY Andriy	Doubles	LGUKR11002199802	F	10 FEB 1998		
	SMAHA Olena	Women's Singles	LGUKR21301200001		13 JAN 2000		
USA - United States of America							
	TAYLOR Justin	Men's Singles	LGUSA11810199901		18 OCT 1999		
	BILES Duncan	Doubles	LGUSA11206200001	F	12 JUN 2000		
	OWEN Alanson	Doubles	LGUSA12810200001	B	28 OCT 2000		
	FARQUHARSON Ashley	Women's Singles	LGUSA21603199901		16 MAR 1999		

Note:

Entry data may be updated until the start of competition.
All changes are available on official website.

Legend:

B Athlete in the back position **F** Athlete in the front position



Medallists by Event

As of TUE 16 FEB 2016 at 10:34

AFTER 4 OF 4 EVENTS

Event	Date	Medal	Name	Gender	NOC Code
Women's Singles	MON 15 FEB	GOLD	APSHKRUM Brooke	F	CAN
		SILVER	TIEBEL Jessica	F	GER
		BRONZE	EGLE Madeleine	F	AUT
Men's Singles	SUN 14 FEB	GOLD	APARJODS Kristers	M	LAT
		SILVER	HEIDER Paul-Lukas	M	GER
		BRONZE	WATTS Reid	M	CAN
Doubles	MON 15 FEB	GOLD	SCHWARZ Felix GUFLER Lukas	M M	ITA
		SILVER	ORLAMUENDER Hannes GUBITZ Paul	M M	GER
		BRONZE	KASHKIN Vsevolod KORSHUNOV Konstantin	M M	RUS
Team Relay	TUE 16 FEB	GOLD	TIEBEL Jessica HEIDER Paul-Lukas ORLAMUENDER Hannes GUBITZ Paul	F M M M	GER
		SILVER	MIKHAYLENKO Olesya PETROV Evgenii KASHKIN Vsevolod KORSHUNOV Konstantin	F M M M	RUS
		BRONZE	OBERHOFER Marion MALLEIER Fabian SCHWARZ Felix GUFLER Lukas	F M M M	ITA

Lillehammer
2016
Youth Olympic Games



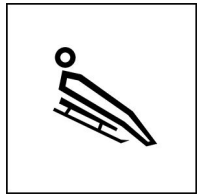
YOG
DNA

Results Book




Luge

Women's Singles



Final Results

Rk	Bib No.	NOC Code	Name	Start Time	Rk	Int. 1	Rk	Int. 2	Rk	Int. 3	Rk	Speed (km/h) (mph)	Finish Time	Rk	Time Behind	
1	14	CAN	APSHKRUM Brooke	10.597	2	24.479	3	33.728	3	44.554	3	114.7	71.2	53.165	=2	+0.059
				10.545	1	24.335	2	33.510	1	44.263	1	115.2	71.6	52.861	1	0.000
				Total: 1:46.026 0.000												
2	3	GER	TIEBEL Jessica	10.640	=4	24.462	2	33.714	2	44.513	1	115.0	71.4	53.106	1	0.000
				10.588	3	24.410	3	33.648	3	44.422	3	115.2	71.6	52.991	2	+0.130
				Total: 1:46.097 +0.071												
3	2	AUT	EGLE Madeleine	10.588	1	24.396	1	33.684	1	44.522	2	114.4	71.1	53.165	=2	+0.059
				10.553	2	24.328	1	33.571	2	44.401	2	114.1	70.9	53.102	4	+0.241
				Total: 1:46.267 +0.241												
4	6	RUS	TCVETOVA Tatiana	10.640	=4	24.511	4	33.810	4	44.660	4	114.7	71.2	53.324	5	+0.218
				10.670	7	24.525	7	33.802	7	44.623	6	114.5	71.1	53.282	5	+0.421
				Total: 1:46.606 +0.580												
5	7	RUS	MIKHAYLENKO Olesya	10.685	9	24.556	7	33.833	5	44.669	5	114.4	71.0	53.315	4	+0.209
				10.674	9	24.565	8	33.832	8	44.655	7	114.7	71.3	53.299	6	+0.438
				Total: 1:46.614 +0.588												
6	12	NOR	TANGNES Vilde	10.737	11	24.616	12	33.920	9	44.807	7	114.2	70.9	53.545	7	+0.439
				10.662	6	24.496	6	33.748	5	44.615	5	113.6	70.6	53.339	7	+0.478
				Total: 1:46.884 +0.858												
7	18	ARG	RAVENNA Veronica Maria	10.763	14	24.603	9	33.908	6	44.796	6	113.6	70.6	53.511	6	+0.405
				10.796	15	24.648	12	33.908	9	44.742	9	114.5	71.1	53.405	8	+0.544
				Total: 1:46.916 +0.890												
8	1	GER	MUELLER Tina	10.682	8	24.581	8	33.954	12	44.919	9	112.7	70.0	53.851	11	+0.745
				10.602	5	24.420	4	33.693	4	44.504	4	115.6	71.8	53.091	3	+0.230
				Total: 1:46.942 +0.916												
9	9	LAT	UPITE Anda	10.613	3	24.523	5	33.909	7	44.930	10	112.0	69.6	53.821	10	+0.715
				10.592	4	24.448	5	33.755	6	44.690	8	112.7	70.0	53.601	9	+0.740
				Total: 1:47.422 +1.396												
10	22	UKR	SMAHA Olena	10.753	13	24.663	13	33.951	11	44.875	8	112.3	69.7	53.780	9	+0.674
				10.739	11	24.642	11	33.938	11	44.858	10	112.2	69.7	53.712	10	+0.851
				Total: 1:47.492 +1.466												
11	5	ITA	OBERHOFER Marion	10.768	15	24.677	14	34.002	14	44.957	13	113.2	70.3	53.724	8	+0.618
				10.755	12	24.687	13	34.027	13	44.985	13	113.1	70.3	53.830	12	+0.969
				Total: 1:47.554 +1.528												
12	10	ROU	MANOLESCU Mihaela Carmen	10.649	6	24.605	10	33.993	13	45.013	14	111.7	69.4	53.950	13	+0.844
				10.671	8	24.583	9	33.918	10	44.895	11	112.4	69.8	53.777	11	+0.916
				Total: 1:47.727 +1.701												
13	17	CZE	MARSIKOVA Michaela	10.670	7	24.555	6	33.918	8	44.945	12	111.7	69.4	53.899	12	+0.793
				10.700	10	24.633	10	33.977	12	44.970	12	112.2	69.7	53.894	13	+1.033
				Total: 1:47.793 +1.767												
14	8	SVK	SIMONAKOVA Katarina	10.727	10	24.689	15	34.079	15	45.147	15	110.6	68.7	54.127	14	+1.021
				10.765	13	24.729	15	34.090	15	45.112	15	111.8	69.4	54.072	15	+1.211
				Total: 1:48.199 +2.173												
15	16	POL	CHODOREK Nadia	10.936	18	24.897	16	34.247	16	45.256	16	111.2	69.1	54.262	15	+1.156
				10.898	16	24.800	16	34.134	16	45.143	16	111.0	69.0	54.405	16	+1.544
				Total: 1:48.667 +2.641												




Final Results

Rk	Bib No.	NOC Code	Name	Start Time	Rk	Int. 1	Rk	Int. 2	Rk	Int. 3	Rk	Speed (km/h) (mph)	Finish Time	Rk	Time Behind	
16	11	BUL	YORDANOVA Emili	10.923	17	25.104	18	34.648	18	45.922	18	109.0	67.7	55.190	17	+2.084
				10.935	17	25.074	17	34.614	17	45.905	17	108.9	67.6	55.200	17	+2.339
												Total: 1:50.390		+4.364		
17	21	FRA	BOCH Margot	12.771	22	27.720	22	37.401	22	48.607	22	110.5	68.6	57.674	20	+4.568
				10.769	14	24.697	14	34.051	14	45.018	14	113.2	70.3	53.913	14	+1.052
												Total: 1:51.587		+5.561		
18	13	KAZ	BOGACHEVA Anastassiya	11.028	19	25.378	19	35.152	19	46.602	19	107.7	66.9	55.953	18	+2.847
				11.374	19	25.738	19	35.340	19	46.542	19	110.1	68.4	55.685	18	+2.824
												Total: 1:51.638		+5.612		
19	15	SWE	KOHALA Tove	10.890	16	25.012	17	34.510	17	45.716	17	110.1	68.4	54.945	16	+1.839
				10.986	18	25.147	18	34.710	18	46.127	18	103.5	64.3	57.326	20	+4.465
												Total: 1:52.271		+6.245		
20	20	AUS	SLADE Beth	11.385	20	25.795	20	35.460	20	46.907	20	106.7	66.3	56.488	19	+3.382
				11.405	20	25.805	20	35.554	20	47.156	20	104.9	65.2	57.008	19	+4.147
												Total: 1:53.496		+7.470		
21	19	TUR	OZKAYA Goksu	11.393	21	25.984	21	35.846	21	47.683	21	99.7	62.0	58.244	21	+5.138
				11.438	21	26.020	21	35.913	21	47.752	21	102.7	63.8	57.921	21	+5.060
												Total: 1:56.165		+10.139		
4	USA	FARQUHARSON Ashley		10.741	12	24.607	11	33.934	10	44.940	11	110.8	68.8			DNF

Note:
The above results do not reflect possible disqualification due to technical check or doping.

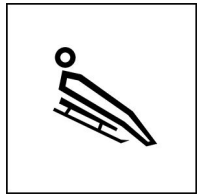
Legend:
= Equal sign indicates that two or more competitors share the same rank
DNF Did Not Finish Int. Intermediate time No. Number Rk Rank



Medallists

As of MON 15 FEB 2016


Medal	Name	NOC
GOLD	APSHKRUM Brooke	CAN - Canada
SILVER	TIEBEL Jessica	GER - Germany
BRONZE	EGLE Madeleine	AUT - Austria



Results - by Start Order

REVISED
13 FEB 11:18

Start Order	Bib No.	NOC Code	Name	Start Time	Rk	Int. 1	Rk	Int. 2	Rk	Int. 3	Rk	Speed (km/h) (mph)	Finish Time	Rk	Time Behind			
1	1	LAT	UPITE Anda	10.541	1	24.415	1	33.769	1	44.757	1	111.7	69.4	53.764	3	+0.125		
				10.603	1	24.554	1	33.937	1	45.288	6	105.9	65.8	54.889	11	+1.036		
				10.610	3	24.575	4	33.965	7	45.009	7	111.3	69.1	54.192	8	+0.560		
2	2	SWE	KOHALA Tove	10.989	18	25.322	18	34.887	17	46.218	17	107.9	67.0	55.845	12	+2.206		
				10.958	17	25.221	17	34.766	17	46.111	17	108.2	67.2	55.734	14	+1.881		
				10.942	16	25.139	16	34.694	16	46.056	17	107.6	66.8	55.658	17	+2.026		
3	3	AUS	SLADE Beth	11.312	20	26.145	21	36.101	20	47.974	19	99.2	61.6	1:00.197	19	+6.558		
				12.259	22	27.288	22	37.197	22	49.021	22	101.2	62.9	1:00.288	20	+6.435		
				11.224	19	25.702	19	35.405	19	47.141	19	101.4	63.0					DNF
4	4	ITA	OBERHOFER Marion													DNS		
				10.797	10	24.885	11	34.297	11	45.379	9	111.0	69.0	54.356	7	+0.503		
				10.762	10	24.803	9	34.203	9	45.232	9	111.7	69.4	54.221	9	+0.589		
5	5	KAZ	BOGACHEVA Anastassiya	11.138	19	26.051	20	36.366	21	48.639	21	101.3	62.9	58.772	17	+5.133		
				10.999	19	25.979	20	36.435	21	48.146	21	105.9	65.8	57.729	19	+3.876		
				11.791	21	27.098	21	37.630	21	49.565	21	102.3	63.5	59.457	19	+5.825		
6	6	BUL	YORDANOVA Emili	10.892	14	25.049	14	34.534	15	45.794	13	109.2	67.8	55.215	11	+1.576		
				10.988	18	25.247	18	34.793	18	46.122	18	107.8	67.0	55.709	13	+1.856		
				11.012	18	25.359	18	34.968	18	46.358	18	108.0	67.1					DNF
7	7	AUT	EGLE Madeleine	10.703	6	24.738	6	34.127	7	45.141	7	111.9	69.5	54.090	6	+0.451		
				10.630	2	24.583	2	33.943	2	44.953	1	111.4	69.2	53.928	2	+0.075		
				10.562	1	24.484	2	33.789	2	44.769	2	112.4	69.8	53.679	3	+0.047		
8	8	USA	FARQUHARSON Ashley	10.824	12	24.811	10	34.318	12	45.919	15	104.2	64.8				DNF	
				10.855	13	24.843	9	34.459	14	46.091	16	106.5	66.2	55.633	12	+1.780		
				10.894	13	25.027	13	34.545	14	45.755	14	109.0	67.7	55.452	15	+1.820		
9	9	SVK	SIMONAKOVA Katarina	10.749	8	24.840	12	34.230	11	45.324	10	111.9	69.5	54.357	9	+0.718		
				10.783	9	24.876	10	34.280	9	45.381	10	110.3	68.5	54.529	10	+0.676		
				10.743	8	24.808	10	34.206	10	45.455	11	106.5	66.2	55.251	14	+1.619		
10	10	ARG	RAVENNA Veronica Maria	10.939	17	25.050	15	34.454	14	45.482	11	112.5	69.9	54.353	8	+0.714		
				10.863	14	24.909	13	34.285	10	45.328	7	111.8	69.5	54.389	8	+0.536		
				10.846	11	24.845	11	34.223	11	45.264	10	110.4	68.6	54.555	10	+0.923		
11	11	CAN	APSHKRUM Brooke	10.682	4	24.600	3	33.908	3	44.845	3	113.2	70.3	53.704	2	+0.065		
				10.734	6	24.783	7	34.153	6	45.180	4	112.0	69.6	54.124	4	+0.271		
				10.614	4	24.657	7	33.954	5	44.998	6	111.2	69.1	54.049	6	+0.417		
12	12	TUR	OZKAYA Goksu	11.433	21	25.948	19	35.791	19	48.086	20	94.0	58.4	59.555	18	+5.916		
				11.394	21	25.985	21	35.856	20	47.582	20	103.8	64.5	57.696	18	+3.843		
				11.307	20	25.761	20	35.638	20	47.566	20	101.9	63.3	57.886	18	+4.254		
13	13	RUS	MIKHAYLENKO Olesya	10.592	2	24.508	2	33.824	2	44.767	2	113.6	70.5	53.639	1	+0.000		
				10.638	3	24.694	3	34.041	3	45.003	2	113.6	70.6	53.853	1	+0.000		
				10.707	7	24.631	6	33.960	6	44.885	4	113.4	70.4	53.659	2	+0.027		
14	14	RUS	TCVETOVA Tatiana	10.687	5	24.630	4	33.947	4	45.114	6	104.5	64.9	56.783	16	+3.144		
				10.726	5	24.730	4	34.144	5	45.221	5	111.4	69.2	54.276	5	+0.423		
				10.751	9	24.726	8	34.109	8	45.141	8	111.9	69.5	54.183	7	+0.551		
15	15	UKR	SMAHA Olena	10.839	13	24.969	13	34.364	13	45.855	14	103.0	64.0	55.870	14	+2.231		
				10.812	11	24.837	8	34.186	8	45.333	8	106.9	66.4					DNF
				10.893	12	24.987	12	34.392	12	45.456	12	110.3	68.5	54.725	11	+1.093		
16	16	POL	CHODOREK Nadia	10.925	16	25.100	16	34.577	16	45.938	16	107.8	67.0	55.858	13	+2.219		
				11.137	20	25.386	19	34.928	19	46.246	19	108.0	67.1	56.044	16	+2.191		
				10.949	17	25.085	15	34.575	15	45.862	15	108.9	67.6	55.241	13	+1.609		



Results - by Start Order

REVISED
13 FEB 11:18

Start Order	Bib No.	NOC Code	Name	Start Time	Rk	Int. 1	Rk	Int. 2	Rk	Int. 3	Rk	Speed (km/h) (mph)	Finish Time	Rk	Time Behind	
17	17	FRA	BOCH Margot	10.893	15	25.162	17	35.061	18	46.492	18	106.7	66.3	56.210	15	+2.571
				10.940	16	25.119	16	34.742	16	46.009	15	109.3	67.9	56.198	17	+2.345
				10.927	15	25.189	17	34.742	17	45.905	16	110.5	68.7	55.504	16	+1.872
18	18	CZE	MARSIKOVA Michaela	10.724	7	24.739	7	34.165	8	45.557	12	97.4	60.5	1:01.589	20	+7.950
				10.935	15	25.077	15	34.512	15	45.822	14	104.9	65.2	55.896	15	+2.043
				10.907	14	25.033	14	34.475	13	45.608	13	110.5	68.6	54.894	12	+1.262
19	19	NOR	TANGNES Vilde	10.769	10	24.767	8	34.111	6	45.079	5	112.8	70.0	53.930	5	+0.291
				10.771	8	24.754	6	34.095	4	45.091	3	112.2	69.7	54.017	3	+0.164
				10.660	6	24.601	5	33.927	4	44.884	3	112.6	70.0	53.752	4	+0.120
20	20	ROU	MANOLESCU Mihaela Carmen	10.773	11	24.830	11	34.216	10	45.318	9	110.6	68.7	54.406	10	+0.767
				10.698	4	24.752	5	34.159	7	45.389	12	108.8	67.6			DNF
21	21	GER	MUELLER Tina	10.650	3	24.696	5	34.074	5	45.023	4	112.7	70.0	53.893	4	+0.254
				10.820	12	24.956	14	34.366	12	45.386	11	112.5	69.9	54.290	6	+0.437
				10.574	2	24.447	1	33.765	1	44.761	1	112.2	69.7	53.632	1	0.000
22	22	GER	TIEBEL Jessica	10.763	9	24.807	9	34.206	9	45.205	8	112.1	69.6	54.147	7	+0.508
				10.753	7	24.888	12	34.373	13	45.466	13	111.4	69.2	54.443	9	+0.590
				10.629	5	24.557	3	33.893	3	44.900	5	111.8	69.5	53.852	5	+0.220

Legend:

DNF Did Not Finish

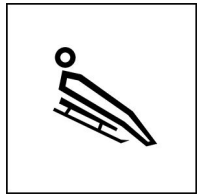
DNS Did Not Start

Int. Intermediate time

No. Number


Rk Rank

Fixed wrong intermediate 2 for CHODOREK in run 3.



Results - by Start Order

Start Order	Bib No.	NOC Code	Name	Start Time	Rk	Int. 1	Rk	Int. 2	Rk	Int. 3	Rk	Speed (km/h) (mph)	Finish Time	Rk	Time Behind	
1	21	GER	MUELLER Tina	10.562	4	24.342	6	33.581	4	44.372	4	114.4	71.1	53.046	4	+0.404
				10.609	5	24.364	1	33.568	1	44.347	1	113.7	70.6	53.934	13	+1.003
				10.624	4	24.396	3	33.596	1	44.367	1	114.2	71.0	53.522	5	+0.407
2	22	GER	TIEBEL Jessica	10.558	3	24.286	2	33.513	3	44.293	3	115.3	71.6	52.870	3	+0.228
				10.610	6	24.417	5	33.657	5	44.475	5	114.3	71.0	53.158	2	+0.227
				10.755	=8	24.599	7	33.850	6	44.676	5	114.6	71.2	53.288	3	+0.173
3	20	ROU	MANOLESCU Mihaela Carmen	10.598	8	24.421	8	33.735	8	44.721	8	112.1	69.6	53.699	11	+1.057
				10.649	9	24.538	9	33.861	9	44.817	9	112.1	69.7	53.737	9	+0.806
				10.700	6	24.585	6	33.891	7	44.911	9	111.8	69.4	53.932	8	+0.817
4	19	NOR	TANGNES Vilde	10.617	9	24.375	7	33.614	6	44.420	5	114.6	71.2	53.074	5	+0.432
				10.602	3	24.419	6	33.662	6	44.508	6	113.9	70.8	53.210	5	+0.279
				11.323	21	25.449	20	34.817	19	45.767	16	110.7	68.8	55.474	18	+2.359
5	18	CZE	MARSIKOVA Michaela	10.642	10	24.481	9	33.776	9	44.723	9	112.6	70.0	53.727	12	+1.085
				10.673	10	24.565	10	33.869	10	44.819	10	112.6	70.0	53.786	11	+0.855
				10.892	15	24.850	14	34.204	14	45.168	12	112.8	70.1	54.125	11	+1.010
6	17	FRA	BOCH Margot	10.813	17	24.808	17	34.340	18	45.467	17	112.2	69.7	54.374	16	+1.732
				10.850	17	24.842	17	34.410	16	45.715	16	107.5	66.8	55.182	16	+2.251
				10.764	11	24.730	12	34.133	12	45.219	14	110.1	68.4	54.356	14	+1.241
7	16	POL	CHODOREK Nadia	10.805	16	24.646	16	33.956	16	44.973	15	111.8	69.5	54.022	14	+1.380
				10.828	16	24.777	16	34.419	17	45.866	18	108.5	67.4	55.215	17	+2.284
				10.898	16	25.183	18	34.679	18	46.031	19	105.9	65.8	55.658	19	+2.543
8	15	UKR	SMAHA Olena	10.764	13	24.642	15	33.939	14	44.752	10	114.5	71.1	53.424	7	+0.782
				10.797	12	24.692	12	33.965	11	44.837	11	114.1	70.9	53.609	7	+0.678
				10.769	12	24.895	15	34.338	15	45.338	15	113.0	70.2	54.148	13	+1.033
9	13	RUS	MIKHAYLENKO Olesya	10.593	7	24.326	3	33.506	2	44.184	2	116.6	72.4	52.642	1	+0.000
				10.611	7	24.428	7	33.644	4	44.389	2	115.6	71.8	52.931	1	+0.000
				10.663	5	24.528	5	33.778	5	44.547	4	115.4	71.7	53.115	1	0.000
10	14	RUS	TCVETOVA Tatiana	10.576	5	24.334	4	33.606	5	44.434	6	113.0	70.2	53.267	6	+0.625
				10.640	8	24.482	8	33.771	8	44.621	7	114.1	70.9	53.364	6	+0.433
				10.716	7	24.603	8	33.911	8	44.829	7	111.1	69.0	53.972	9	+0.857
11	12	TUR	OZKAYA Goksu	11.214	21	25.460	21	35.146	21	46.737	21	103.3	64.2	57.539	20	+4.897
				11.246	22	25.615	22	35.367	22	47.069	21	99.6	61.9	59.099	21	+6.168
				11.418	22	25.929	21	35.717	21	47.484	21	99.3	61.7	59.777	22	+6.662
12	11	CAN	APSHKRUM Brooke	10.472	1	24.179	1	33.377	1	44.161	1	114.9	71.4	52.807	2	+0.165
				10.571	2	24.368	2	33.605	2	44.448	4	114.1	70.9	53.168	3	+0.237
				10.569	1	24.357	1	33.601	2	44.435	2	114.2	70.9	53.155	2	+0.040
13	10	ARG	RAVENNA Veronica Maria	10.769	14	24.578	11	33.879	10	44.757	11	113.8	70.7	53.597	10	+0.955
				10.821	15	24.752	14	34.078	14	45.010	13	112.8	70.1	53.831	12	+0.900
				10.880	14	24.821	13	34.146	13	45.115	11	112.3	69.8	54.052	10	+0.937
14	9	SVK	SIMONAKOVA Katarina	10.685	11	24.579	12	33.904	11	44.878	13	111.0	68.9	54.048	15	+1.406
				10.753	11	24.720	13	34.063	13	45.083	15	111.0	68.9	54.461	15	+1.530
				10.755	=8	24.709	11	34.041	10	45.045	10	111.2	69.1	54.139	12	+1.024
15	8	USA	FARQUHARSON Ashley	10.777	15	24.616	13	33.925	12	45.025	16	108.4	67.4			DNF
				10.814	14	24.673	11	34.015	12	45.037	14	111.5	69.3	54.092	14	+1.161
				10.792	13	24.698	10	34.055	11	45.192	13	107.7	66.9	55.149	16	+2.034
16	7	AUT	EGLE Madeleine	10.592	6	24.522	10	33.929	13	44.925	14	112.7	70.0	53.780	13	+1.138
				10.603	4	24.376	3	33.626	3	44.412	3	115.0	71.4	53.203	4	+0.272
				10.570	2	24.395	2	33.644	3	44.442	3	114.0	70.8	53.380	4	+0.265



Results - by Start Order

Start Order	Bib No.	NOC Code	Name	Start Time	Rk	Int. 1	Rk	Int. 2	Rk	Int. 3	Rk	Speed (km/h) (mph)	Finish Time	Rk	Time Behind	
17	6	BUL	YORDANOVA Emili	10.917	19	25.008	19	34.473	19	45.748	19	108.8	67.6	55.173	18	+2.531
				10.950	18	25.073	18	34.609	19	46.053	19	107.3	66.7	55.574	19	+2.643
				11.043	19	25.159	16	34.637	16	45.829	17	109.7	68.1	55.137	15	+2.022
18	5	KAZ	BOGACHEVA Anastassiya	11.229	22	25.954	22	35.736	22	47.141	22	104.8	65.1	57.168	19	+4.526
				10.994	20	25.281	20	35.265	21	47.284	22	102.9	63.9			DNF
				10.959	18	25.984	22	36.618	22	48.702	22	102.9	63.9	58.454	21	+5.339
19	4	ITA	OBERHOFER Marion	10.725	12	24.637	14	33.946	15	44.828	12	113.9	70.8	53.544	8	+0.902
				10.798	13	24.755	15	34.078	14	45.000	12	113.2	70.3	53.757	10	+0.826
				10.759	10	24.682	9	33.995	9	44.877	8	113.8	70.7	53.651	6	+0.536
20	3	AUS	SLADE Beth	11.066	20	25.261	20	34.868	20	46.572	20	100.5	62.4	58.128	21	+5.486
				11.136	21	25.427	21	35.051	20	46.669	20	104.0	64.6	56.846	20	+3.915
				11.050	20	25.320	19	34.971	20	46.790	20	101.0	62.7	57.267	20	+4.152
21	2	SWE	KOHALA Tove	10.884	18	24.930	18	34.316	17	45.517	18	107.9	67.0	54.946	17	+2.304
				10.972	19	25.082	19	34.553	18	45.813	17	107.9	67.0	55.406	18	+2.475
				10.951	17	25.163	17	34.639	17	45.933	18	108.2	67.2	55.390	17	+2.275
22	1	LAT	UPITE Anda	10.525	2	24.335	5	33.618	7	44.593	7	111.7	69.4	53.562	9	+0.920
				10.561	1	24.416	4	33.709	7	44.672	8	112.3	69.8	53.685	8	+0.754
				10.599	3	24.448	4	33.769	4	44.800	6	111.1	69.0	53.876	7	+0.761

Legend:

= Equal sign indicates that two or more competitors share the same rank


Int. Intermediate time No. Number Rk Rank

Lillehammer
2016
Youth Olympic Games




YOG
DNA

Results Book



Luge


Men's Singles



SUN 14 FEB 2016
Start Time 11:15

Final Results

Rk	Bib No.	NOC Code	Name	Start Time	Rk	Int. 1 Rk	Int. 2 Rk	Int. 3 Rk	Speed (km/h) (mph)	Finish Time	Rk	Time Behind				
1	7	LAT	APARJODS Kristers	2.328	3	20.796	1	29.186	1	39.447	1	119.6	74.3	47.691	1	0.000
				2.322	4	20.834	3	29.218	1	39.431	1	120.7	75.0	47.618	1	0.000
				Total:		1:35.309		0.000								
2	8	GER	HEIDER Paul-Lukas	2.363	11	20.878	5	29.279	3	39.629	3	117.6	73.0	47.999	3	+0.308
				2.342	7	20.890	4	29.295	4	39.634	4	118.1	73.4	47.956	4	+0.338
				Total:		1:35.955		+0.646								
3	12	CAN	WATTS Reid	2.326	2	20.901	6	29.340	6	39.716	5	118.2	73.5	48.086	5	+0.395
				2.319	2	20.829	2	29.245	2	39.574	2	118.9	73.8	47.908	2	+0.290
				Total:		1:35.994		+0.685								
4	2	AUT	SCHULTE Bastian	2.346	8	20.995	=9	29.432	8	39.773	7	118.6	73.7	48.125	7	+0.434
				2.333	5	20.929	8	29.322	5	39.630	3	119.1	74.0	47.924	3	+0.306
				Total:		1:36.049		+0.740								
5	9	ITA	MALLEIER Fabian	2.330	4	20.913	7	29.383	7	39.721	6	119.3	74.1	48.082	4	+0.391
				2.321	3	20.896	5	29.344	6	39.688	6	119.4	74.2	48.037	5	+0.419
				Total:		1:36.119		+0.810								
6	5	RUS	PETROV Evgenii	2.334	5	20.876	4	29.293	4	39.624	2	118.8	73.8	47.979	2	+0.288
				2.336	6	20.914	6	29.377	8	39.749	7	118.1	73.4	48.177	8	+0.559
				Total:		1:36.156		+0.847								
7	10	ITA	NAGLER Ivan	2.301	1	20.840	2	29.271	2	39.665	4	117.8	73.2	48.105	6	+0.414
				2.306	1	20.824	1	29.266	3	39.675	5	117.6	73.0	48.139	6	+0.521
				Total:		1:36.244		+0.935								
8	13	NOR	MELAAS Aleksander	2.383	16	20.987	8	29.450	9	39.823	8	118.4	73.6	48.239	8	+0.548
				2.384	16	20.922	7	29.369	7	39.753	8	118.4	73.6	48.150	7	+0.532
				Total:		1:36.389		+1.080								
9	21	MDA	CEPOI Leonard	2.354	9	20.996	11	29.532	11	40.059	10	116.1	72.1	48.656	9	+0.965
				2.351	8	20.964	9	29.495	9	40.004	9	116.7	72.5	48.580	9	+0.962
				Total:		1:37.236		+1.927								
10	11	GBR	GEBAUER-BARRETT Lucas	2.404	17	21.101	14	29.621	12	40.201	12	115.7	71.8	48.821	11	+1.130
				2.386	17	21.077	12	29.600	12	40.090	10	116.5	72.4	48.650	10	+1.032
				Total:		1:37.471		+2.162								
11	3	GEO	PERADZE Lasha	2.370	13	21.097	13	29.639	14	40.114	11	116.7	72.5	48.721	10	+1.030
				2.373	14	21.126	15	29.680	14	40.178	12	116.2	72.2	48.786	13	+1.168
				Total:		1:37.507		+2.198								
12	22	SWE	KOHALA Svante	2.369	12	21.129	15	29.674	15	40.281	14	114.9	71.4	48.999	15	+1.308
				2.364	10	21.041	10	29.586	11	40.103	11	116.7	72.5	48.677	11	+1.059
				Total:		1:37.676		+2.367								
13	4	UKR	STAKHIV Ihor	2.377	15	21.270	19	29.835	18	40.366	16	115.9	72.0	48.964	14	+1.273
				2.366	11	21.141	16	29.683	15	40.188	13	116.2	72.2	48.771	12	+1.153
				Total:		1:37.735		+2.426								
14	1	SVK	GAVLAS Richard	2.340	6	21.061	12	29.630	13	40.204	13	115.3	71.7	48.895	12	+1.204
				2.356	9	21.088	13	29.659	13	40.252	14	115.3	71.6	48.949	14	+1.331
				Total:		1:37.844		+2.535								
15	16	USA	TAYLOR Justin	2.415	19	21.204	16	29.771	16	40.308	15	116.9	72.6	48.908	13	+1.217
				2.376	15	21.115	14	29.797	18	40.557	17	114.6	71.2	49.248	16	+1.630
				Total:		1:38.156		+2.847								



Final Results

Rk	Bib No.	NOC Code	Name	Start Time	Rk	Int. 1	Rk	Int. 2	Rk	Int. 3	Rk	Speed (km/h) (mph)	Finish Time	Rk	Time Behind	
16	19	FRA	MAITRE Adrien	2.376	14	21.215	18	29.836	19	40.666	18	110.6	68.7	49.826	17	+2.135
				2.372	13	21.165	18	29.719	16	40.267	15	115.9	72.0	49.096	15	+1.478
				Total: 1:38.922 +3.613												
17	20	CZE	LEJSEK Michael	2.405	18	21.210	17	29.788	17	40.515	17	111.3	69.1	49.676	16	+1.985
				2.395	18	21.158	17	29.775	17	40.657	18	109.3	67.9	49.992	18	+2.374
				Total: 1:39.668 +4.359												
18	14	TPE	CHIANG Chun-Hung	2.473	22	21.521	22	30.245	22	41.054	20	112.8	70.0	49.998	18	+2.307
				2.461	20	21.611	20	30.335	20	41.182	20	108.8	67.6	50.624	19	+3.006
				Total: 1:40.622 +5.313												
19	18	TUR	KAPLAN Cengizhan	2.421	20	21.442	21	30.211	21	41.162	21	110.8	68.8	50.410	19	+2.719
				2.421	19	21.450	19	30.174	19	41.114	19	108.0	67.1	51.378	20	+3.760
				Total: 1:41.788 +6.479												
20	17	POL	TARNAWSKI Kacper	2.359	10	20.995	=9	29.493	10	44.170	22	67.2	41.7	58.299	20	+10.608
				2.368	12	21.072	11	29.575	10	40.292	16	109.4	67.9	49.746	17	+2.128
				Total: 1:48.045 +12.736												
15	BUL	RIZOV Ayduan	2.435	21	21.423	20	30.119	20	40.976	19	107.0	66.4				DNF
6	ROU	TUREA Theodor Andrei Aurelian	2.342	7	20.861	3	29.295	5	39.919	9	103.3	64.2				DNF


Note:

The above results do not reflect possible disqualification due to technical check or doping.

Legend:

= Equal sign indicates that two or more competitors share the same rank

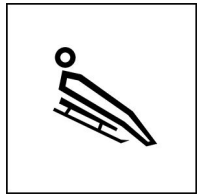
DNF Did Not Finish **Int.** Intermediate time **No.** Number **Rk** Rank



Medallists

As of SUN 14 FEB 2016


Medal	Name	NOC
GOLD	APARJODS Kristers	LAT - Latvia
SILVER	HEIDER Paul-Lukas	GER - Germany
BRONZE	WATTS Reid	CAN - Canada



Results - by Start Order

REVISED
13 FEB 11:23

Start Order	Bib No.	NOC Code	Name	Start Time	Rk	Int. 1	Rk	Int. 2	Rk	Int. 3	Rk	Speed (km/h) (mph)	Finish Time	Rk	Time Behind			
1	1	GER	HEIDER Paul-Lukas	2.347	4	20.960	4	29.443	4	39.845	2	117.4	73.0	48.367	2	+0.084		
				2.347	5	21.036	6	29.550	6	40.016	4	117.1	72.7	48.519	2	+0.171		
				2.345	=5	21.076	6	29.614	6	40.114	6	116.6	72.4	48.694	4	+0.424		
2	2	MDA	CEPOI Leonard	2.349	5	20.999	6	29.613	6	40.325	10	113.5	70.5	49.207	9	+0.924		
				2.363	8	21.162	11	29.837	11	40.529	10	114.0	70.8	49.375	8	+1.027		
				2.359	10	21.159	10	29.764	10	40.442	10	114.0	70.8	49.272	9	+1.002		
3	3	CZE	LEJSEK Michael	2.507	21	21.441	18	30.038	16	40.798	14	112.1	69.6	50.008	15	+1.725		
				2.413	16	21.240	14	29.891	13	40.638	13	113.1	70.2	49.760	13	+1.412		
				2.427	17	21.325	14	29.971	14	40.762	13	111.6	69.3	50.054	14	+1.784		
4	4	NOR	MELAAS Aleksander	2.407	13	21.115	8	29.679	9	40.212	8	116.1	72.1	48.836	6	+0.553		
				2.394	13	21.090	8	29.632	8	40.129	7	116.5	72.3	48.706	5	+0.358		
				2.400	=13	21.147	9	29.732	9	40.300	8	115.9	72.0	48.921	6	+0.651		
5	5	SVK	GAVLAS Richard	2.381	10	21.264	13	29.944	12	40.730	12	112.2	69.7	49.693	11	+1.410		
				2.354	7	21.127	9	29.807	10	40.616	12	112.3	69.8	49.631	12	+1.283		
				2.366	11	21.171	11	29.816	11	40.529	11	112.9	70.1	49.422	10	+1.152		
6	6	CAN	WATTS Reid	2.338	3	21.045	7	29.618	7	40.085	6	116.6	72.4	48.623	5	+0.340		
				2.331	3	20.990	4	29.563	7	40.166	8	115.2	71.6	48.845	6	+0.497		
				2.340	4	21.134	8	29.726	8	40.326	9	115.0	71.4	49.050	8	+0.780		
7	7	GEO	PERADZE Lasha													DNS		
																		DNS
				2.771	22	22.889	22	31.777	22	42.513	22	114.6	71.2	51.307	18	+3.037		
8	8	GBR	GEBAUER-BARRETT Lucas	2.424	16	21.208	12	29.879	11	40.667	11	112.6	70.0	49.733	12	+1.450		
				2.401	14	21.223	13	29.934	15	40.758	15	111.9	69.5	49.827	14	+1.479		
				2.399	12	21.292	13	30.015	15	40.877	16	111.8	69.5	49.937	13	+1.667		
9	9	ROU	TUREA Theodor Andrei Aurelian	2.355	6	20.961	5	29.476	5	39.957	5	117.0	72.7	48.498	4	+0.215		
				2.364	9	20.995	5	29.524	3	39.953	2	117.1	72.7			DNF		
				2.350	7	20.917	2	29.403	2	39.895	2	116.1	72.1			DNF		
10	10	SWE	KOHALA Svante	2.374	9	21.295	14	30.012	15	40.819	15	112.3	69.8	49.882	13	+1.599		
				2.386	12	21.211	12	29.863	12	40.583	11	113.4	70.4	49.504	11	+1.156		
				2.357	9	21.278	12	29.940	12	40.643	12	113.5	70.5	49.551	11	+1.281		
11	11	AUT	SCHULTE Bastian	2.358	7	21.168	11	29.758	10	40.239	9	116.6	72.5	48.944	7	+0.661		
				2.375	10	21.151	10	29.685	9	40.226	9	115.5	71.7	48.901	7	+0.553		
				2.329	3	21.038	5	29.525	3	40.029	3	116.7	72.5	48.604	3	+0.334		
12	12	ITA	MALLEIER Fabian	2.323	1	20.894	2	29.424	3	39.908	3	116.8	72.5	48.475	3	+0.192		
				2.343	4	20.988	3	29.532	4	40.044	5	116.6	72.5	48.585	4	+0.237		
				2.345	=5	21.025	4	29.551	4	40.059	4	116.0	72.1	48.697	5	+0.427		
13	13	ITA	NAGLER Ivan	2.329	2	20.866	1	29.381	1	39.936	4	111.5	69.2	49.267	10	+0.984		
				2.298	1	20.843	1	29.441	2	40.099	6	113.3	70.4	49.480	9	+1.132		
				2.327	2	20.998	3	29.555	5	40.137	7	115.5	71.7	48.934	7	+0.664		
14	14	BUL	RIZOV Ayduan	2.488	20	50.831	21	1:02.956	21	1:15.242	21	101.6	63.1	1:25.384	20	+37.101		
				2.449	20	21.487	19	30.307	19	41.209	18	111.7	69.4			DNF		
				2.452	19	21.698	20	30.535	20	41.465	20	111.3	69.1			DNF		
15	15	LAT	APARJODS Kristers	2.423	15	21.126	9	29.631	8	40.157	7	114.1	70.9	48.969	8	+0.686		
				2.329	2	21.038	7	29.537	5	40.002	3	116.5	72.4	48.542	3	+0.194		
				2.325	1	20.842	1	29.315	1	39.770	1	117.0	72.7	48.270	1	0.000		
16	16	TUR	KAPLAN Cengizhan	2.485	19	21.551	20	30.403	19	41.761	20	95.7	59.4			DNF		
				2.503	21	22.005	21	31.014	20	42.190	19	106.5	66.2	52.284	17	+3.936		
				2.481	20	21.704	21	30.637	21	42.052	21	104.0	64.6	52.103	20	+3.833		



Results - by Start Order

REVISED
13 FEB 11:23

Start Order	Bib No.	NOC Code	Name	Start Time	Rk	Int. 1	Rk	Int. 2	Rk	Int. 3	Rk	Speed (km/h) (mph)	Finish Time	Rk	Time Behind	
17	17	RUS	PETROV Evgenii	2.360	8	20.945	3	29.398	2	39.780	1	117.7	73.1	48.283	1	+0.000
				2.351	6	20.934	2	29.404	1	39.839	1	117.1	72.8	48.348	1	+0.000
				2.354	8	21.119	7	29.630	7	40.083	5	117.4	72.9	48.553	2	+0.283
18	18	UKR	STAKHIV Ihor	2.399	12	21.165	10	29.963	13	40.837	16	112.6	70.0	50.088	16	+1.805
				2.407	15	21.258	15	29.921	14	43.788	21	69.8	43.4			DNF
				2.438	18	21.392	16	30.027	16	40.776	14	113.5	70.5	49.714	12	+1.444
19	19	TPE	CHIANG Chun-Hung	2.458	18	21.538	19	30.316	18	41.173	17	112.0	69.6	50.344	17	+2.061
				2.426	18	21.446	18	30.220	18	41.181	17	107.8	67.0	50.977	16	+2.629
				2.487	21	21.662	19	30.442	19	41.253	18	112.4	69.8	50.330	16	+2.060
20	20	FRA	MAITRE Adrien	2.420	14	21.345	16	30.249	17	41.217	18	109.7	68.2	51.107	19	+2.824
				2.442	19	21.414	17	30.030	17	40.683	14	114.2	71.0	49.501	10	+1.153
				2.418	16	21.327	15	29.958	13	40.873	15	105.1	65.3	50.838	17	+2.568
21	21	USA	TAYLOR Justin	2.454	17	21.415	17	30.465	20	41.645	19	110.2	68.5	50.786	18	+2.503
				2.423	17	21.499	20	31.369	21	43.223	20	103.6	64.4	53.151	18	+4.803
				2.415	15	21.482	18	30.245	18	41.078	17	112.0	69.6	50.101	15	+1.831
22	22	POL	TARNAWSKI Kacper	2.392	11	21.306	15	29.976	14	40.753	13	111.7	69.4	49.891	14	+1.608
				2.384	11	21.269	16	30.017	16	41.065	16	109.4	68.0	50.396	15	+2.048
				2.400	=13	21.397	17	30.185	17	41.444	19	106.5	66.2	51.332	19	+3.062

Legend:

= Equal sign indicates that two or more competitors share the same rank

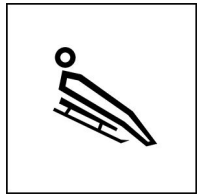
DNF Did Not Finish

Int. Intermediate time

No. Number


Rk Rank

Fixed wrong intermediate 2 for CHIANG in run 2.



Results - by Start Order

Start Order	Bib No.	NOC Code	Name	Start Time	Rk	Int. 1	Rk	Int. 2	Rk	Int. 3	Rk	Speed (km/h) (mph)	Finish Time	Rk	Time Behind	
1	22	POL	TARNAWSKI Kacper	2.358	12	21.184	17	31.541	21	43.697	21	103.9	53.851	21	+6.327	
				2.360	12	21.064	11	29.645	12	40.291	13	113.7	70.6	49.159	13	+1.489
				2.369	11	21.160	15	29.769	17	40.423	15	114.2	71.0	49.736	17	+2.002
2	21	USA	TAYLOR Justin	2.420	18	21.284	18	29.931	16	40.582	16	114.5	49.396	16	+1.872	
				2.395	17	21.235	19	29.896	19	40.547	19	115.3	71.6	49.543	18	+1.873
				2.395	16	21.320	18	30.017	18	40.714	18	114.1	70.9	49.650	16	+1.916
3	20	FRA	MAITRE Adrien	2.401	16	21.084	13	29.606	13	40.147	13	114.5	49.192	14	+1.668	
				2.408	19	21.187	18	29.776	16	40.347	14	115.2	71.5	49.217	14	+1.547
				2.377	14	21.173	16	29.733 =12	16	40.424	16	111.5	69.3	49.795	18	+2.061
4	19	TPE	CHIANG Chun-Hung	2.455	21	21.376	19	30.100	18	40.892	18	109.4	50.869	19	+3.345	
				2.470	22	21.550	22	30.917	22	42.576	22	106.5	66.2	52.032	21	+4.362
				2.470	21	21.481	20	30.230	19	40.993	19	113.2	70.3	50.040	19	+2.306
5	18	UKR	STAKHIV Ihor	2.395	14	21.155	16	29.692	14	40.206	14	116.4	48.800	12	+1.276	
				2.373	14	21.100	15	29.616	11	40.152	11	115.9	72.0	48.812	10	+1.142
				2.372	12	21.126 =11	11	29.702	11	40.252	11	116.2	72.2	48.883	9	+1.149
6	17	RUS	PETROV Evgenii	2.337	6	20.901	5	29.353	5	39.693	6	118.4	48.074	5	+0.550	
				2.339	6	20.858	6	29.287	3	39.621	2	118.8	73.8	47.999	2	+0.329
				2.343	6	20.945	5	29.393	5	39.750	3	118.3	73.5	48.147	3	+0.413
7	16	TUR	KAPLAN Cengizhan	2.442	20	21.578	20	30.445	20	41.535	20	106.2	52.214	20	+4.690	
				2.414	20	21.549	21	30.413	21	41.490	21	107.4	66.7	51.756	20	+4.086
				2.405	18	21.454	19	30.273	20	41.330	21	108.6	67.5	50.831	20	+3.097
8	15	LAT	APARJODS Kristers	2.317	3	20.764	1	29.130	1	39.314	1	120.6	47.524	1	+0.000	
				2.324	2	20.773	1	29.125	1	39.348	1	119.2	74.0	47.670	1	+0.000
				2.332	3	20.818	2	29.189	1	39.447	1	119.4	74.2	47.734	1	0.000
9	14	BUL	RIZOV Ayduan	2.428	19	50.465	22	1:02.001	22	1:13.965	22	105.2	65.3	1:23.877	22	+36.353
				2.442	21	21.471	20	30.224	20	41.188	20	108.9	67.6	50.632	19	+2.962
				2.445	20	21.509	21	30.277	21	41.168	20	108.4	67.3	51.528	21	+3.794
10	12	ITA	MALLEIER Fabian	2.330	5	20.949	8	29.426	8	39.793	7	119.0	48.200	6	+0.676	
				2.334	4	20.919	7	29.392	7	39.788	7	117.7	73.1	48.244	5	+0.574
				2.333	4	20.881	3	29.362	3	39.764	4	117.7	73.1	48.237	5	+0.503
11	13	ITA	NAGLER Ivan	2.298	1	20.831	4	29.280	4	39.691	5	118.5	48.212	7	+0.688	
				2.307	1	20.832	2	29.307	5	39.738	6	117.5	73.0	48.246	6	+0.576
				2.297	1	20.807	1	29.237	2	39.638	2	118.7	73.7	48.102	2	+0.368
12	11	AUT	SCHULTE Bastian	2.327	4	20.947	7	29.373	6	39.684	4	119.1	48.041	3	+0.517	
				2.335	5	20.856	5	29.285	2	39.634	3	118.4	73.6	48.026	3	+0.356
				2.360	8	20.998	7	29.445	6	39.794	6	118.6	73.7	48.208	4	+0.474
13	10	SWE	KOHALA Svante	2.356	11	21.034	11	29.584	12	40.137	12	115.4	48.843	13	+1.319	
				2.357	11	21.071	13	29.787	18	40.522	18	114.2	70.9	49.312	16	+1.642
				2.375	13	21.178	17	29.765 =15	15	40.354	13	115.7	71.9	49.100	13	+1.366
14	9	ROU	TUREA Theodor Andrei Aurelian	2.337	6	20.796	2	29.248	3	39.613	3	118.3	48.071	4	+0.547	
				2.340	7	20.844	3	29.290	4	39.676	4	117.8	73.2			DNF
15	8	GBR	GEBAUER-BARRETT Lucas	2.396	15	21.143	15	29.998	17	41.198	19	110.7	50.243	18	+2.719	
				2.396	18	21.137	16	29.756	15	40.450	16	114.0	70.8	49.265	15	+1.595
				2.390	15	21.126 =11	11	29.733 =12	12	40.411	14	114.3	71.0	49.216	14	+1.482
16	7	GEO	PERADZE Lasha	2.603	22	21.650	21	30.298	19	40.876	17	116.1	49.557	17	+2.033	
				2.372	13	21.099	14	29.652	13	40.160	12	117.0	72.7	48.763	9	+1.093
				2.364	10	21.155	14	29.744	14	40.324	12	115.2	71.6	49.029	11	+1.295



SAT 13 FEB 2016
Start Time 12:50

Results - by Start Order

Start Order	Bib No.	NOC Code	Name	Start Time	Rk	Int. 1	Rk	Int. 2	Rk	Int. 3	Rk	Speed (km/h) (mph)	Finish Time	Rk	Time Behind
17	6	CAN	WATTS Reid	2.309	2	20.798	3	29.236	2	39.595	2	118.4 73.5	47.993	2	+0.469
				2.325	3	20.851	4	29.308	6	39.712	5	117.7 73.1	48.152	4	+0.482
				2.322	2	20.907	4	29.369	4	39.774	5	117.7 73.1	48.243	6	+0.509
18	5	SVK	GAVLAS Richard	2.348	10	20.982	10	29.529	10	40.049	11	116.2 72.2	48.718	11	+1.194
				2.345	8	21.070	12	29.702	14	40.365	15	114.8 71.3	49.121	12	+1.451
				2.340	5	21.037	8	29.625	=9	40.207	10	115.4 71.7	49.071	12	+1.337
19	4	NOR	MELAAS Aleksander	2.406	17	21.060	12	29.554	11	39.949	9	118.0 73.3	48.402	9	+0.878
				2.388	15	21.002	10	29.485	9	39.903	9	117.7 73.1	48.396	8	+0.726
				2.408	19	21.100	10	29.625	=9	40.079	8	117.0 72.7	48.857	8	+1.123
20	3	CZE	LEJSEK Michael	2.393	13	21.115	14	29.739	15	40.402	15	113.1 70.3	49.299	15	+1.775
				2.389	16	21.146	17	29.776	16	40.459	17	113.8 70.7	49.443	17	+1.773
				2.402	17	21.143	13	29.765	=15	40.472	17	112.4 69.8	49.437	15	+1.703
21	2	MDA	CEPOI Leonard	2.341	8	20.960	9	29.490	9	39.992	10	116.5 72.4	48.610	10	+1.086
				2.346	9	20.986	8	29.551	10	40.118	10	115.3 71.6	48.835	11	+1.165
				2.363	9	21.044	9	29.597	8	40.155	9	115.0 71.5	48.891	10	+1.157
22	1	GER	HEIDER Paul-Lukas	2.341	8	20.933	6	29.406	7	39.810	8	117.9 73.2	48.274	8	+0.750
				2.346	9	20.988	9	29.455	8	39.878	8	117.3 72.9	48.391	7	+0.721
				2.349	7	20.995	6	29.510	7	39.974	7	116.2 72.2	48.554	7	+0.820

Legend:

= Equal sign indicates that two or more competitors share the same rank

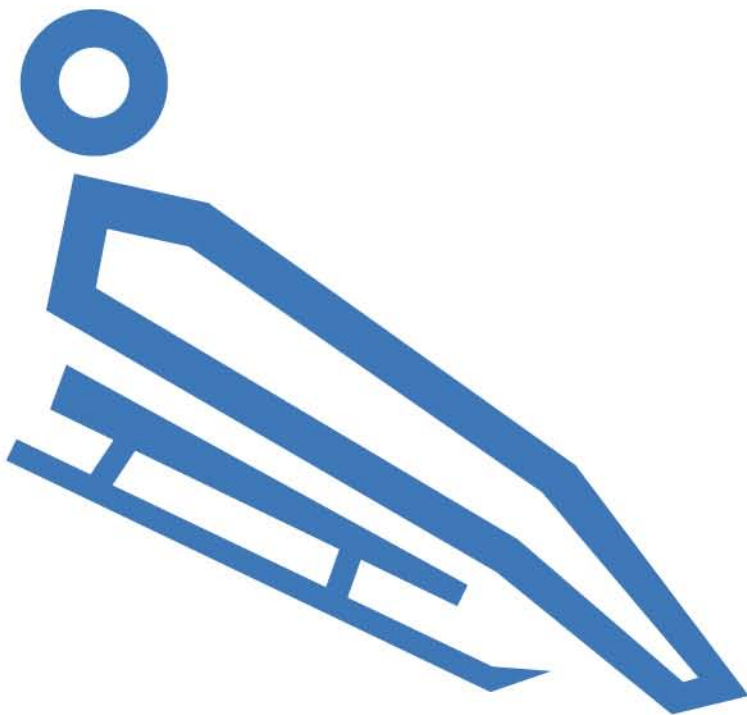
DNS Did Not Start **Int.** Intermediate time **No.** Number **Rk** Rank

Lillehammer
2016
Youth Olympic Games



YOG
DNA

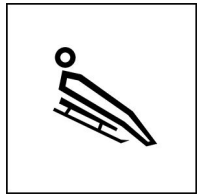
Results Book



Luge

Doubles


OMEGA



MON 15 FEB 2016
Start Time 14:00

Final Results


Rk	Bib No.	NOC Code	Name	Start Time	Rk	Int. 1	Rk	Int. 2	Rk	Int. 3	Rk	Speed (km/h) (mph)	Finish Time	Rk	Time Behind	
1	8	ITA	SCHWARZ Felix	6.975	1	20.780	1	31.488	1	43.019	1	108.7	67.6	52.200	1	0.000
			GUFLENER Lukas	6.988	1	20.773	1	31.435	1	42.946	1	108.7	67.5	52.060	1	0.000
						Total:						1:44.260		0.000		
2	10	GER	ORLAMUENDER Hannes	7.196	2	21.181	2	31.935	2	43.504	2	108.7	67.5	52.599	2	+0.399
			GUBITZ Paul	7.184	2	21.181	3	31.938	3	43.437	3	109.0	67.7	52.515	3	+0.455
						Total:						1:45.114		+0.854		
3	3	RUS	KASHKIN Vsevolod	7.373	7	21.454	6	32.296	6	43.841	5	109.0	67.7	52.896	4	+0.696
			KORSHUNOV Konstantin	7.213	3	21.104	2	31.854	2	43.349	2	109.5	68.0	52.376	2	+0.316
						Total:						1:45.272		+1.012		
4	11	ROU	GITLAN Vasile Marian	7.311	4	21.340	4	32.129	4	43.663	3	109.0	67.7	52.772	3	+0.572
			CRACIUN Flavius Ion	7.301	5	21.298	5	32.080	5	43.605	4	109.1	67.8	52.707	4	+0.647
						Total:						1:45.479		+1.219		
5	9	CAN	RIDDLE Matt	7.341	5	21.429	5	32.250	5	43.862	6	107.8	66.9	53.046	5	+0.846
			SHIPPIT Adam	7.342	6	21.389	6	32.166	6	43.750	6	108.0	67.1	52.909	5	+0.849
						Total:						1:45.955		+1.695		
6	4	SVK	VAVERCAK Tomas	7.217	3	21.228	3	32.075	3	43.794	4	104.7	65.0	53.405	6	+1.205
			ZMIJ Matej	7.222	4	21.189	4	31.961	4	43.671	5	103.5	64.3	53.663	6	+1.603
						Total:						1:47.068		+2.808		
7	5	AUT	SCHMID Jakob	7.673	11	21.975	10	32.856	9	44.424	8	108.4	67.3	53.699	7	+1.499
			GATT Juri	7.687	10	21.891	9	32.729	9	44.467	9	105.7	65.6	53.883	9	+1.823
						Total:						1:47.582		+3.322		
8	7	USA	BILES Duncan	7.768	13	22.137	12	33.071	12	44.763	11	107.0	66.4	54.056	8	+1.856
			OWEN Alanson	7.816	13	22.173	11	33.090	11	44.778	11	106.8	66.3	54.068	10	+2.008
						Total:						1:48.124		+3.864		
9	1	LAT	TUPE Aksels	7.506	8	21.839	8	32.803	8	44.562	9	104.2	64.7	54.350	10	+2.150
			SLAHOTA Kaspars	7.529	8	21.781	8	32.703	8	44.403	8	106.7	66.3	53.819	8	+1.759
						Total:						1:48.169		+3.909		
10	2	POL	ZUBEL Artur	7.634	10	22.203	13	33.278	13	45.037	13	106.7	66.3	54.395	12	+2.195
			ROLA Daniel	7.603	9	22.046	10	33.052	10	44.771	10	107.1	66.5	54.147	11	+2.087
						Total:						1:48.542		+4.282		
11	6	KAZ	YEFREMOV Roman	7.689	12	22.017	11	32.991	11	44.783	12	106.1	65.9	54.235	9	+2.035
			TATYANCHENKO Denis	7.784	12	22.218	13	33.237	13	45.099	13	104.1	64.7	54.725	13	+2.665
						Total:						1:48.960		+4.700		
12	12	CZE	VEJDELEK Filip	7.612	9	21.950	9	32.915	10	44.716	10	105.4	65.5	54.371	11	+2.171
			PEKNY Zdenek	7.722	11	22.178	12	33.174	12	44.966	12	105.7	65.6	54.608	12	+2.548
						Total:						1:48.979		+4.719		
13	13	UKR	LYSETSKYY Andriy	7.367	6	21.465	7	32.350	7	44.198	7	102.9	63.9	57.218	13	+5.018
			LEVKOVOYCH Myroslav	7.375	7	21.466	7	32.347	7	44.173	7	104.9	65.1	53.749	7	+1.689
						Total:						1:50.967		+6.707		

Note:

The above results do not reflect possible disqualification due to technical check or doping.

Legend:

Int. Intermediate time **No.** Number **Rk** Rank



Medallists

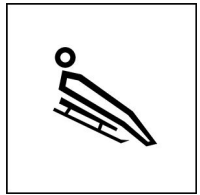
As of MON 15 FEB 2016

Medal	NOC	Name	Gender
GOLD	ITA - Italy	SCHWARZ Felix	M
		GUFLER Lukas	M
SILVER	GER - Germany	ORLAMUENDER Hannes	M
		GUBITZ Paul	M
BRONZE	RUS - Russian Federation	KASHKIN Vsevolod	M
		KORSHUNOV Konstantin	M

Legend:

F Female

M Male



Results - by Start Order

Start Order	Bib No.	NOC Code	Name	Start Time	Rk	Int. 1	Rk	Int. 2	Rk	Int. 3	Rk	Speed (km/h) (mph)	Finish Time	Rk	Time Behind	
1	1	AUT	SCHMID Jakob	7.700	8	22.018	7	32.964	7	44.983	8	104.3	64.8	54.852	8	+2.244
			GATT Juri	7.949	13	22.421	13	33.348	12	45.092	10	106.0	65.8	54.721	8	+2.156
				7.613	9	21.797	8	32.675	8	44.699	7	103.6	64.4	54.358	8	+1.719
2	2	KAZ	YEFREMOV Roman	7.791	9	22.290	11	33.357	12	45.335	11	103.9	64.5	55.028	11	+2.420
			TATYANCHENKO Denis	7.737	9	22.173	11	33.195	11	45.497	13	100.3	62.3	55.460	11	+2.895
				7.709	10	22.036	10	33.060	11	45.087	12	99.9	62.0			DNF
3	3	LAT	TUPE Aksels	7.662	7	22.112	8	33.114	8	45.500	13	99.8	62.0	55.644	12	+3.036
			SLAHOTA Kaspars	7.551	8	21.823	8	32.779	8	44.857	9	99.9	62.1	54.938	10	+2.373
				7.581	8	21.929	9	32.924	9	44.788	9	103.1	64.1	55.350	12	+2.711
4	4	SVK	VAVERCAK Tomas	7.240	3	21.169	2	31.918	2	43.692	3	102.5	63.7	53.653	5	+1.045
			ZMIJ Matej	7.281	2	21.266	2	32.056	2	43.776	4	105.2	65.4	53.382	5	+0.817
				7.348	5	21.366	5	32.175	5	43.829	5	106.8	66.4	53.220	5	+0.581
5	5	UKR	LYSETSKYY Andriy	8.058	13	22.526	13	33.535	13	45.348	12	105.3	65.4	54.982	10	+2.374
			LEVKOBYCH Myroslav	7.429	7	21.550	7	32.533	7	44.513	7	102.1	63.4	54.838	9	+2.273
				7.438	7	21.560	7	32.525	7	44.760	8	96.1	59.7	55.183	11	+2.544
6	6	CAN	RIDDLE Matt	7.336	5	21.348	5	32.131	5	43.742	4	107.7	66.9	53.049	3	+0.441
			SHIPPIT Adam	7.332	4	21.353	4	32.132	3	43.702	2	108.0	67.1	52.898	3	+0.333
				7.357	6	21.353	4	32.135	4	43.834	6	106.6	66.2	53.308	6	+0.669
7	7	ITA	SCHWARZ Felix	7.037	1	20.935	1	31.712	1	43.320	1	107.4	66.7	52.608	1	0.000
			GUFLER Lukas	7.118	1	21.014	1	31.747	1	43.287	1	107.9	67.0	52.565	1	0.000
				7.164	1	21.058	1	31.794	1	43.358	1	107.5	66.8	52.639	1	0.000
8	8	CZE	VEJDELEK Filip	7.865	12	22.365	12	33.349	11	45.200	10	103.9	64.5	54.910	9	+2.302
			PEKNY Zdenek	7.780	11	22.141	10	33.087	10	45.401	12	98.9	61.4	55.799	12	+3.234
				7.762	11	22.106	11	33.049	10	44.858	10	104.6	65.0	54.704	10	+2.065
9	9	USA	BILES Duncan	7.801	11	22.201	9	33.170	9	44.893	7	106.4	66.1	54.315	6	+1.707
			OWEN Alanson	7.763	10	22.122	9	33.086	9	44.830	8	106.1	65.9	54.249	6	+1.684
				7.813	12	22.177	12	33.136	12	44.879	11	106.4	66.1	54.308	7	+1.669
10	10	POL	ZUBEL Artur	7.796	10	22.283	10	33.310	10	45.145	9	102.5	63.7			DNF
			ROLA Daniel	7.901	12	22.414	12	33.456	13	45.229	11	106.2	66.0			DNF
				7.870	13	22.402	13	33.425	13	45.210	13	106.2	65.9	54.696	9	+2.057
11	11	RUS	KASHKIN Vsevolod	7.295	4	21.235	3	32.020	3	43.584	2	107.8	67.0	52.792	2	+0.184
			KORSHUNOV Konstantin	7.353	5	21.355	5	32.159	4	43.712	3	108.7	67.5	52.855	2	+0.290
				7.347	4	21.324	3	32.114	3	43.655	3	108.9	67.6	52.768	2	+0.129
12	12	ROU	GITLAN Vasile Marian	7.437	6	21.546	6	32.378	6	44.211	6	105.8	65.7	53.572	4	+0.964
			CRACIU Ion	7.376	6	21.442	6	32.263	6	43.823	5	108.5	67.4	52.959	4	+0.394
				7.339	3	21.389	6	32.205	6	43.809	4	108.0	67.1	52.992	4	+0.353
13	13	GER	ORLAMUENDER Hannes	7.205	2	21.249	4	32.054	4	43.750	5	102.3	63.6	54.418	7	+1.810
			GUBITZ Paul	7.297	3	21.351	3	32.171	5	43.862	6	102.4	63.6	54.520	7	+1.955
				7.245	2	21.219	2	32.016	2	43.595	2	107.4	66.7	52.920	3	+0.281

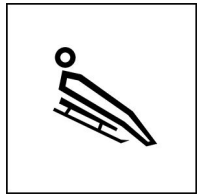
Legend:

DNF Did Not Finish

Int. Intermediate time

No. Number

Rk Rank



Results - by Start Order

Start Order	Bib No.	NOC Code	Name	Start Time	Rk	Int. 1	Rk	Int. 2	Rk	Int. 3	Rk	Speed (km/h) (mph)	Finish Time	Rk	Time Behind
1	13	GER	ORLAMUENDER Hannes GUBITZ Paul	7.237	2	21.158	2	31.881	2	43.327	2	109.0 67.7	52.453	2	+0.058
				7.224	2	21.204	2	31.943	2	43.506	3	105.8 65.7	53.127	6	+0.700
				7.291	4	21.295	4	32.062	4	43.614	3	107.7 66.9	52.931	5	+0.580
2	12	ROU	GITLAN Vasile Marian CRACIUN Flavius Ion	7.289	3	21.374	6	32.185	6	43.735	5	109.0 67.7	52.825	5	+0.430
				7.382	6	21.421	5	32.202	5	43.703	5	109.1 67.8	52.775	3	+0.348
				7.320	5	21.394	6	32.195	6	43.718	5	109.2 67.8	52.831	4	+0.480
3	11	RUS	KASHKIN Vsevolod KORSHUNOV Konstantin	7.306	4	21.316	4	32.074	4	43.588	4	109.3 67.9	52.673	4	+0.278
				7.301	3	21.258	3	32.012	3	43.502	2	109.5 68.0	52.529	2	+0.102
				7.289	3	21.265	3	32.019	3	43.524	2	109.4 68.0	52.573	2	+0.222
4	10	POL	ZUBEL Artur ROLA Daniel	7.795	12	22.258	12	33.260	12	44.994	12	106.9 66.4	54.598	10	+2.203
				7.774	10	22.161	10	33.100	10	44.795	10	107.2 66.6	54.127	7	+1.700
				7.815	12	22.573	13	33.676	13	45.477	13	106.1 65.9	54.931	11	+2.580
5	9	USA	BILES Duncan OWEN Alanson	7.893	13	22.423	13	33.552	13	45.426	13	105.4 65.5	54.890	11	+2.495
				7.989	12	22.497	13	33.515	13	45.305	12	106.1 65.9	54.682	10	+2.255
				7.900	13	22.322	12	33.278	12	44.988	11	106.9 66.4	54.314	8	+1.963
6	8	CZE	VEJDELEK Filip PEKNY Zdenek	7.746	11	22.089	11	33.056	11	44.873	10	104.7 65.0	54.966	12	+2.571
				7.802	11	22.186	11	33.147	11	44.936	11	106.0 65.8	54.564	9	+2.137
				7.717	9	22.082	11	33.035	11	44.782	8	106.2 66.0	54.337	9	+1.986
7	7	ITA	SCHWARZ Felix GUFLER Lukas	7.199	1	21.088	1	31.772	1	43.268	1	108.2 67.2	52.395	1	0.000
				7.124	1	20.978	1	31.674	1	43.231	1	107.5 66.8	52.427	1	0.000
				7.169	1	20.998	1	31.679	1	43.195	1	108.3 67.3	52.351	1	0.000
8	6	CAN	RIDDLE Matt SHIPPIT Adam	7.326	=5	21.270	3	31.988	3	43.493	3	108.5 67.4	52.600	3	+0.205
				7.376	5	21.449	6	32.241	6	43.793	6	108.3 67.3	52.941	4	+0.514
				7.361	6	21.377	5	32.143	5	43.667	4	108.7 67.5	52.760	3	+0.409
9	5	UKR	LYSETSKYY Andriy LEVKOYCH Myroslav	7.403	7	21.494	7	32.347	7	44.090	7	105.9 65.8	53.535	7	+1.140
				7.395	7	21.499	7	32.413	7	44.335	7	101.1 62.8	55.428	12	+3.001
				7.472	7	21.696	7	32.701	7	44.787	9	98.6 61.2	55.655	12	+3.304
10	4	SVK	VAVERCAK Tomas ZMIJ Matej	7.326	=5	21.321	5	32.093	5	43.775	6	106.4 66.1	53.191	6	+0.796
				7.316	4	21.301	4	32.077	4	43.700	4	107.6 66.8	53.058	5	+0.631
				7.282	2	21.227	2	32.013	2	43.726	6	106.6 66.2	53.080	6	+0.729
11	3	LAT	TUPE Aksels SLAHOTA Kaspars	7.686	8	22.010	9	32.940	9	44.691	9	106.3 66.0	54.200	9	+1.805
				7.547	8	21.816	8	32.803	9	44.678	9	101.7 63.2	55.559	13	+3.132
				7.616	8	21.918	8	32.876	9	44.890	10	97.3 60.4	56.129	13	+3.778
12	2	KAZ	YEFREMOV Roman TATYANCHENKO Denis	7.714	10	22.040	10	32.995	10	44.925	11	100.8 62.6			DNF
				8.031	13	22.454	12	33.440	12	45.322	13	105.1 65.3	54.836	11	+2.409
				7.742	10	22.038	10	33.034	10	44.993	12	104.4 64.9	54.643	10	+2.292
13	1	AUT	SCHMID Jakob GATT Juri	7.704	9	21.901	8	32.732	8	44.366	8	107.7 66.9	53.627	8	+1.232
				7.724	9	21.921	9	32.769	8	44.518	8	103.9 64.5	54.384	8	+1.957
				7.763	11	21.998	9	32.859	8	44.542	7	107.2 66.6	53.885	7	+1.534

Legend:

= Equal sign indicates that two or more competitors share the same rank

DNF Did Not Finish

Int. Intermediate time


No. Number

Rk Rank

Lillehammer
2016
Youth Olympic Games




Results Book



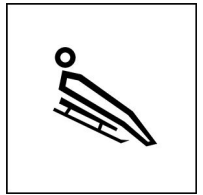
Luge

Team Relay



Final Results

Rk	Team	Bib No.	Name	Gender	RT Rk	Int. 1 Rk	Int. 2 Rk	Time Rk	Total Time	Rk	Time Behind	
1	GER	13-1	TIEBEL Jessica	F		25.056	1	39.097	1	56.760	1	
		13-2	HEIDER Paul-Lukas	M	1.743	6	26.251	5	40.204	5	57.737	4
		13-3	ORLAMUENDER Hannes GUBITZ Paul	M M	1.797	5	26.239	2	40.180	2	58.023	2
2	RUS	10-1	MIKHAYLENKO Olesya	F		25.215	3	39.293	3	56.953	2	
		10-2	PETROV Evgenii	M	1.599	2	25.968	2	39.937	2	57.571	2
		10-3	KASHKIN Vsevolod KORSHUNOV Konstantin	M M	1.761	3	26.319	3	40.325	3	58.184	3
3	ITA	11-1	OBERHOFER Marion	F		25.703	10	39.898	10	57.917	8	
		11-2	MALLEIER Fabian	M	1.665	3	26.041	3	40.028	3	57.683	3
		11-3	SCHWARZ Felix GUFLER Lukas	M M	1.658	1	25.792	1	39.688	1	57.440	1
4	CAN	12-1	APSHKRUM Brooke	F		25.071	2	39.163	2	57.147	3	
		12-2	WATTS Reid	M	1.763	8	26.088	4	40.038	4	57.802	5
		12-3	RIDDLE Matt SHIPPIIT Adam	M M	1.827	7	26.482	4	40.515	4	58.600	4
5	LAT	9-1	UPITE Anda	F		25.377	5	39.590	6	57.887	7	
		9-2	APARJODS Kristers	M	1.597	1	25.810	1	39.725	1	57.085	1
		9-3	TUPE Aksels SLAHOTA Kaspars	M M	1.811	6	27.038	8	41.261	9	59.715	6
6	ROU	4-1	MANOLESCU Mihaela Carmen	F		25.457	7	39.697	8	58.032	9	
		4-2	TUREA Theodor Andrei Aurelian	M	1.710	4	26.563	8	40.637	7	58.462	7
		4-3	GITLAN Vasile Marian CRACIUN Flavius Ion	M M	1.931	10	26.844	7	40.902	6	58.767	5
7	UKR	6-1	SMAHA Olena	F		25.430	6	39.580	5	57.605	5	
		6-2	STAKHIV Ihor	M	1.757	7	26.995	10	41.202	10	59.202	9
		6-3	LYSETSKYY Andriy LEVKOVOYCH Myroslav	M M	1.738	2	26.713	6	40.932	7	1:00.121	10
8	SVK	7-1	SIMONAKOVA Katarina	F		25.596	9	39.864	9	58.232	10	
		7-2	GAVLAS Richard	M	1.793	10	26.503	7	40.661	8	58.977	8
		7-3	VAVERCAK Tomas ZMIJ Matej	M M	1.778	4	26.518	5	40.741	5	59.944	7
9	AUT	8-1	EGLE Madeleine	F		25.227	4	39.367	4	57.176	4	
		8-2	SCHULTE Bastian	M	1.728	5	26.398	6	40.382	6	57.948	6
		8-3	SCHMID Jakob GATT Juri	M M	1.859	9	27.142	9	41.220	8	1:02.286	12
10	USA	1-1	FARQUHARSON Ashley	F		25.513	8	39.689	7	57.750	6	
		1-2	TAYLOR Justin	M	1.783	9	27.332	12	41.627	12	1:00.090	12
		1-3	BILES Duncan OWEN Alanson	M M	1.941	11	27.533	11	41.767	11	1:00.020	8
11	POL	2-1	CHODOREK Nadia	F		26.104	12	40.437	11	59.415	11	
		2-2	TARNAWSKI Kacper	M	1.809	11	26.724	9	40.881	9	59.302	10
		2-3	ZUBEL Artur ROLA Daniel	M M	1.847	8	27.362	10	41.633	10	1:00.041	9



Final Results

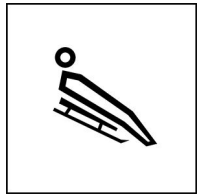
Rk	Team	Bib No.	Name	Gender	RT Rk	Int. 1 Rk	Int. 2 Rk	Time Rk	Total Time Rk	Time Behind		
12	KAZ/GBR	5-1	BOGACHEVA Anastassiya (KAZ)	F		26.084	11	40.503	12	59.432	12	
		5-2	GEBAUER-BARRETT Lucas (GBR)	M	1.962	12	27.242	11	41.386	11	59.536	11
		5-3	YEFREMOV Roman (KAZ)	M	1.969	12	27.692	12	42.003	12	1:02.099	11
			TATYANCHENKO Denis (KAZ)	M						3:01.067	+8.547	
CZE		3-1	MARSIKOVA Michaela	F						DSQ		
		3-2	LEJSEK Michael	M								
		3-3	VEJDELEK Filip	M								
			PEKNY Zdenek	M								

Note:

The above results do not reflect possible disqualification due to technical check or doping.

Legend:

DSQ Disqualified **Int.** Intermediate time **No.** Number **Rk** Rank



Medallists

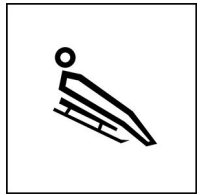
As of TUE 16 FEB 2016

Medal	NOC	Name	Gender
GOLD	GER - Germany	TIEBEL Jessica	F
		HEIDER Paul-Lukas	M
		ORLAMUENDER Hannes	M
		GUBITZ Paul	M
SILVER	RUS - Russian Federation	MIKHAYLENKO Olesya	F
		PETROV Evgenii	M
		KASHKIN Vsevolod	M
		KORSHUNOV Konstantin	M
BRONZE	ITA - Italy	OBERHOFER Marion	F
		MALLEIER Fabian	M
		SCHWARZ Felix	M
		GUFLER Lukas	M

Legend:


F Female

M Male



Final Results

Rk	Team	Bib No.	Name	Gender	RT Rk	Int. 1 Rk	Int. 2 Rk	Time Rk	Total Time	Rk	Time Behind				
5	AUT	1-1	EGLE Madeleine	F		24.987	2	39.118	3	56.884	2				
		1-2	SCHULTE Bastian	M	1.699	5	26.113	4	40.055	3	57.474	2			
		1-3	SCHMID Jakob	M	1.903	10	27.331	10	41.399	9	59.479	7	2:53.837	+0.869	
			GATT Juri	M											
13	KAZ/GBR	2-1	BOGACHEVA Anastassiya (KAZ)	F		25.918	12	40.239	12	58.950	12	58.950	12		
		2-2	GEBAUER-BARRETT Lucas (GBR)	M	1.787	8	27.333	12	41.603	12	1:00.236	11	1:59.186	12	
		2-3	YEFREMOV Roman (KAZ)	M	1.887	9	27.658	13	42.027	13	1:02.683	13	3:01.869	+8.901	
			TATYANCHENKO Denis (KAZ)	M											
3	LAT	3-1	UPITE Anda	F		25.150	4	39.195	4	57.120	5	57.120	5		
		3-2	APARJODS Kristers	M	1.635	2	25.636	1	39.428	1	56.581	1	1:53.701	1	
		3-3	TUPE Aksels	M	1.925	12	26.995	8	41.104	8	59.808	9	2:53.509	+0.541	
			SLAHOTA Kaspars	M											
9	SVK	4-1	SIMONAKOVA Katarina	F		25.574	10	39.829	10	58.174	10	58.174	10		
		4-2	GAVLAS Richard	M	1.894	12	27.384	13	41.666	13	1:00.022	10	1:58.196	10	
		4-3	VAVERCAK Tomas	M	1.798	5	26.663	6	40.809	6	59.429	6	2:57.625	+4.657	
			ZMIJ Matej	M											
8	UKR	5-1	SMAHA Olena	F		25.398	6	39.478	6	57.204	6	57.204	6		
		5-2	STAKHIV Ihor	M	2.100	13	27.213	10	41.364	9	59.388	8	1:56.592	8	
		5-3	LYSETSKYY Andriy	M	1.722	1	26.445	5	40.577	5	59.715	8	2:56.307	+3.339	
	LEVKOBYCH Myroslav	M													
2	CAN	6-1	APSHKRUM Brooke	F		24.954	1	39.020	1	56.994	4	56.994	4		
		6-2	WATTS Reid	M	1.681	4	26.162	5	40.140	5	57.934	5	1:54.928	4	
		6-3	RIDDLE Matt	M	1.792	4	26.354	2	40.336	2	58.312	3	2:53.240	+0.272	
			SHIPPIT Adam	M											
6	ITA	7-1	OBERHOFER Marion	F		25.794	11	40.024	11	58.105	8	58.105	8		
		7-2	MALLEIER Fabian	M	1.672	3	25.941	2	39.894	2	57.630	3	1:55.735	6	
		7-3	SCHWARZ Felix	M	1.728	2	26.272	1	40.208	1	58.166	1	2:53.901	+0.933	
			GUFLER Lukas	M											
11	CZE	8-1	MARSIKOVA Michaela	F		25.413	7	39.644	7	58.033	7	58.033	7		
		8-2	LEJSEK Michael	M	1.806	10	27.178	9	41.390	10	1:00.339	12	1:58.372	11	
		8-3	VEJDELEK Filip	M	1.859	8	27.300	9	41.479	10	1:00.292	12	2:58.664	+5.696	
	PEKNY Zdenek	M													
10	USA	9-1	FARQUHARSON Ashley	F		25.540	9	39.733	8	58.269	11	58.269	11		
		9-2	TAYLOR Justin	M	1.764	7	27.216	11	41.511	11	59.796	9	1:58.065	9	
		9-3	BILES Duncan	M	1.920	11	27.488	12	41.658	11	59.854	10	2:57.919	+4.951	
	OWEN Alanson	M													
12	POL	10-1	CHODOREK Nadia	F		26.216	13	40.618	13	1:00.019	13	1:00.019	13		
		10-2	TARNAWSKI Kacper	M	1.807	11	26.948	8	41.153	8	1:00.705	13	2:00.724	13	
		10-3	ZUBEL Artur	M	1.824	7	27.459	11	41.725	12	1:00.241	11	3:00.965	+7.997	
			ROLA Daniel	M											
1	RUS	11-1	MIKHAYLENKO Olesya	F		25.052	3	39.093	2	56.863	1	56.863	1		
		11-2	PETROV Evgenii	M	1.606	1	26.071	3	40.066	4	57.798	4	1:54.661	3	
		11-3	KASHKIN Vsevolod	M	1.755	3	26.397	3	40.384	4	58.307	2	2:52.968	+0.000	
	KORSHUNOV Konstantin	M													



Final Results

Rk	Team	Bib No.	Name	Gender	RT Rk	Int. 1 Rk	Int. 2 Rk	Time Rk	Total Time Rk	Time Behind
7	ROU	12-1	MANOLESCU Mihaela Carmen	F		25.506 8	39.735 9	58.120 9	58.120 9	
		12-2	TUREA Theodor Andrei Aurelian	M	1.703 6	26.373 6	40.398 7	58.127 6	1:56.247 7	
		12-3	GITLAN Vasile Marian CRACIUN Flavius Ion	M M	1.977 13	26.988 7	41.031 7	58.767 5	2:55.014	+2.046
4	GER	13-1	TIEBEL Jessica	F		25.237 5	39.315 5	56.945 3	56.945 3	
		13-2	HEIDER Paul-Lukas	M	1.789 9	26.379 7	40.391 6	58.153 7	1:55.098 5	
		13-3	ORLAMUENDER Hannes GUBITZ Paul	M M	1.810 6	26.398 4	40.341 3	58.488 4	2:53.586	+0.618

Legend:

Int. Intermediate time No. Number Rk Rank