

Lillehammer  
**2016**  
Youth Olympic Games



YOG  
DNA

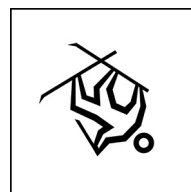
# Results Book



## Freestyle Skiing

  
OMEGA

	Freestyle Skiing	1
1	Table of Contents	2
2	Competition Schedule	3
3	Entry List by NOC	4
4	Medallists by Event	8
5	Ladies' Ski Cross	9
5.1	Results Bracket	10
5.2	Results Summary	11
5.3	Group Heats	12
5.3.1	Start List	12
5.4	Qualification	13
5.4.1	Start List	13
5.4.2	Results	14
5.4.3	Race Analysis	15
6	Men's Ski Cross	17
6.1	Results Bracket	18
6.2	Results Summary	19
6.3	Group Heats	20
6.3.1	Start List	20
6.4	Qualification	21
6.4.1	Start List	21
6.4.2	Results	22
6.4.3	Race Analysis	23
7	Ladies' Ski Halfpipe	25
7.1	Start List	26
7.2	Results	27
8	Men's Ski Halfpipe	28
8.1	Start List	29
8.2	Results	31
9	Ladies' Ski Slopestyle	33
9.1	Start List	34
9.2	Results	35
10	Men's Ski Slopestyle	36
10.1	Start List	37
10.2	Results	39
11	Official Communications - Schedule change for all Slopestyle events	41



## Competition Schedule

As of 18 FEB 2016

**REVISED**  
18 FEB 11:37

Date	Start Time	Estimated Finish Time	Event
SUN 14 FEB	13:10	13:25	Ladies' Ski Halfpipe Final Run 1
	13:25	13:40	Ladies' Ski Halfpipe Final Run 2
	13:40	13:55	Ladies' Ski Halfpipe Final Run 3
	15:00	15:17	Men's Ski Halfpipe Final Run 1
	15:17	15:33	Men's Ski Halfpipe Final Run 2
	15:33	15:50	Men's Ski Halfpipe Final Run 3
MON 15 FEB	13:20	14:00	Ladies' Ski Cross Qualification
	13:35	14:08	Men's Ski Cross Qualification
	14:00	15:25	Ladies' Ski Cross Group Heats
	14:08	15:30	Men's Ski Cross Group Heats
	15:25	16:00	Ladies' Ski Cross Finals
	15:30	16:15	Men's Ski Cross Finals
FRI 19 FEB	13:00	13:25	Ladies' Ski Slopestyle Finals Run 1
	13:25	14:00	Men's Ski Slopestyle Finals Run 1
	14:00	14:25	Ladies' Ski Slopestyle Finals Run 2
	14:25	15:00	Men's Ski Slopestyle Finals Run 2

**Note:**

Halfpipe events will take place in Oslo Vinterpark Halfpipe. All other events in Hafjell Freepark. Please check the official website for more details and the latest updates.

**All Slopestyle events now take place on Friday 19th February.**



## Entry List by NOC

As of 17 FEB 2016

**REVISED**  
17 FEB 16:16

	Men		Ladies		Total	
	Competitors	NOCs	Competitors	NOCs	Competitors	NOCs
<b>Ski Cross</b>	18	17	16	16	34	21
<b>Ski Halfpipe</b>	11	10	6	5	17	11
<b>Slopestyle</b>	20	15	14	13	34	18
<b>Total entries/NOCs</b>	49	22	36	19	85	25

NOC		Gender	Event Code	HP FIS Points (Rk)	SX FIS Points (Rk)	SS FIS Points (Rk)	Date of Birth
FIS Code	Name						
<b>ARG - Argentina</b>							
2532132	VILLALONGA Esmeralda	F	SS			45.00 (75)	26 APR 1998
<i>Total of 1 ARG competitor (1 Lady )</i>							
<b>AUS - Australia</b>							
2532884	OFFORD Zali	F	SX		150.00 (52)		24 MAR 1998
2532097	CRAWFORD Douglas	M	SX		97.80 (115)		10 MAY 1998
2532895	MUHLEN Louis	M	SX		29.70 (249)		12 MAR 1998
2532005	WADDELL Cameron	M	HP SS	27.00 (94)		13.50 (255)	5 NOV 1999
<i>Total of 4 AUS competitors (1 Lady - 3 Men)</i>							
<b>AUT - Austria</b>							
2532991	RAINER Martina	F	SX		20.88 (150)		1 MAY 1999
2532452	WOLF Lara	F	HP SS	0.00 (74)		261.00 (21)	23 MAR 2000
2533148	ILLMAIER Marcel	M	SX		47.70 (183)		30 MAY 1998
2529866	LADNER Marco	M	HP SS	290.00 (20)		15.00 (245)	22 APR 1998
2531789	MALL Max	M	SS			70.20 (79)	3 FEB 1998
<i>Total of 5 AUT competitors (2 Ladies - 3 Men)</i>							
<b>BEL - Belgium</b>							
2533206	VERCAMMEN Xander	M	SX		4.62 (372)		10 MAY 1999
<i>Total of 1 BEL competitor (1 Man)</i>							
<b>CAN - Canada</b>							
2532106	CHORE Zoe	F	SX		130.00 (63)		26 FEB 1998
2531827	WILSON Mackenzie	F	HP	240.00 (24)			18 SEP 1999
2532961	HOWDEN Reece	M	SX		110.00 (102)		12 JUL 1998
2531469	MARINEAU Evan	M	HP	45.00 (72)			28 SEP 1998
<i>Total of 4 CAN competitors (2 Ladies - 2 Men)</i>							
<b>CHI - Chile</b>							
2532123	CASAS CORDERO M.	F	SX		60.80 (104)		6 JAN 1998
2532915	GARGES Valentina	F	SS			0.00 (123)	24 DEC 2000
2532583	GARGES Benjamin	M	SS			2.36 (443)	19 APR 1998
2532119	NEGRIN Roberto	M	SX		78.10 (138)		28 MAY 1998
<i>Total of 4 CHI competitors (2 Ladies - 2 Men)</i>							
<b>CZE - Czech Republic</b>							
2532686	KASPAROVA Klara	F	SX		66.00 (99)		23 MAY 1998
<i>Total of 1 CZE competitor (1 Lady )</i>							
<b>DEN - Denmark</b>							
2532140	NIELSEN Nicoline	F	SX		138.00 (56)		24 AUG 1998
<i>Total of 1 DEN competitor (1 Lady )</i>							



**Entry List by NOC**

As of 17 FEB 2016

**REVISED**  
17 FEB 16:16

NOC		Gender	Event Code	HP FIS Points (Rk)	SX FIS Points (Rk)	SS FIS Points (Rk)	Date of Birth
FIS Code	Name						
<b>FIN - Finland</b>							
2532733	KARAVA Anni	F	SS			69.12 (56)	28 APR 2000
2532169	LEHIKOINEN Minja	F	SX		77.00 (90)		20 AUG 1998
2533130	SIPOLA Joonas	M	SS			12.60 (265)	18 MAY 2000
<i>Total of 3 FIN competitors (2 Ladies - 1 Man)</i>							
<b>FRA - France</b>							
2532311	BARIN Lou	F	SS			45.05 (74)	26 JAN 1999
2532515	TRESAL MAUROZ Margot	F	SX		87.20 (82)		16 DEC 1998
2530306	COLLOMB PATTON Theo	M	SS			18.86 (214)	21 SEP 1998
2533167	LUCATELLI Matteo	M	SX		20.60 (284)		30 MAR 1999
<i>Total of 4 FRA competitors (2 Ladies - 2 Men)</i>							
<b>GBR - Great Britain</b>							
2531949	BROWN Isobel	F	SX		47.40 (120)		1 AUG 1999
2531492	ROWLANDS Madison	F	HP SS	174.80 (33)		127.00 (40)	23 MAY 2000
2531922	SANDIESON Cal	M	SS			37.50 (134)	11 JUN 1998
<i>Total of 3 GBR competitors (2 Ladies - 1 Man)</i>							
<b>GER - Germany</b>							
2532051	FUNKLER Celia	F	SX		63.50 (101)		19 APR 1998
2533139	WOCHER Anna-Maria	F	SS			25.00 (96)	12 AUG 1998
2531968	NEUHAUSER Moritz	M	SS			31.33 (157)	6 MAR 1998
2532784	RENN Cornel	M	SX		41.60 (204)		22 OCT 1998
<i>Total of 4 GER competitors (2 Ladies - 2 Men)</i>							
<b>HUN - Hungary</b>							
2533203	NAGY Bence	M	SX		16.90 (304)		3 AUG 1998
<i>Total of 1 HUN competitor (1 Man)</i>							
<b>ITA - Italy</b>							
2532430	INSAM Sophia	F	SS			97.60 (46)	14 FEB 1999
2532396	KNOLLSEISEN Tobias	M	SX		35.10 (227)		27 JUN 1998
<i>Total of 2 ITA competitors (1 Lady - 1 Man)</i>							
<b>JPN - Japan</b>							
2532030	HIGUCHI Eigo	M	SS			50.00 (103)	4 DEC 2000
<i>Total of 1 JPN competitor (1 Man)</i>							
<b>KAZ - Kazakhstan</b>							
2531408	SAPIYANOVA Aizhan	F	SX		40.00 (126)		30 APR 1998
2531409	KAIRAT Olzhas	M	SX		6.69 (359)		23 JUN 1998
<i>Total of 2 KAZ competitors (1 Lady - 1 Man)</i>							
<b>KOR - Republic of Korea</b>							
2532061	LEE Kang-Bok	M	HP SS	24.00 (103)		28.22 (172)	17 NOV 2000
<i>Total of 1 KOR competitor (1 Man)</i>							
<b>MEX - Mexico</b>							
2532758	SOTO HERRERA Fernando	M	SX		1.67 (394)		9 APR 1999
<i>Total of 1 MEX competitor (1 Man)</i>							



**Entry List by NOC**


As of 17 FEB 2016

**REVISED**  
17 FEB 16:16

NOC		Gender	Event Code	HP FIS Points (Rk)	SX FIS Points (Rk)	SS FIS Points (Rk)	Date of Birth
FIS Code	Name						
<b>NOR - Norway</b>							
2532362	JOHANSEN Tora	F	SS			160.80 (33)	22 AUG 1998
2533095	RUUD Ebba	F	SX		57.60 (106)		15 FEB 1999
2532111	BOSSHARD HAAVI Mathis	M	SX		78.00 (139)		4 MAR 1998
2532704	RUUD Birk	M	SS			129.60 (49)	2 APR 2000
2532262	SUNDE ANDREASSEN Trym	M	HP SS	15.12 (119)		49.90 (105)	27 MAR 2000
<i>Total of 5 NOR competitors (2 Ladies - 3 Men)</i>							
<b>NZL - New Zealand</b>							
2531648	BILOUS Finn	M	HP SS	140.00 (42)		71.00 (78)	22 SEP 1999
2528950	WELLS Jackson	M	SS			135.00 (45)	21 APR 1998
<i>Total of 2 NZL competitors (2 Men)</i>							
<b>RUS - Russian Federation</b>							
2532670	PRUSAKOVA Lana	F	HP SS	45.00 (49)		50.00 (66)	10 JUN 2000
2532234	VOVK Dana	F	SX		75.40 (93)		11 FEB 1999
2533164	BAGIN Kirill	M	SX		24.20 (262)		26 MAY 1998
2530380	GALAIKO Vladimir	M	HP	60.70 (64)			17 JUL 1999
<i>Total of 4 RUS competitors (2 Ladies - 2 Men)</i>							
<b>SLO - Slovenia</b>							
2531786	ARH Nina	F	SS			79.20 (52)	21 NOV 2000
2529349	BLAZON Maksimiljan	M	HP SS	0.01 (203)		11.60 (279)	24 SEP 1998
2532184	STROS Luka	M	SX		41.10 (208)		1 MAY 1998
<i>Total of 3 SLO competitors (1 Lady - 2 Men)</i>							
<b>SUI - Switzerland</b>							
2533149	GANTENBEIN Talina	F	SX		156.00 (50)		18 AUG 1998
2532209	GREMAUD Mathilde	F	SS			24.00 (98)	8 FEB 2000
2532431	GROB Mario	M	HP SS	63.80 (60)		15.12 (244)	2 JAN 1999
2533150	RUEEDI Sascha	M	SX		29.70 (250)		13 JAN 1998
2532989	WILI Colin	M	SS			111.60 (55)	14 SEP 1998
<i>Total of 5 SUI competitors (2 Ladies - 3 Men)</i>							
<b>SWE - Sweden</b>							
2532447	EDEBO Veronica	F	SX		143.00 (54)		26 APR 1998
2531106	GRANBOM Emil	M	SS			39.80 (126)	16 JAN 1998
2532975	MOBAERG David	M	SX		93.20 (117)		17 MAY 1999
<i>Total of 3 SWE competitors (1 Lady - 2 Men)</i>							
<b>USA - United States of America</b>							
2532238	COOPER Paula	F	HP SS	215.00 (25)		13.50 (113)	8 JAN 1999
2531872	RUBOCKI Nikita	F	HP SS	46.80 (48)		63.20 (58)	11 OCT 1999
2532276	ZAGNOLI Abigail	F	SX		56.10 (111)		11 MAR 1998
2532249	HALL Alexander	M	HP SS	23.80 (104)		110.00 (57)	21 SEP 1998
2531521	IRVING Birk	M	HP SS	228.00 (27)		86.40 (65)	26 JUL 1999
2532118	MALM Russell	M	SX		63.80 (155)		15 JAN 1998
<i>Total of 6 USA competitors (3 Ladies - 3 Men)</i>							

**Legend:**

F Female      HP Ski Halfpipe      M Male      Rk Rank  
SS Ski Slopestyle      SX Ski Cross



**Entry List by NOC**

As of 17 FEB 2016

**REVISED**  
**17 FEB 16:16**

NOC		Gender	Event Code	HP FIS Points (Rk)	SX FIS Points (Rk)	SS FIS Points (Rk)	Date of Birth
FIS Code	Name						

Removed Nina Arh from Slovenia.



## Medallists by Event

As of 19 FEB 2016 at 15:20

After 6 of 6 Events

Event	Date	Medal	Name	NOC Code
Ladies' Ski Slopestyle	FRI 19 FEB	GOLD	PRUSAKOVA Lana	RUS
		SILVER	BARIN Lou	FRA
		BRONZE	ROWLANDS Madison	GBR
Men's Ski Slopestyle	FRI 19 FEB	GOLD	RUUD Birk	NOR
		SILVER	HALL Alexander	USA
		BRONZE	BILOUS Finn	NZL
Ladies' Ski Cross	MON 15 FEB	GOLD	GANTENBEIN Talina	SUI
		SILVER	OFFORD Zali	AUS
		BRONZE	KASPAROVA Klara	CZE
Men's Ski Cross	MON 15 FEB	GOLD	HOWDEN Reece	CAN
		SILVER	VERCAMMEN Xander	BEL
		BRONZE	MUHLEN Louis	AUS
Ladies' Ski Halfpipe	SUN 14 FEB	GOLD	ROWLANDS Madison	GBR
		SILVER	COOPER Paula	USA
		BRONZE	WOLF Lara	AUT
Men's Ski Halfpipe	SUN 14 FEB	GOLD	IRVING Birk	USA
		SILVER	BILOUS Finn	NZL
		BRONZE	SUNDE ANDREASSEN Trym	NOR



Lillehammer  
**2016**  
Youth Olympic Games



YOG  
DNA

# Results Book



## Freestyle Skiing

Ladies' Ski Cross

  
OMEGA



## Results Bracket

**REVISED**  
15 FEB 17:00

# SX

Number of Competitors: 16, Number of NOCs: 16

### Group Heats

Rank	Bib	Name	NOC Code	Heat																				Points			
				Group 1				Group 2				Group 3				Group 4				Group 5							
				1	2	3	4	5	6	7	8	9	10	11	12	13	14	15	16	17	18	19	20				
1	5	EDEBO Veronica	SWE		4			4				4						2				4	18				
2	2	GANTENBEIN Talina	SUI	2				4				3				4					4		17				
3	3	CHORE Zoe	CAN	1					4				4					4				4	17				
4	4	OFFORD Zali	AUS	3							4				4				4				17				
5	7	FUNKLER Celia	GER		3				3						3	3					3		15				
6	9	NIELSEN Nicoline	DEN			4			3					3					3		2		15				
7	1	KASPAROVA Klara	CZE	4				DNF				4				4					2		14				
8	10	LEHIKONEN Minja	FIN			1			3						2			3		4			13				
9	11	ZAGNOLI Abigail	USA			2				2		2					3					3	12				
10	8	RAINER Martina	AUT		2						3			2			2			3			12				
11	6	VOVK Dana	RUS		1				2			3							3			3	11				
12	13	CASAS CORDERO M.	CHI				4	2							1		1					2	10				
13	12	TRESAL MAUROZ Margot	FRA			3					DNF		2			2					DNF		7				
14	15	SAPIYANOVA Aizhan	KAZ				3			1			1						1	1			7				
15	16	RUUD Ebba	NOR				2				2	1						1			1		7				
16	14	BROWN Isobel	GBR				1		1					DNF		DNF						DNF	2				

### Finals

Bib	Semifinal 1 (21/24)	Rk
4 G	OFFORD Zali AUS	1
7 B	FUNKLER Celia GER	2
5 R	EDEBO Veronica SWE	3
10 Y	LEHIKONEN Minja FIN	4

Bib	Semifinal 2 (22/24)	Rk
2 R	GANTENBEIN Talina SUI	1
1 Y	KASPAROVA Klara CZE	2
3 G	CHORE Zoe CAN	3
9 B	NIELSEN Nicoline DEN	4

Bib	Small Final (23/24)	Rk
5 R	EDEBO Veronica SWE	1
3 G	CHORE Zoe CAN	2
9 B	NIELSEN Nicoline DEN	3
10 Y	LEHIKONEN Minja FIN	4

Bib	Big Final (24/24)	Rk
2 R	GANTENBEIN Talina SUI	1
4 G	OFFORD Zali AUS	2
1 Y	KASPAROVA Klara CZE	3
7 B	FUNKLER Celia GER	DNF

Final Ranking		
Gold	GANTENBEIN Talina	SUI
Silver	OFFORD Zali	AUS
Bronze	KASPAROVA Klara	CZE
4	FUNKLER Celia	GER
5	EDEBO Veronica	SWE
6	CHORE Zoe	CAN
7	NIELSEN Nicoline	DEN
8	LEHIKONEN Minja	FIN
9	ZAGNOLI Abigail	USA
10	RAINER Martina	AUT
11	VOVK Dana	RUS
12	CASAS CORDERO M.	CHI
13	TRESAL MAUROZ Margot	FRA
14	SAPIYANOVA Aizhan	KAZ
15	RUUD Ebba	NOR
16	BROWN Isobel	GBR

**Progression rule:** Group Heats: All competitors compete in heats against each other (round robin). Competitors are awarded race points according to their finishing position in each heat: 4 points for first place, 3 points for second place, 2 points for third place and 1 point for fourth place. The first eight competitors from the Group Heats qualify for the Semifinals. Competitors placed 1st, 4th, 6th and 7th take part in Semifinal 1 (Heat 21). Competitors placed 2nd, 3rd, 5th and 8th take part in Semifinal 2 (Heat 22). The winner and second placed competitors in each Semifinal qualify for the Big Final.

**Note:**  
Bibs are assigned based upon qualification results. The competitor with the lowest bib of each heat starts with the red (R) bib, the second lowest with the green (G), the third with blue (B) and the fourth with yellow (Y).

**Legend:**  
**B** Blue      **DNF** Did Not Finish      **G** Green      **R** Red  
**Rk** Rank      **Y** Yellow



## Results Summary

# SX

Jury			Technical Data		
FIS Technical Delegate:	SIDORCHUK Jim	CAN	Course Name:	Freeparken Cross	
Referee:	KUUSELA Janne	FIN	Start Altitude:	763m	
Chief of Competition:	SKORPEN Asbjorn	NOR	Finish Altitude:	657m	
FIS Race Director:	KROGOLL Peter	FIS	Vertical Drop:	106m	
<b>Officials</b>			Course Length:	663m	
FIS Assistant Race Director:	STEINER Werner	AUT	Number of Features:	12	
Equipment Controller:	FITZGERALD Joe	CAN	<b>Forerunners</b>		
Chief of Course:	DUGSTAD Tore	NOR	F1 - Brendengen Jensen Julie	NOR	
Assistant Chief of Course:	LEMME Knut	NOR	F2 - Hoie Gjefsen Marte	NOR	
Course Builder:	MATTSSON Lars	SWE	F3 - Wibstad Petter	NOR	
Course Setter:	KROGOLL Peter	FIS			
Video Controller:	ROTERMUND Konrad	USA			
Start Referee:	STEINER Werner	AUT			
Finish Referee:	LIGOCKI Lukasz Piotr	POL			
Results Controller:	MINCEV Tino	BUL			
Weather: Sky clear			Snow Temperature: -7°C / 19.4°F	Temperature - Start: -9°C / 15.8°F	Temperature - Finish: -9°C / 15.8°F

Number of Competitors: 16, Number of NOCs: 16

Rank	Bib	FIS Code	Name	NOC Code	YB	Seeding Rank	Race Points
<b>BIG FINAL</b>							
1	2	2533149	<b>GANTENBEIN Talina</b>	SUI	1998		<b>140.00</b>
2	4	2532884	<b>OFFORD Zali</b>	AUS	1998		<b>112.00</b>
3	1	2532686	<b>KASPAROVA Klara</b>	CZE	1998		<b>84.00</b>
4	7	2532051	<b>FUNKLER Celia</b>	GER	1998		<b>70.00</b>
<b>SMALL FINAL</b>							
5	5	2532447	<b>EDEBO Veronica</b>	SWE	1998		<b>63.00</b>
6	3	2532106	<b>CHORE Zoe</b>	CAN	1998		<b>56.00</b>
7	9	2532140	<b>NIELSEN Nicoline</b>	DEN	1998		<b>50.40</b>
8	10	2532169	<b>LEHIKONEN Minja</b>	FIN	1998		<b>44.80</b>
<b>GROUP HEATS</b>							
9	11	2532276	<b>ZAGNOLI Abigail</b>	USA	1998		<b>40.60</b>
10	8	2532991	<b>RAINER Martina</b>	AUT	1999		<b>36.40</b>
11	6	2532234	<b>VOVK Dana</b>	RUS	1999		<b>33.60</b>
12	13	2532123	<b>CASAS CORDERO Magdalena</b>	CHI	1998		<b>30.80</b>
13	12	2532515	<b>TRESAL MAUROZ Margot</b>	FRA	1998		<b>28.00</b>
14	15	2531408	<b>SAPIYANOVA Aizhan</b>	KAZ	1998		<b>25.20</b>
15	16	2533095	<b>RUUD Ebba</b>	NOR	1999		<b>22.40</b>
16	14	2531949	<b>BROWN Isobel</b>	GBR	1999		

**Legend:**

**YB** Year of Birth



## Start List

# SX

Number of Competitors: 16, Number of NOCs: 16

### Group 1

	Heat 1		Heat 2		Heat 3		Heat 4	
	Bib Name	NOC Code	Bib Name	NOC Code	Bib Name	NOC Code	Bib Name	NOC Code
R	1 KASPAROVA Klara	CZE	5 EDEBO Veronica	SWE	9 NIELSEN Nicoline	DEN	13 CASAS CORDERO	CHI
G	2 GANTENBEIN Talina	SUI	6 VOVK Dana	RUS	10 LEHIKONEN Minja	FIN	14 BROWN Isobel	GBR
B	3 CHORE Zoe	CAN	7 FUNKLER Celia	GER	11 ZAGNOLI Abigail	USA	15 SAPIYANOVA Aizhan	KAZ
Y	4 OFFORD Zali	AUS	8 RAINER Martina	AUT	12 TRESAL MAUROZ Margot	FRA	16 RUUD Ebba	NOR

### Group 2

	Heat 5		Heat 6		Heat 7		Heat 8	
	Bib Name	NOC Code	Bib Name	NOC Code	Bib Name	NOC Code	Bib Name	NOC Code
R	1 KASPAROVA Klara	CZE	2 GANTENBEIN Talina	SUI	3 CHORE Zoe	CAN	4 OFFORD Zali	AUS
G	5 EDEBO Veronica	SWE	6 VOVK Dana	RUS	7 FUNKLER Celia	GER	8 RAINER Martina	AUT
B	9 NIELSEN Nicoline	DEN	10 LEHIKONEN Minja	FIN	11 ZAGNOLI Abigail	USA	12 TRESAL MAUROZ Margot	FRA
Y	13 CASAS CORDERO	CHI	14 BROWN Isobel	GBR	15 SAPIYANOVA Aizhan	KAZ	16 RUUD Ebba	NOR

### Group 3

	Heat 9		Heat 10		Heat 11		Heat 12	
	Bib Name	NOC Code	Bib Name	NOC Code	Bib Name	NOC Code	Bib Name	NOC Code
R	1 KASPAROVA Klara	CZE	2 GANTENBEIN Talina	SUI	3 CHORE Zoe	CAN	4 OFFORD Zali	AUS
G	6 VOVK Dana	RUS	5 EDEBO Veronica	SWE	8 RAINER Martina	AUT	7 FUNKLER Celia	GER
B	11 ZAGNOLI Abigail	USA	12 TRESAL MAUROZ Margot	FRA	9 NIELSEN Nicoline	DEN	10 LEHIKONEN Minja	FIN
Y	16 RUUD Ebba	NOR	15 SAPIYANOVA Aizhan	KAZ	14 BROWN Isobel	GBR	13 CASAS CORDERO	CHI

### Group 4

	Heat 13		Heat 14		Heat 15		Heat 16	
	Bib Name	NOC Code	Bib Name	NOC Code	Bib Name	NOC Code	Bib Name	NOC Code
R	1 KASPAROVA Klara	CZE	2 GANTENBEIN Talina	SUI	3 CHORE Zoe	CAN	4 OFFORD Zali	AUS
G	7 FUNKLER Celia	GER	8 RAINER Martina	AUT	5 EDEBO Veronica	SWE	6 VOVK Dana	RUS
B	12 TRESAL MAUROZ Margot	FRA	11 ZAGNOLI Abigail	USA	10 LEHIKONEN Minja	FIN	9 NIELSEN Nicoline	DEN
Y	14 BROWN Isobel	GBR	13 CASAS CORDERO	CHI	16 RUUD Ebba	NOR	15 SAPIYANOVA Aizhan	KAZ

### Group 5

	Heat 17		Heat 18		Heat 19		Heat 20	
	Bib Name	NOC Code	Bib Name	NOC Code	Bib Name	NOC Code	Bib Name	NOC Code
R	1 KASPAROVA Klara	CZE	2 GANTENBEIN Talina	SUI	3 CHORE Zoe	CAN	4 OFFORD Zali	AUS
G	8 RAINER Martina	AUT	7 FUNKLER Celia	GER	6 VOVK Dana	RUS	5 EDEBO Veronica	SWE
B	10 LEHIKONEN Minja	FIN	9 NIELSEN Nicoline	DEN	12 TRESAL MAUROZ Margot	FRA	11 ZAGNOLI Abigail	USA
Y	15 SAPIYANOVA Aizhan	KAZ	16 RUUD Ebba	NOR	13 CASAS CORDERO	CHI	14 BROWN Isobel	GBR

#### Legend:

**B** Blue      **G** Green      **R** Red      **Y** Yellow



## Start List

# SX

Jury			Technical Data	
<b>FIS Technical Delegate:</b>	SIDORCHUK Jim	CAN	<b>Course Name:</b>	Freeparken Cross
<b>Referee:</b>	KUUSELA Janne	FIN	<b>Start Altitude:</b>	763m
<b>Chief of Competition:</b>	SKORPEN Asbjorn	NOR	<b>Finish Altitude:</b>	657m
<b>FIS Race Director:</b>	KROGOLL Peter	FIS	<b>Vertical Drop:</b>	106m
Officials			<b>Course Length:</b>	663m
<b>FIS Assistant Race Director:</b>	STEINER Werner	AUT	<b>Number of Features:</b>	12
<b>Equipment Controller:</b>	FITZGERALD Joe	CAN	Forerunners	
<b>Chief of Course:</b>	DUGSTAD Tore	NOR	F1 - Brendengen Jensen Julie	NOR
<b>Assistant Chief of Course:</b>	LEMME Knut	NOR	F2 - Hoie Gjefsen Marte	NOR
<b>Course Builder:</b>	MATTSSON Lars	SWE	F3 - Wibstad Petter	NOR
<b>Course Setter:</b>	KROGOLL Peter	FIS		
<b>Video Controller:</b>	ROTERMUND Konrad	USA		
<b>Start Referee:</b>	STEINER Werner	AUT		
<b>Finish Referee:</b>	LIGOCKI Lukasz Piotr	POL		
<b>Results Controller:</b>	MINCEV Tino	BUL		

Number of Competitors: 16, Number of NOCs: 16

Start Order	Bib	FIS Code	Name	NOC Code	YB	Time	Diff.
1	1	2532051	FUNKLER Celia	GER	1998		
2	2	2532123	CASAS CORDERO Magdalena	CHI	1998		
3	3	2532169	LEHIKOINEN Minja	FIN	1998		
4	4	2532991	RAINER Martina	AUT	1999		
5	5	2531408	SAPIYANOVA Aizhan	KAZ	1998		
6	6	2533149	GANTENBEIN Talina	SUI	1998		
7	7	2531949	BROWN Isobel	GBR	1999		
8	8	2532106	CHORE Zoe	CAN	1998		
9	9	2533095	RUUD Ebba	NOR	1999		
10	10	2532234	VOVK Dana	RUS	1999		
11	11	2532686	KASPAROVA Klara	CZE	1998		
12	12	2532515	TRESAL MAUROZ Margot	FRA	1998		
13	13	2532276	ZAGNOLI Abigail	USA	1998		
14	14	2532884	OFFORD Zali	AUS	1998		
15	15	2532140	NIELSEN Nicoline	DEN	1998		
16	16	2532447	EDEBO Veronica	SWE	1998		

**Note:**

All competitors are seeded according to FIS Rank. The top 16 competitors are randomly drawn.

**Legend:**

**Diff**    Difference                      **YB**    Year of Birth



## Results

# SX

Jury			Technical Data		
<b>FIS Technical Delegate:</b>	SIDORCHUK Jim	CAN	<b>Course Name:</b>	Freeparken Cross	
<b>Referee:</b>	KUUSELA Janne	FIN	<b>Start Altitude:</b>	763m	
<b>Chief of Competition:</b>	SKORPEN Asbjorn	NOR	<b>Finish Altitude:</b>	657m	
<b>FIS Race Director:</b>	KROGOLL Peter	FIS	<b>Vertical Drop:</b>	106m	
<b>Officials</b>			<b>Course Length:</b>	663m	
<b>FIS Assistant Race Director:</b>	STEINER Werner	AUT	<b>Number of Features:</b>	12	
<b>Equipment Controller:</b>	FITZGERALD Joe	CAN	<b>Forerunners</b>		
<b>Chief of Course:</b>	DUGSTAD Tore	NOR	F1 - Brendengen Jensen Julie	NOR	
<b>Assistant Chief of Course:</b>	LEMME Knut	NOR	F2 - Hoie Gjefsen Marte	NOR	
<b>Course Builder:</b>	MATTSSON Lars	SWE	F3 - Wibstad Petter	NOR	
<b>Course Setter:</b>	KROGOLL Peter	FIS			
<b>Video Controller:</b>	ROTERMUND Konrad	USA			
<b>Start Referee:</b>	STEINER Werner	AUT			
<b>Finish Referee:</b>	LIGOCKI Lukasz Piotr	POL			
<b>Results Controller:</b>	MINCEV Tino	BUL			
<b>Weather:</b> Sky clear			<b>Snow Temperature:</b> -7°C / 19.4°F	<b>Temperature - Start:</b> -9°C / 15.8°F	<b>Temperature - Finish:</b> -9°C / 15.8°F

Number of Competitors: 16, Number of NOCs: 16

Rank	Bib	FIS Code	Name	NOC Code	YB	Time	Diff.
<b>QUALIFIED</b>							
1	11	2532686	KASPAROVA Klara	CZE	1998	45.48	
2	6	2533149	GANTENBEIN Talina	SUI	1998	45.76	0.28
3	8	2532106	CHORE Zoe	CAN	1998	45.93	0.45
4	14	2532884	OFFORD Zali	AUS	1998	46.26	0.78
5	16	2532447	EDEBO Veronica	SWE	1998	46.31	0.83
6	10	2532234	VOVK Dana	RUS	1999	47.04	1.56
7	1	2532051	FUNKLER Celia	GER	1998	47.22	1.74
8	4	2532991	RAINER Martina	AUT	1999	47.34	1.86
9	15	2532140	NIELSEN Nicoline	DEN	1998	47.35	1.87
10	3	2532169	LEHIKONEN Minja	FIN	1998	47.58	2.10
11	13	2532276	ZAGNOLI Abigail	USA	1998	47.85	2.37
12	12	2532515	TRESAL MAUROZ Margot	FRA	1998	48.00	2.52
13	2	2532123	CASAS CORDERO Magdalena	CHI	1998	48.22	2.74
14	7	2531949	BROWN Isobel	GBR	1999	48.69	3.21
15	5	2531408	SAPIYANOVA Aizhan	KAZ	1998	50.37	4.89
16	9	2533095	RUUD Ebba	NOR	1999	50.39	4.91

**Note:**

If two or more competitors have the same time (tied), then the competitor that started later in the race, will win the tie

**Legend:**

**Diff** Difference      **YB** Year of Birth



## Race Analysis

# SX

Number of Competitors: 16, Number of NOCs: 16

Rank	Bib	Name	NOC Code	Positions			Partials		Difference Time	Average speed Km/h	
				Pos	Time	Rank	Pos	Time			Rank
1	11	KASPAROVA Klara	CZE	Int 1:	2.30	(5)	I1-I2:	20.98	(4)	0.07	52.48
				Int 2:	23.28	(4)	I2-Fin:	22.20	(1)	0.40	
				Fin:	45.48	(1)				0.00	
2	6	GANTENBEIN Talina	SUI	Int 1:	2.40	(12)	I1-I2:	21.00	(5)	0.17	52.16
				Int 2:	23.40	(5)	I2-Fin:	22.36	(2)	0.52	
				Fin:	45.76	(2)				0.28	
3	8	CHORE Zoe	CAN	Int 1:	2.23	(1)	I1-I2:	20.65	(1)	0.00	51.97
				Int 2:	22.88	(1)	I2-Fin:	23.05	(4)	0.00	
				Fin:	45.93	(3)				0.45	
4	14	OFFORD Zali	AUS	Int 1:	2.27	(3)	I1-I2:	20.95	(3)	0.04	51.60
				Int 2:	23.22	(3)	I2-Fin:	23.04	(3)	0.34	
				Fin:	46.26	(4)				0.78	
5	16	EDEBO Veronica	SWE	Int 1:	2.26	(2)	I1-I2:	20.87	(2)	0.03	51.54
				Int 2:	23.13	(2)	I2-Fin:	23.18	(7)	0.25	
				Fin:	46.31	(5)				0.83	
6	10	VOVK Dana	RUS	Int 1:	2.44	(14)	I1-I2:	21.55	(8)	0.21	50.74
				Int 2:	23.99	(9)	I2-Fin:	23.05	(4)	1.11	
				Fin:	47.04	(6)				1.56	
7	1	FUNKLER Celia	GER	Int 1:	2.32	(7)	I1-I2:	21.73	(11)	0.09	50.55
				Int 2:	24.05	(10)	I2-Fin:	23.17	(6)	1.17	
				Fin:	47.22	(7)				1.74	
8	4	RAINER Martina	AUT	Int 1:	2.37	(8)	I1-I2:	21.71	(10)	0.14	50.42
				Int 2:	24.08	(11)	I2-Fin:	23.26	(8)	1.20	
				Fin:	47.34	(8)				1.86	
9	15	NIELSEN Nicoline	DEN	Int 1:	2.37	(8)	I1-I2:	21.49	(6)	0.14	50.41
				Int 2:	23.86	(7)	I2-Fin:	23.49	(10)	0.98	
				Fin:	47.35	(9)				1.87	
10	3	LEHIKONEN Minja	FIN	Int 1:	2.27	(3)	I1-I2:	21.49	(6)	0.04	50.16
				Int 2:	23.76	(6)	I2-Fin:	23.82	(12)	0.88	
				Fin:	47.58	(10)				2.10	
11	13	ZAGNOLI Abigail	USA	Int 1:	2.41	(13)	I1-I2:	21.96	(13)	0.18	49.88
				Int 2:	24.37	(14)	I2-Fin:	23.48	(9)	1.49	
				Fin:	47.85	(11)				2.37	
12	12	TRESAL MAUROZ Margot	FRA	Int 1:	2.38	(11)	I1-I2:	21.86	(12)	0.15	49.73
				Int 2:	24.24	(12)	I2-Fin:	23.76	(11)	1.36	
				Fin:	48.00	(12)				2.52	
13	2	CASAS CORDERO Magdalena	CHI	Int 1:	2.30	(5)	I1-I2:	21.65	(9)	0.07	49.50
				Int 2:	23.95	(8)	I2-Fin:	24.27	(13)	1.07	
				Fin:	48.22	(13)				2.74	
14	7	BROWN Isobel	GBR	Int 1:	2.37	(8)	I1-I2:	21.99	(14)	0.14	49.02
				Int 2:	24.36	(13)	I2-Fin:	24.33	(14)	1.48	
				Fin:	48.69	(14)				3.21	
15	5	SAPIYANOVA Aizhan	KAZ	Int 1:	2.47	(15)	I1-I2:	23.40	(16)	0.24	47.39
				Int 2:	25.87	(16)	I2-Fin:	24.50	(15)	2.99	
				Fin:	50.37	(15)				4.89	



## Race Analysis

# SX

Rank	Bib Name	NOC Code	Positions			Partials		Difference Time	Average speed Km/h
			Pos	Time	Rank	Pos	Time		
16	9 RUUD Ebba	NOR	Int 1:	2.47	(15)	I1-I2:	22.44	(15)	0.24
			Int 2:	24.91	(15)	I2-Fin:	25.48	(16)	2.03
			Fin:	50.39	(16)				47.37

Intermediate Time Positions: Int. 1 = Intermediate 1

**Legend:**  
**Fin** Finish      **Int** Intermediate      **Pos** Intermediate position



Lillehammer  
**2016**  
Youth Olympic Games



YOG  
DNA



# Results Book



## Freestyle Skiing

Men's Ski Cross





## Results Bracket

**REVISED**  
15 FEB 16:11

# SX

Number of Competitors: 16, Number of NOCs: 15

### Group Heats

Rank	Bib	Name	NOC Code	Heat																				Points			
				Group 1				Group 2				Group 3				Group 4				Group 5							
				1	2	3	4	5	6	7	8	9	10	11	12	13	14	15	16	17	18	19	20				
1	3	HOWDEN Reece	CAN	4						4				4				4				4				20	
2	1	MOBAERG David	SWE	3			4				4				4						4					19	
3	2	RENN Cornel	GER	2				4				4					4				4					18	
4	8	CRAWFORD Douglas	AUS		4					4			3				3				3					17	
5	4	MUHLEN Louis	AUS	1						3					4					4					3	15	
6	5	VERCAMMEN Xander	BEL		1			3				3						3							4	14	
7	10	LUCATELLI Matteo	FRA			4			3						3			2		2						14	
8	6	ILLMAIER Marcel	AUT		3				2			3								3				2		13	
9	7	RUEEDI Sascha	SUI		2					3					2	3					3					13	
10	14	BOSSHARD HAAVI Mathis	NOR				4		1				2		2									2		11	
11	13	BAGIN Kirill	RUS				1	2						1		2					3					9	
12	11	KNOLLSEISEN Tobias	ITA			2				2		2					1							1		8	
13	16	SOTO HERRERA Fernando	MEX				3				1	1						1			2					8	
14	9	MALM Russell	USA					DNF					1						1		1					7	
15	12	NEGRIN Roberto	CHI			1				2			2			1							1			7	
16	15	NAGY Bence	HUN				2				1			1					1	1						6	

### Finals

#### Bib Semifinal 1 (21/24) Rk

3 R	HOWDEN Reece	CAN	1
4 B	MUHLEN Louis	AUS	2
6 Y	ILLMAIER Marcel	AUT	3
8 G	CRAWFORD Douglas	AUS	4

#### Bib Small Final (23/24) Rk

1 R	MOBAERG David	SWE	1
8 B	CRAWFORD Douglas	AUS	2
2 G	RENN Cornel	GER	3
6 Y	ILLMAIER Marcel	AUT	4

#### Bib Big Final (24/24) Rk

3 R	HOWDEN Reece	CAN	1
5 G	VERCAMMEN Xander	BEL	2
4 B	MUHLEN Louis	AUS	3
10 Y	LUCATELLI Matteo	FRA	DNF

#### Bib Semifinal 2 (22/24) Rk

5 B	VERCAMMEN Xander	BEL	1
10 Y	LUCATELLI Matteo	FRA	2
2 G	RENN Cornel	GER	3
1 R	MOBAERG David	SWE	4

#### Final Ranking

Gold	HOWDEN Reece	CAN
Silver	VERCAMMEN Xander	BEL
Bronze	MUHLEN Louis	AUS
4	LUCATELLI Matteo	FRA
5	MOBAERG David	SWE
6	CRAWFORD Douglas	AUS
7	RENN Cornel	GER
8	ILLMAIER Marcel	AUT
9	RUEEDI Sascha	SUI
10	BOSSHARD HAAVI Mathis	NOR
11	BAGIN Kirill	RUS
12	KNOLLSEISEN Tobias	ITA
13	SOTO HERRERA Fernando	MEX
14	MALM Russell	USA
15	NEGRIN Roberto	CHI
16	NAGY Bence	HUN

**Progression rule:** Group Heats: All competitors compete in heats against each other (round robin). Competitors are awarded race points according to their finishing position in each heat: 4 points for first place, 3 points for second place, 2 points for third place and 1 point for fourth place. The first eight competitors from the Group Heats qualify for the Semifinals. Competitors placed 1st, 4th, 6th and 7th take part in Semifinal 1 (Heat 21). Competitors placed 2nd, 3rd, 5th and 8th take part in Semifinal 2 (Heat 22). The winner and second placed competitors in each Semifinal qualify for the Big Final.

**Note:** Bibs are assigned based upon qualification results. The competitor with the lowest bib of each heat starts with the red (R) bib, the second lowest with the green (G), the third with blue (B) and the fourth with yellow (Y).

**Legend:**  
**B** Blue      **DNF** Did Not Finish      **G** Green      **R** Red  
**Rk** Rank      **Y** Yellow



## Results Summary

# SX

Jury			Technical Data		
<b>FIS Technical Delegate:</b>	SIDORCHUK Jim	CAN	<b>Course Name:</b>	Freeparken Cross	
<b>Referee:</b>	KUUSELA Janne	FIN	<b>Start Altitude:</b>	763m	
<b>Chief of Competition:</b>	SKORPEN Asbjorn	NOR	<b>Finish Altitude:</b>	657m	
<b>FIS Race Director:</b>	KROGOLL Peter	FIS	<b>Vertical Drop:</b>	106m	
<b>Officials</b>			<b>Course Length:</b>	663m	
<b>FIS Assistant Race Director:</b>	STEINER Werner	AUT	<b>Number of Features:</b>	12	
<b>Equipment Controller:</b>	FITZGERALD Joe	CAN	<b>Forerunners</b>		
<b>Chief of Course:</b>	DUGSTAD Tore	NOR	F1 - Brendengen Jensen Julie	NOR	
<b>Assistant Chief of Course:</b>	LEMME Knut	NOR	F2 - Hoie Gjefsen Marte	NOR	
<b>Course Builder:</b>	MATTSSON Lars	SWE	F3 - Wibstad Petter	NOR	
<b>Course Setter:</b>	KROGOLL Peter	FIS			
<b>Video Controller:</b>	ROTERMUND Konrad	USA			
<b>Start Referee:</b>	STEINER Werner	AUT			
<b>Finish Referee:</b>	LIGOCKI Lukasz Piotr	POL			
<b>Results Controller:</b>	MINCEV Tino	BUL			
<b>Weather:</b> Sky clear			<b>Snow Temperature:</b> -7°C / 19.4°F	<b>Temperature - Start:</b> -9°C / 15.8°F	<b>Temperature - Finish:</b> -9°C / 15.8°F

Number of Competitors: 18, Number of NOCs: 17

Rank	Bib	FIS Code	Name	NOC Code	YB	Qualification Rank	Race Points
<b>BIG FINAL</b>							
1	3	2532961	HOWDEN Reece	CAN	1998		90.00
2	5	2533206	VERCAMMEN Xander	BEL	1999		72.00
3	4	2532895	MUHLEN Louis	AUS	1998		54.00
4	10	2533167	LUCATELLI Matteo	FRA	1999		45.00
<b>SMALL FINAL</b>							
5	1	2532975	MOBAERG David	SWE	1999		40.50
6	8	2532097	CRAWFORD Douglas	AUS	1998		36.00
7	2	2532784	RENN Cornel	GER	1998		32.40
8	6	2533148	ILLMAIER Marcel	AUT	1998		28.80
<b>GROUP HEATS</b>							
9	7	2533150	RUEEDI Sascha	SUI	1998		26.10
10	14	2532111	BOSSHARD HAAVI Mathis	NOR	1998		23.40
11	13	2533164	BAGIN Kirill	RUS	1998		21.60
12	11	2532396	KNOLLSEISEN Tobias	ITA	1998		19.80
13	16	2532758	SOTO HERRERA Fernando	MEX	1999		18.00
14	9	2532118	MALM Russell	USA	1998		16.20
15	12	2532119	NEGRIN Roberto	CHI	1998		14.40
16	15	2533203	NAGY Bence	HUN	1998		13.50
<b>DID NOT QUALIFY</b>							
17	7	2532184	STROS Luka	SLO	1998	17	12.60
18	9	2531409	KAIRAT Olzhas	KAZ	1998	18	

**Legend:**

**YB** Year of Birth



## Start List

# SX

Number of Competitors: 16, Number of NOCs: 15

### Group 1

	Heat 1		Heat 2		Heat 3		Heat 4	
	Bib	Name	Bib	Name	Bib	Name	Bib	Name
R	1	MOBAERG David	5	VERCAMMEN Xander	9	MALM Russell	13	BAGIN Kirill
G	2	RENN Cornel	6	ILLMAIER Marcel	10	LUCATELLI Matteo	14	BOSSHARD HAAVI Mathis
B	3	HOWDEN Reece	7	RUEEDI Sascha	11	KNOLLSEISEN Tobias	15	NAGY Bence
Y	4	MUHLEN Louis	8	CRAWFORD Douglas	12	NEGRIN Roberto	16	SOTO HERRERA Fernando

### Group 2

	Heat 5		Heat 6		Heat 7		Heat 8	
	Bib	Name	Bib	Name	Bib	Name	Bib	Name
R	1	MOBAERG David	2	RENN Cornel	3	HOWDEN Reece	4	MUHLEN Louis
G	5	VERCAMMEN Xander	6	ILLMAIER Marcel	7	RUEEDI Sascha	8	CRAWFORD Douglas
B	9	MALM Russell	10	LUCATELLI Matteo	11	KNOLLSEISEN Tobias	12	NEGRIN Roberto
Y	13	BAGIN Kirill	14	BOSSHARD HAAVI Mathis	15	NAGY Bence	16	SOTO HERRERA Fernando

### Group 3

	Heat 9		Heat 10		Heat 11		Heat 12	
	Bib	Name	Bib	Name	Bib	Name	Bib	Name
R	1	MOBAERG David	2	RENN Cornel	3	HOWDEN Reece	4	MUHLEN Louis
G	6	ILLMAIER Marcel	5	VERCAMMEN Xander	8	CRAWFORD Douglas	7	RUEEDI Sascha
B	11	KNOLLSEISEN Tobias	12	NEGRIN Roberto	9	MALM Russell	10	LUCATELLI Matteo
Y	16	SOTO HERRERA Fernando	15	NAGY Bence	14	BOSSHARD HAAVI Mathis	13	BAGIN Kirill

### Group 4

	Heat 13		Heat 14		Heat 15		Heat 16	
	Bib	Name	Bib	Name	Bib	Name	Bib	Name
R	1	MOBAERG David	2	RENN Cornel	3	HOWDEN Reece	4	MUHLEN Louis
G	7	RUEEDI Sascha	8	CRAWFORD Douglas	5	VERCAMMEN Xander	6	ILLMAIER Marcel
B	12	NEGRIN Roberto	11	KNOLLSEISEN Tobias	10	LUCATELLI Matteo	9	MALM Russell
Y	14	BOSSHARD HAAVI Mathis	13	BAGIN Kirill	16	SOTO HERRERA Fernando	15	NAGY Bence

### Group 5

	Heat 17		Heat 18		Heat 19		Heat 20	
	Bib	Name	Bib	Name	Bib	Name	Bib	Name
R	1	MOBAERG David	2	RENN Cornel	3	HOWDEN Reece	4	MUHLEN Louis
G	8	CRAWFORD Douglas	7	RUEEDI Sascha	6	ILLMAIER Marcel	5	VERCAMMEN Xander
B	10	LUCATELLI Matteo	9	MALM Russell	12	NEGRIN Roberto	11	KNOLLSEISEN Tobias
Y	15	NAGY Bence	16	SOTO HERRERA Fernando	13	BAGIN Kirill	14	BOSSHARD HAAVI Mathis

#### Legend:

**B** Blue      **G** Green      **R** Red      **Y** Yellow



## Start List

# SX

Jury			Technical Data	
<b>FIS Technical Delegate:</b>	SIDORCHUK Jim	CAN	<b>Course Name:</b>	Freeparken Cross
<b>Referee:</b>	KUUSELA Janne	FIN	<b>Start Altitude:</b>	763m
<b>Chief of Competition:</b>	SKORPEN Asbjorn	NOR	<b>Finish Altitude:</b>	657m
<b>FIS Race Director:</b>	KROGOLL Peter	FIS	<b>Vertical Drop:</b>	106m
Officials			<b>Course Length:</b>	663m
<b>FIS Assistant Race Director:</b>	STEINER Werner	AUT	<b>Number of Features:</b>	12
<b>Equipment Controller:</b>	FITZGERALD Joe	CAN	Forerunners	
<b>Chief of Course:</b>	DUGSTAD Tore	NOR	F1 - Brendengen Jensen Julie	NOR
<b>Assistant Chief of Course:</b>	LEMME Knut	NOR	F2 - Hoie Gjefsen Marte	NOR
<b>Course Builder:</b>	MATTSSON Lars	SWE	F3 - Wibstad Petter	NOR
<b>Course Setter:</b>	KROGOLL Peter	FIS		
<b>Video Controller:</b>	ROTERMUND Konrad	USA		
<b>Start Referee:</b>	STEINER Werner	AUT		
<b>Finish Referee:</b>	LIGOCKI Lukasz Piotr	POL		
<b>Results Controller:</b>	MINCEV Tino	BUL		

Number of Competitors: 18, Number of NOCs: 17

Start Order	Bib	FIS Code	Name	NOC Code	YB	Time	Diff.
1	1	2532961	HOWDEN Reece	CAN	1998		
2	2	2533148	ILLMAIER Marcel	AUT	1998		
3	3	2533150	RUEEDI Sascha	SUI	1998		
4	4	2533164	BAGIN Kirill	RUS	1998		
5	5	2532784	RENN Cornel	GER	1998		
6	6	2533167	LUCATELLI Matteo	FRA	1999		
7	7	2532184	STROS Luka	SLO	1998		
8	8	2532111	BOSSHARD HAAVI Mathis	NOR	1998		
9	9	2531409	KAIRAT Olzhas	KAZ	1998		
10	10	2533203	NAGY Bence	HUN	1998		
11	11	2532097	CRAWFORD Douglas	AUS	1998		
12	12	2532975	MOBAERG David	SWE	1999		
13	13	2532895	MUHLEN Louis	AUS	1998		
14	14	2532396	KNOLLSEISEN Tobias	ITA	1998		
15	15	2532119	NEGRIN Roberto	CHI	1998		
16	16	2532118	MALM Russell	USA	1998		
17	17	2533206	VERCAMMEN Xander	BEL	1999		
18	18	2532758	SOTO HERRERA Fernando	MEX	1999		

**Note:**

All competitors are seeded according to FIS Rank. The top 16 competitors are randomly drawn.

**Legend:**

**Diff**      Difference                      **YB**      Year of Birth



## Results

# SX

Jury			Technical Data		
<b>FIS Technical Delegate:</b>	SIDORCHUK Jim	CAN	<b>Course Name:</b>	Freeparken Cross	
<b>Referee:</b>	KUUSELA Janne	FIN	<b>Start Altitude:</b>	763m	
<b>Chief of Competition:</b>	SKORPEN Asbjorn	NOR	<b>Finish Altitude:</b>	657m	
<b>FIS Race Director:</b>	KROGOLL Peter	FIS	<b>Vertical Drop:</b>	106m	
<b>Officials</b>			<b>Course Length:</b>	663m	
<b>FIS Assistant Race Director:</b>	STEINER Werner	AUT	<b>Number of Features:</b>	12	
<b>Equipment Controller:</b>	FITZGERALD Joe	CAN	<b>Forerunners</b>		
<b>Chief of Course:</b>	DUGSTAD Tore	NOR	F1 - Brendengen Jensen Julie	NOR	
<b>Assistant Chief of Course:</b>	LEMME Knut	NOR	F2 - Hoie Gjefsen Marte	NOR	
<b>Course Builder:</b>	MATTSSON Lars	SWE	F3 - Wibstad Petter	NOR	
<b>Course Setter:</b>	KROGOLL Peter	FIS			
<b>Video Controller:</b>	ROTERMUND Konrad	USA			
<b>Start Referee:</b>	STEINER Werner	AUT			
<b>Finish Referee:</b>	LIGOCKI Lukasz Piotr	POL			
<b>Results Controller:</b>	MINCEV Tino	BUL			
<b>Weather:</b> Sky clear			<b>Snow Temperature:</b> -7°C / 19.4°F	<b>Temperature - Start:</b> -9°C / 15.8°F	<b>Temperature - Finish:</b> -9°C / 15.8°F

Number of Competitors: 18, Number of NOCs: 17

Rank	Bib	FIS Code	Name	NOC Code	YB	Time	Diff.
<b>QUALIFIED</b>							
1	12	2532975	MOBAERG David	SWE	1999	42.86	
2	5	2532784	RENN Cornel	GER	1998	42.91	0.05
3	1	2532961	HOWDEN Reece	CAN	1998	43.35	0.49
4	13	2532895	MUHLEN Louis	AUS	1998	44.10	1.24
5	17	2533206	VERCAMMEN Xander	BEL	1999	44.14	1.28
6	2	2533148	ILLMAIER Marcel	AUT	1998	44.26	1.40
7	3	2533150	RUEEDI Sascha	SUI	1998	44.32	1.46
8	11	2532097	CRAWFORD Douglas	AUS	1998	44.51	1.65
9	16	2532118	MALM Russell	USA	1998	44.62	1.76
10	6	2533167	LUCATELLI Matteo	FRA	1999	44.65	1.79
11	14	2532396	KNOLLSEISEN Tobias	ITA	1998	44.69	1.83
12	15	2532119	NEGRIN Roberto	CHI	1998	44.74	1.88
13	4	2533164	BAGIN Kirill	RUS	1998	45.22	2.36
14	8	2532111	BOSSHARD HAAVI Mathis	NOR	1998	45.99	3.13
15	10	2533203	NAGY Bence	HUN	1998	46.77	3.91
16	18	2532758	SOTO HERRERA Fernando	MEX	1999	47.28	4.42
<b>NOT QUALIFIED</b>							
17	7	2532184	STROS Luka	SLO	1998	47.38	4.52
18	9	2531409	KAIRAT Olzhas	KAZ	1998	49.11	6.25

**Note:**

If two or more competitors have the same time (tied), then the competitor that started later in the race, will win the tie

**Legend:**

**Diff** Difference      **YB** Year of Birth



## Race Analysis

# SX

Number of Competitors: 18, Number of NOCs: 17

Rank	Bib	Name	NOC Code	Positions			Partials		Difference Time	Average speed Km/h
				Pos	Time	Rank	Pos	Time		
1	12	MOBAERG David	SWE	Int 1:	1.96	(1)	I1-I2:	19.47	(4)	0.00
				Int 2:	21.43	(2)	I2-Fin:	21.43	(1)	0.08
				Fin:	<b>42.86</b>	(1)				0.00
2	5	RENN Cornel	GER	Int 1:	2.07	(5)	I1-I2:	19.28	(1)	0.11
				Int 2:	21.35	(1)	I2-Fin:	21.56	(2)	0.00
				Fin:	<b>42.91</b>	(2)				0.05
3	1	HOWDEN Reece	CAN	Int 1:	2.07	(5)	I1-I2:	19.41	(2)	0.11
				Int 2:	21.48	(3)	I2-Fin:	21.87	(3)	0.13
				Fin:	<b>43.35</b>	(3)				0.49
4	13	MUHLEN Louis	AUS	Int 1:	2.10	(9)	I1-I2:	19.45	(3)	0.14
				Int 2:	21.55	(4)	I2-Fin:	22.55	(12)	0.20
				Fin:	<b>44.10</b>	(4)				1.24
5	17	VERCAMMEN Xander	BEL	Int 1:	2.17	(15)	I1-I2:	19.89	(5)	0.21
				Int 2:	22.06	(7)	I2-Fin:	22.08	(6)	0.71
				Fin:	<b>44.14</b>	(5)				1.28
6	2	ILLMAIER Marcel	AUT	Int 1:	2.09	(7)	I1-I2:	19.93	(6)	0.13
				Int 2:	22.02	(6)	I2-Fin:	22.24	(9)	0.67
				Fin:	<b>44.26</b>	(6)				1.40
7	3	RUEEDI Sascha	SUI	Int 1:	2.05	(4)	I1-I2:	20.17	(8)	0.09
				Int 2:	22.22	(8)	I2-Fin:	22.10	(7)	0.87
				Fin:	<b>44.32</b>	(7)				1.46
8	11	CRAWFORD Douglas	AUS	Int 1:	2.01	(3)	I1-I2:	19.98	(7)	0.05
				Int 2:	21.99	(5)	I2-Fin:	22.52	(11)	0.64
				Fin:	<b>44.51</b>	(8)				1.65
9	16	MALM Russell	USA	Int 1:	2.11	(10)	I1-I2:	20.28	(9)	0.15
				Int 2:	22.39	(10)	I2-Fin:	22.23	(8)	1.04
				Fin:	<b>44.62</b>	(9)				1.76
10	6	LUCATELLI Matteo	FRA	Int 1:	1.99	(2)	I1-I2:	20.34	(10)	0.03
				Int 2:	22.33	(9)	I2-Fin:	22.32	(10)	0.98
				Fin:	<b>44.65</b>	(10)				1.79
11	14	KNOLLSEISEN Tobias	ITA	Int 1:	2.25	(16)	I1-I2:	20.43	(11)	0.29
				Int 2:	22.68	(13)	I2-Fin:	22.01	(4)	1.33
				Fin:	<b>44.69</b>	(11)				1.83
12	15	NEGRIN Roberto	CHI	Int 1:	2.09	(7)	I1-I2:	20.59	(14)	0.13
				Int 2:	22.68	(13)	I2-Fin:	22.06	(5)	1.33
				Fin:	<b>44.74</b>	(12)				1.88
13	4	BAGIN Kirill	RUS	Int 1:	2.11	(10)	I1-I2:	20.52	(13)	0.15
				Int 2:	22.63	(11)	I2-Fin:	22.59	(13)	1.28
				Fin:	<b>45.22</b>	(13)				2.36
14	8	BOSSHARD HAAVI Mathis	NOR	Int 1:	2.15	(13)	I1-I2:	20.49	(12)	0.19
				Int 2:	22.64	(12)	I2-Fin:	23.35	(16)	1.29
				Fin:	<b>45.99</b>	(14)				3.13
15	10	NAGY Bence	HUN	Int 1:	2.33	(17)	I1-I2:	21.85	(18)	0.37
				Int 2:	24.18	(17)	I2-Fin:	22.59	(13)	2.83
				Fin:	<b>46.77</b>	(15)				3.91



## Race Analysis

# SX

Rank	Bib	Name	NOC Code	Positions			Partials		Difference Time	Average speed Km/h	
				Pos	Time	Rank	Pos	Time			Rank
16	18	SOTO HERRERA Fernando	MEX	Int 1:	2.13	(12)	I1-I2:	20.97	(15)	0.17	50.48
				Int 2:	23.10	(15)	I2-Fin:	24.18	(17)	1.75	
				Fin:	<b>47.28</b>	(16)				4.42	
17	7	STROS Luka	SLO	Int 1:	2.59	(18)	I1-I2:	21.82	(17)	0.63	50.38
				Int 2:	24.41	(18)	I2-Fin:	22.97	(15)	3.06	
				Fin:	<b>47.38</b>	(17)				4.52	
18	9	KAIRAT Olzhas	KAZ	Int 1:	2.16	(14)	I1-I2:	21.15	(16)	0.20	48.60
				Int 2:	23.31	(16)	I2-Fin:	25.80	(18)	1.96	
				Fin:	<b>49.11</b>	(18)				6.25	

Intermediate Time Positions: Int. 1 = Intermediate 1

**Legend:**  
**Fin** Finish      **Int** Intermediate      **Pos** Intermediate position



Lillehammer  
**2016**  
Youth Olympic Games



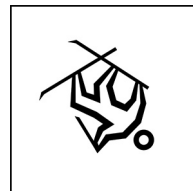
# Results Book



## Freestyle Skiing

Ladies' Ski Halfpipe





## Start List

# HP

Jury			Technical Data		
<b>FIS Technical Delegate:</b>	MINCEV Tino	FIS	<b>Course Name:</b>	Oslo Vinterpark	
<b>Head Judge:</b>	ARNESON Peter	FIS	<b>Halfpipe Length:</b>	170m	
<b>Chief of Competition:</b>	BERNTZEN Paal	NOR	<b>Width from Wall to Wall:</b>	20.5m	
<b>Race Director:</b>	ROTERMUND Konrad	FIS	<b>Halfpipe Inclination:</b>	18°	
<b>Officials</b>			<b>Inner Height of Walls:</b>	6.7m	
<b>Assistant Race Director:</b>			<b>Inclination of Vert:</b>	74°	
<b>Equipment Controller:</b>			<b>Forerunners</b>		
<b>Chief of Halfpipe:</b>	SCHACH Christoffer	NOR	F1 - Hoiby Marius Borg	NOR	
<b>Assistant Chief of Halfpipe:</b>	THORVILDSSEN William	NOR	F2 - Aubert Peder Vilhelm	NOR	
<b>Course Builder:</b>			F3 - Stenmarck Haakon	NOR	
<b>Video Controller:</b>					
<b>Start Referee:</b>	SLOVANICK Matuez	FIS			
<b>Finish Referee:</b>	KUUSELA Janne	FIS			
<b>Results Controller:</b>					
<b>Judge 1:</b>	USTERUD Oliver	FIS			
<b>Judge 2:</b>	ST-CYR LACHANCE Guyaume	FIS			
<b>Judge 3:</b>	AKHTYAMOV Ruslan	FIS			
<b>Judge 4:</b>	IVANOV Ivan	FIS			
<b>Judge 5:</b>	FRISELL Adam	FIS			

Number of Competitors: 6, Number of NOCs: 5

Start Order	Bib	FIS Code	Name	NOC Code	YB	Run	J1	J2	J3	J4	J5	Score	Best Score	Tie	Race Points
1	5	2532670	PRUSAKOVA Lana	RUS	2000	Run 1									
						Run 2									
						Run 3									
2	1	2531827	WILSON Mackenzie	CAN	1999	Run 1									
						Run 2									
						Run 3									
3	3	2531492	ROWLANDS Madison	GBR	2000	Run 1									
						Run 2									
						Run 3									
4	4	2531872	RUBOCKI Nikita	USA	1999	Run 1									
						Run 2									
						Run 3									
5	2	2532238	COOPER Paula	USA	1999	Run 1									
						Run 2									
						Run 3									
6	6	2532452	WOLF Lara	AUT	2000	Run 1									
						Run 2									
						Run 3									

**Legend:**

J Judge YB Year of Birth



Results

HP

Jury				Technical Data					
FIS Technical Delegate:	MINCEV Tino	FIS		Course Name:	Oslo Vinterpark				
Head Judge:	ARNESON Peter	FIS		Halfpipe Length:	170m				
Chief of Competition:	BERNTZEN Paal	NOR		Width from Wall to Wall:	20.5m				
Race Director:	ROTERMUND Konrad	FIS		Halfpipe Inclination:	18°				
<b>Officials</b>				Inner Height of Walls:	6.7m				
Assistant Race Director:				Inclination of Vert:	74°				
Equipment Controller:				<b>Forerunners</b>					
Chief of Halfpipe:	SCHACH Christoffer	NOR		F1 - Hoiby Marius Borg	NOR				
Assistant Chief of Halfpipe:	THORVILDTSEN William	NOR		F2 - Aubert Peder Vilhelm	NOR				
Course Builder:				F3 - Stenmarck Haakon	NOR				
Video Controller:									
Start Referee:	SLOVANICK Matuez	FIS							
Finish Referee:	KUUSELA Janne	FIS							
Results Controller:									
Judge 1:	USTERUD Oliver	FIS							
Judge 2:	ST-CYR LACHANCE Guyaume	FIS							
Judge 3:	AKHTYAMOV Ruslan	FIS							
Judge 4:	IVANOV Ivan	FIS							
Judge 5:	FRISELL Adam	FIS							
Weather: Sunny				Snow Temperature: -4°C / 24.8°F		Temperature - Start: -7°C / 19.4°F		Temperature - Finish: -7°C / 19.4°F	

Number of Competitors: 6, Number of NOCs: 5

Rank	Bib	FIS Code	Name	NOC Code	YB	Run	J1	J2	J3	J4	J5	Score	Best Score	Race Points
1	3	2531492	ROWLANDS Madison	GBR	2000	Run 1	82	82	83	85	84	83.20	88.60	140.00
						Run 2	86	89	89	90	89	88.60		
						Run 3	41	41	42	41	43	41.60		
2	2	2532238	COOPER Paula	USA	1999	Run 1	71	71	75	75	71	72.60	79.00	112.00
						Run 2	78	80	78	80	79	79.00		
						Run 3	38	37	30	30	37	34.40		
3	6	2532452	WOLF Lara	AUT	2000	Run 1	48	45	47	45	45	46.00	74.20	84.00
						Run 2	64	65	65	68	65	65.40		
						Run 3	74	75	72	76	74	74.20		
4	4	2531872	RUBOCKI Nikita	USA	1999	Run 1	69	67	68	70	68	68.40	70.20	70.00
						Run 2	70	69	70	73	69	70.20		
						Run 3	58	58	65	56	57	58.80		
5	1	2531827	WILSON Mackenzie	CAN	1999	Run 1	62	63	60	65	61	62.20	62.20	63.00
						Run 2	60	62	59	60	59	60.00		
						Run 3	55	50	52	56	54	53.40		
6	5	2532670	PRUSAKOVA Lana	RUS	2000	Run 1	52	54	50	53	53	52.40	55.60	56.00
						Run 2	54	59	55	55	55	55.60		
						Run 3	49	48	50	50	49	49.20		

Legend:

J Judge YB Year of Birth

Lillehammer  
**2016**  
Youth Olympic Games



YOG  
DNA



# Results Book



## Freestyle Skiing

Men's Ski Halfpipe





## Start List

# HP

Jury			Technical Data		
<b>FIS Technical Delegate:</b>	MINCEV Tino	FIS	<b>Course Name:</b>	Oslo Vinterpark	
<b>Head Judge:</b>	ARNESON Peter	FIS	<b>Halfpipe Length:</b>	170m	
<b>Chief of Competition:</b>	BERNTZEN Paal	NOR	<b>Width from Wall to Wall:</b>	20.5m	
<b>Race Director:</b>	ROTERMUND Konrad	FIS	<b>Halfpipe Inclination:</b>	18°	
<b>Officials</b>			<b>Inner Height of Walls:</b>	6.7m	
<b>Assistant Race Director:</b>			<b>Inclination of Vert:</b>	74°	
<b>Equipment Controller:</b>			<b>Forerunners</b>		
<b>Chief of Halfpipe:</b>	SCHACH Christoffer	NOR	F1 - Høyby Marius Borg	NOR	
<b>Assistant Chief of Halfpipe:</b>	THORVILDSSEN William	NOR	F2 - Aubert Peder Vilhelm	NOR	
<b>Course Builder:</b>			F3 - Stenmarck Haakon	NOR	
<b>Video Controller:</b>					
<b>Start Referee:</b>	SLOVANICK Matuez	FIS			
<b>Finish Referee:</b>	KUUSELA Janne	FIS			
<b>Results Controller:</b>					
<b>Judge 1:</b>	USTERUD Oliver	FIS			
<b>Judge 2:</b>	ST-CYR LACHANCE Guyaume	FIS			
<b>Judge 3:</b>	AKHTYAMOV Ruslan	FIS			
<b>Judge 4:</b>	IVANOV Ivan	FIS			
<b>Judge 5:</b>	FRISELL Adam	FIS			

Number of Competitors: 11, Number of NOCs: 10

Start Order	Bib	FIS Code	Name	NOC Code	YB	Run	J1	J2	J3	J4	J5	Score	Best Score	Tie	Race Points
1	4	2532431	GROB Mario	SUI	1999	Run 1									
						Run 2									
						Run 3									
2	11	2529349	BLAZON Maksimiljan	SLO	1998	Run 1									
						Run 2									
						Run 3									
3	7	2532005	WADDELL Cameron	AUS	1999	Run 1									
						Run 2									
						Run 3									
4	8	2532061	LEE Kang-Bok	KOR	2000	Run 1									
						Run 2									
						Run 3									
5	1	2529866	LADNER Marco	AUT	1998	Run 1									
						Run 2									
						Run 3									
6	6	2531469	MARINEAU Evan	CAN	1998	Run 1									
						Run 2									
						Run 3									
7	5	2530380	GALAIKO Vladimir	RUS	1999	Run 1									
						Run 2									
						Run 3									
8	2	2531521	IRVING Birk	USA	1999	Run 1									
						Run 2									
						Run 3									
9	9	2532249	HALL Alexander	USA	1998	Run 1									
						Run 2									
						Run 3									
10	10	2532262	SUNDE ANDREASSEN Trym	NOR	2000	Run 1									
						Run 2									
						Run 3									



Start List

**HP**

Start Order	Bib	FIS Code	Name	NOC Code	YB	Run	J1	J2	J3	J4	J5	Score	Best Score	Tie	Race Points
11	3	2531648	<b>BILOUS Finn</b>	NZL	1999	Run 1									
						Run 2									
						Run 3									

**Legend:**

**J** Judge                      **YB** Year of Birth



SUN 14 FEB 2016

Start Time 15:33

## Results

# HP

Jury				Technical Data			
FIS Technical Delegate:	MINCEV Tino	FIS		Course Name:	Oslo Vinterpark		
Head Judge:	ARNESON Peter	FIS		Halfpipe Length:	170m		
Chief of Competition:	BERNTZEN Paal	NOR		Width from Wall to Wall:	20.5m		
Race Director:	ROTERMUND Konrad	FIS		Halfpipe Inclination:	18°		
<b>Officials</b>				Inner Height of Walls:	6.7m		
Assistant Race Director:				Inclination of Vert:	74°		
Equipment Controller:				<b>Forerunners</b>			
Chief of Halfpipe:	SCHACH Christoffer	NOR		F1 - Høyby Marius Borg	NOR		
Assistant Chief of Halfpipe:	THORVILDSEN William	NOR		F2 - Aubert Peder Vilhelm	NOR		
Course Builder:				F3 - Stenmarck Haakon	NOR		
Video Controller:							
Start Referee:	SLOVANICK Matuez	FIS					
Finish Referee:	KUUSELA Janne	FIS					
Results Controller:							
Judge 1:	USTERUD Oliver	FIS					
Judge 2:	ST-CYR LACHANCE Guyaume	FIS					
Judge 3:	AKHTYAMOV Ruslan	FIS					
Judge 4:	IVANOV Ivan	FIS					
Judge 5:	FRISELL Adam	FIS					
Weather: Partly cloudy		Snow Temperature: -4°C / 24.8°F		Temperature - Start: -7°C / 19.4°F		Temperature - Finish: -7°C / 19.4°F	

Number of Competitors: 11, Number of NOCs: 10

Rank	Bib	FIS Code	Name	NOC Code	YB	Run	J1	J2	J3	J4	J5	Score	Best Score	Race Points
1	2	2531521	IRVING Birk	USA	1999	Run 1	85	84	85	85	85	84.80	93.00	160.00
						Run 2	92	93	93	93	94	93.00		
						Run 3						DNS		
2	3	2531648	BILOUS Finn	NZL	1999	Run 1	90	88	90	90	90	89.60	92.20	128.00
						Run 2	91	90	91	91	91	90.80		
						Run 3	91	92	94	92	92	92.20		
3	10	2532262	SUNDE ANDREASSEN Trym	NOR	2000	Run 1	80	80	82	80	79	80.20	80.20	96.00
						Run 2	30	30	30	30	30	30.00		
						Run 3	52	57	50	51	52	52.40		
4	9	2532249	HALL Alexander	USA	1998	Run 1	76	76	78	75	74	75.80	78.00	80.00
						Run 2	9	11	15	15	11	12.20		
						Run 3	78	79	79	77	77	78.00		
5	1	2529866	LADNER Marco	AUT	1998	Run 1	43	42	42	40	42	41.80	67.60	72.00
						Run 2	42	44	43	45	44	43.60		
						Run 3	69	69	65	65	70	67.60		
6	4	2532431	GROB Mario	SUI	1999	Run 1	52	51	51	55	49	51.60	64.00	64.00
						Run 2	65	65	62	63	65	64.00		
						Run 3	40	31	36	34	35	35.20		
7	6	2531469	MARINEAU Evan	CAN	1998	Run 1	59	60	60	60	58	59.40	59.40	57.60
						Run 2	15	19	19	20	15	17.60		
						Run 3	24	23	26	25	23	24.20		
8	5	2530380	GALAIKO Vladimir	RUS	1999	Run 1	47	49	48	50	47	48.20	55.40	51.20
						Run 2	29	28	24	27	29	27.40		
						Run 3	55	56	55	56	55	55.40		
9	7	2532005	WADDELL Cameron	AUS	1999	Run 1	45	45	45	49	45	45.80	45.80	46.40
						Run 2	27	27	28	28	28	27.60		
						Run 3	13	18	20	21	19	18.20		
10	8	2532061	LEE Kang-Bok	KOR	2000	Run 1	39	36	38	35	39	37.40	37.40	41.60
						Run 2	37	33	36	33	37	35.20		
						Run 3	8	10	10	10	10	9.60		



Results

**HP**

Rank	Bib	FIS Code	Name	NOC Code	YB	Run	J1	J2	J3	J4	J5	Score	Best Score	Race Points
11	11	2529349	<b>BLAZON Maksimiljan</b>	SLO	1998	Run 1	32	32	33	31	34	32.40	<b>34.00</b>	
						Run 2	32	34	31	32	33	32.40		
						<b>Run 3</b>	33	35	34	33	35	<b>34.00</b>		

**Legend:**

**DNS** Did Not Start      **J** Judge      **YB** Year of Birth



Lillehammer  
**2016**  
Youth Olympic Games



# Results Book



## Freestyle Skiing

Ladies' Ski Slopestyle





## Start List

# SS

Jury			Technical Data		
<b>FIS Technical Delegate:</b>	MINCEV Tino	BUL	<b>Course Name:</b>	Freeparken Slopestyle	
<b>Head Judge:</b>	ARNESON Peter	USA	<b>Start Altitude:</b>	764m	
<b>Chief of Competition:</b>	BERG-JOHNSON Espen	NOR	<b>Finish Altitude:</b>	654m	
Officials			<b>Vertical Drop:</b>	110m	
<b>Race Director:</b>	ROTERMUND Konrad	FIS	<b>Course Length:</b>	520m	
<b>Chief of Course:</b>	FINNSVEEN LARSEN Petter	NOR	<b>Number of Jump Features:</b>	3	
<b>Course Builder:</b>	STEINSLIEN Henrik Endre	NOR	<b>Number of Jibbing Features:</b>	3	
<b>Start Referee:</b>	STANOVNIK Matevz	SLO	Forerunners		
<b>Finish Referee:</b>	KUUSELA Janne	FIN	F1 - Holtet Eivind	NOR	
<b>Judge 1:</b>	USTERUD Oliver	NOR	F2 - Wahlquist Mats	NOR	
<b>Judge 2:</b>	AKHTYAMOV Ruslan	RUS	F3 - Johansen Marina	NOR	
<b>Judge 3:</b>	ST-CYR LACHANCE Guyaume	CAN	F4 - Ros Elvira Marie	NOR	
<b>Judge 4:</b>	FRISELL Adam	SWE			
<b>Judge 5:</b>	IVANOV Ivan	BUL			

Number of Competitors: 10, Number of NOCs: 10

Start Order	Bib	FIS Code	Name	NOC Code	YB	Run	J1	J2	J3	J4	J5	Score	Best Score	Tie	Race Points
1	8	2532311	BARIN Lou	FRA	1999	Run 1									
						Run 2									
2	4	2532430	INSAM Sophia	ITA	1999	Run 1									
						Run 2									
3	5	2532733	KARAVA Anni	FIN	2000	Run 1									
						Run 2									
4	9	2532132	VILLALONGA Esmeralda	ARG	1998	Run 1									
						Run 2									
5	7	2532670	PRUSAKOVA Lana	RUS	2000	Run 1									
						Run 2									
6	6	2531872	RUBOCKI Nikita	USA	1999	Run 1									
						Run 2									
7	10	2532209	GREMAUD Mathilde	SUI	2000	Run 1									
						Run 2									
8	3	2531492	ROWLANDS Madison	GBR	2000	Run 1									
						Run 2									
9	2	2532362	JOHANSEN Tora	NOR	1998	Run 1									
						Run 2									
10	1	2532452	WOLF Lara	AUT	2000	Run 1									
						Run 2									

**Legend:**

J Judge YB Year of Birth



## Results

# SS

Jury			Technical Data		
<b>FIS Technical Delegate:</b>	MINCEV Tino	BUL	<b>Course Name:</b>	Freeparken Slopestyle	
<b>Head Judge:</b>	ARNESON Peter	USA	<b>Start Altitude:</b>	764m	
<b>Chief of Competition:</b>	BERG-JOHNSON Espen	NOR	<b>Finish Altitude:</b>	654m	
Officials			<b>Vertical Drop:</b>	110m	
<b>Race Director:</b>	ROTERMUND Konrad	FIS	<b>Course Length:</b>	520m	
<b>Chief of Course:</b>	FINNSVEEN LARSEN Petter	NOR	<b>Number of Jump Features:</b>	3	
<b>Course Builder:</b>	STEINSLIEN Henrik Endre	NOR	<b>Number of Jibbing Features:</b>	3	
<b>Start Referee:</b>	STANOVNIK Matevz	SLO	Forerunners		
<b>Finish Referee:</b>	KUUSELA Janne	FIN	F1 - Holtet Eivind	NOR	
<b>Judge 1:</b>	USTERUD Oliver	NOR	F2 - Wahlquist Mats	NOR	
<b>Judge 2:</b>	AKHTYAMOV Ruslan	RUS	F3 - Johansen Marina	NOR	
<b>Judge 3:</b>	ST-CYR LACHANCE Guyaume	CAN	F4 - Ros Elvira Marie	NOR	
<b>Judge 4:</b>	FRISELL Adam	SWE			
<b>Judge 5:</b>	IVANOV Ivan	BUL			
<b>Weather:</b> Cloudy	<b>Snow Temperature:</b> -7°C / 19.4°F		<b>Temperature - Start:</b> -7°C / 19.4°F	<b>Temperature - Finish:</b> -7°C / 19.4°F	

Number of Competitors: 10, Number of NOCs: 10

Rank	Bib	FIS Code	Name	NOC Code	YB	Run	J1	J2	J3	J4	J5	Score	Best Score	Race Points
1	7	2532670	PRUSAKOVA Lana	RUS	2000	Run 1	80	78	77	75	75	<b>77.00</b>	<b>77.00</b>	140.00
						Run 2	15	20	25	24	24	21.60		
2	8	2532311	BARIN Lou	FRA	1999	Run 1	64	65	67	69	65	66.00	<b>72.80</b>	112.00
						Run 2	74	70	74	73	73	<b>72.80</b>		
3	3	2531492	ROWLANDS Madison	GBR	2000	Run 1	69	68	69	65	65	67.20	<b>67.80</b>	84.00
						Run 2	70	69	70	67	63	<b>67.80</b>		
4	1	2532452	WOLF Lara	AUT	2000	Run 1	61	59	64	62	61	61.40	<b>62.80</b>	70.00
						Run 2	62	62	65	63	62	<b>62.80</b>		
5	5	2532733	KARAVA Anni	FIN	2000	Run 1	59	58	61	60	60	59.60	<b>61.20</b>	63.00
						Run 2	60	61	63	61	61	<b>61.20</b>		
6	10	2532209	GREMAUD Mathilde	SUI	2000	Run 1	57	60	59	58	57	<b>58.20</b>	<b>58.20</b>	56.00
						Run 2	14	10	16	14	10	12.80		
7	9	2532132	VILLALONGA Esmeralda	ARG	1998	Run 1	55	55	57	55	55	<b>55.40</b>	<b>55.40</b>	50.40
						Run 2	53	53	53	50	54	52.60		
8	6	2531872	RUBOCKI Nikita	USA	1999	Run 1	51	50	52	50	50	<b>50.60</b>	<b>50.60</b>	44.80
						Run 2	44	40	41	41	41	41.40		
9	4	2532430	INSAM Sophia	ITA	1999	Run 1	16	18	18	19	20	18.20	<b>47.20</b>	40.60
						Run 2	49	47	48	47	45	<b>47.20</b>		
10	2	2532362	JOHANSEN Tora	NOR	1998	Run 1	42	39	45	42	40	<b>41.60</b>	<b>41.60</b>	
						Run 2	40	41	41	41	44	41.40		

**Legend:**

J Judge YB Year of Birth

Lillehammer  
**2016**  
Youth Olympic Games



YOG  
DNA



# Results Book



## Freestyle Skiing

Men's Ski Slopestyle





## Start List

# SS

Jury			Technical Data		
<b>FIS Technical Delegate:</b>	MINCEV Tino	BUL	<b>Course Name:</b>	Freeparken Slopestyle	
<b>Head Judge:</b>	ARNESON Peter	USA	<b>Start Altitude:</b>	764m	
<b>Chief of Competition:</b>	BERG-JOHNSON Espen	NOR	<b>Finish Altitude:</b>	654m	
<b>Officials</b>			<b>Vertical Drop:</b>	110m	
<b>Race Director:</b>	ROTERMUND Konrad	FIS	<b>Course Length:</b>	520m	
<b>Chief of Course:</b>	FINNSVEEN LARSEN Petter	NOR	<b>Number of Jump Features:</b>	3	
<b>Course Builder:</b>	STEINSLIEN Henrik Endre	NOR	<b>Number of Jibbing Features:</b>	3	
<b>Start Referee:</b>	STANOVNIK Matevz	SLO	<b>Forerunners</b>		
<b>Finish Referee:</b>	KUUSELA Janne	FIN	F1 - Holtet Eivind	NOR	
<b>Judge 1:</b>	USTERUD Oliver	NOR	F2 - Wahlquist Mats	NOR	
<b>Judge 2:</b>	AKHTYAMOV Ruslan	RUS	F3 - Johansen Marina	NOR	
<b>Judge 3:</b>	ST-CYR LACHANCE Guyaume	CAN	F4 - Ros Elvira Marie	NOR	
<b>Judge 4:</b>	FRISELL Adam	SWE			
<b>Judge 5:</b>	IVANOV Ivan	BUL			

Number of Competitors: 19, Number of NOCs: 14

Start Order	Bib	FIS Code	Name	NOC Code	YB	Run	J1	J2	J3	J4	J5	Score	Best Score	Tie	Race Points
1	5	2531521	IRVING Birk	USA	1999	Run 1									
						Run 2									
2	12	2532061	LEE Kang-Bok	KOR	2000	Run 1									
						Run 2									
3	15	2529866	LADNER Marco	AUT	1998	Run 1									
						Run 2									
4	11	2531968	NEUHAUSER Moritz	GER	1998	Run 1									
						Run 2									
5	9	2531106	GRANBOM Emil	SWE	1998	Run 1									
						Run 2									
6	19	2532583	GARCES Benjamin	CHI	1998	Run 1									
						Run 2									
7	17	2533130	SIPOLA Joonas	FIN	2000	Run 1									
						Run 2									
8	6	2531648	BILOUS Finn	NZL	1999	Run 1									
						Run 2									
9	7	2531789	MALL Max	AUT	1998	Run 1									
						Run 2									
10	1	2528950	WELLS Jackson	NZL	1998	Run 1									
						Run 2									
11	3	2532989	WILI Colin	SUI	1998	Run 1									
						Run 2									
12	10	2531922	SANDIESON Cal	GBR	1998	Run 1									
						Run 2									
13	2	2532704	RUUD Birk	NOR	2000	Run 1									
						Run 2									
14	14	2532431	GROB Mario	SUI	1999	Run 1									
						Run 2									
15	13	2530306	COLLOMB PATTON Theo	FRA	1998	Run 1									
						Run 2									
16	18	2529349	BLAZON Maksimiljan	SLO	1998	Run 1									
						Run 2									
17	8	2532262	SUNDE ANDREASSEN Trym	NOR	2000	Run 1									
						Run 2									



Start List

**SS**

Start Order	Bib	FIS Code	Name	NOC Code	YB	Run	J1	J2	J3	J4	J5	Score	Best Score	Tie	Race Points
18	16	2532005	WADDELL Cameron	AUS	1999	Run 1									
						Run 2									
19	4	2532249	HALL Alexander	USA	1998	Run 1									
						Run 2									

Legend:

J Judge YB Year of Birth



## Results

# SS

Jury			Technical Data		
<b>FIS Technical Delegate:</b>	MINCEV Tino	BUL	<b>Course Name:</b>	Freeparken Slopestyle	
<b>Head Judge:</b>	ARNESON Peter	USA	<b>Start Altitude:</b>	764m	
<b>Chief of Competition:</b>	BERG-JOHNSON Espen	NOR	<b>Finish Altitude:</b>	654m	
<b>Officials</b>			<b>Vertical Drop:</b>	110m	
<b>Race Director:</b>	ROTERMUND Konrad	FIS	<b>Course Length:</b>	520m	
<b>Chief of Course:</b>	FINNSVEEN LARSEN Petter	NOR	<b>Number of Jump Features:</b>	3	
<b>Course Builder:</b>	STEINSLIEN Henrik Endre	NOR	<b>Number of Jibbing Features:</b>	3	
<b>Start Referee:</b>	STANOVNIK Matevz	SLO	<b>Forerunners</b>		
<b>Finish Referee:</b>	KUUSELA Janne	FIN	F1 - Holtet Eivind	NOR	
<b>Judge 1:</b>	USTERUD Oliver	NOR	F2 - Wahlquist Mats	NOR	
<b>Judge 2:</b>	AKHTYAMOV Ruslan	RUS	F3 - Johansen Marina	NOR	
<b>Judge 3:</b>	ST-CYR LACHANCE Guyaume	CAN	F4 - Ros Elvira Marie	NOR	
<b>Judge 4:</b>	FRISELL Adam	SWE			
<b>Judge 5:</b>	IVANOV Ivan	BUL			
<b>Weather:</b> Cloudy			<b>Snow Temperature:</b> -7°C / 19.4°F		<b>Temperature - Start:</b> -7°C / 19.4°F
					<b>Temperature - Finish:</b> -7°C / 19.4°F

Number of Competitors: 19, Number of NOCs: 14

Rank	Bib	FIS Code	Name	NOC Code	YB	Run	J1	J2	J3	J4	J5	Score	Best Score	Race Points
1	2	2532704	RUUD Birk	NOR	2000	Run 1	88	90	89	89	90	89.20	89.20	110.00
						Run 2	58	59	55	58	59	57.80		
2	4	2532249	HALL Alexander	USA	1998	Run 1	81	84	84	82	85	83.20	87.40	88.00
						Run 2	87	88	88	86	88	87.40		
3	6	2531648	BILOUS Finn	NZL	1999	Run 1	85	86	86	85	88	86.00	86.00	66.00
						Run 2	62	61	61	61	61	61.20		
4	10	2531922	SANDIESON Cal	GBR	1998	Run 1	73	72	74	72	73	72.80	81.00	55.00
						Run 2	80	79	82	81	83	81.00		
5	8	2532262	SUNDE ANDREASSEN Trym	NOR	2000	Run 1	79	80	80	80	80	79.80	79.80	49.50
						Run 2	39	38	40	43	39	39.80		
6	1	2528950	WELLS Jackson	NZL	1998	Run 1	64	58	60	63	62	61.40	79.00	44.00
						Run 2	79	79	79	79	79	79.00		
7	7	2531789	MALL Max	AUT	1998	Run 1	68	69	69	68	65	67.80	78.00	39.60
						Run 2	78	78	78	78	78	78.00		
8	9	2531106	GRANBOM Emil	SWE	1998	Run 1	77	78	78	77	79	77.80	77.80	35.20
						Run 2	16	22	16	18	16	17.60		
9	13	2530306	COLLOMB PATTON Theo	FRA	1998	Run 1	47	46	46	45	45	45.80	73.20	31.90
						Run 2	74	71	75	75	71	73.20		
10	17	2533130	SIPOLA Joonas	FIN	2000	Run 1	48	47	49	47	48	47.80	63.00	28.60
						Run 2	65	60	63	64	63	63.00		
11	3	2532989	WILI Colin	SUI	1998	Run 1	60	57	58	58	59	58.40	61.40	26.40
						Run 2	62	59	59	60	67	61.40		
12	11	2531968	NEUHAUSER Moritz	GER	1998	Run 1	8	9	8	8	10	8.60	56.20	24.20
						Run 2	57	56	57	56	55	56.20		
13	16	2532005	WADDELL Cameron	AUS	1999	Run 1	55	53	55	55	53	54.20	55.80	22.00
						Run 2	57	54	57	56	55	55.80		
14	19	2532583	GARCES Benjamin	CHI	1998	Run 1	19	19	22	22	18	20.00	52.60	19.80
						Run 2	54	51	53	53	52	52.60		
15	15	2529866	LADNER Marco	AUT	1998	Run 1	53	50	51	52	51	51.40	51.40	17.60
						Run 2	15	16	15	14	11	14.20		
16	18	2529349	BLAZON Maksimiljan	SLO	1998	Run 1	49	48	52	50	52	50.20	50.20	16.50
						Run 2	46	46	50	49	48	47.80		



## Results

# SS

Rank	Bib	FIS Code	Name	NOC Code	YB	Run	J1	J2	J3	J4	J5	Score	Best Score	Race Points
17	14	2532431	GROB Mario	SUI	1999	Run 1	44	42	43	44	41	42.80	45.20	15.40
						Run 2	46	45	44	48	43	45.20		
18	12	2532061	LEE Kang-Bok	KOR	2000	Run 1	12	15	10	11	12	12.00	12.00	
						Run 2	11	10	10	13	13	11.40		
	5	2531521	IRVING Birk	USA	1999	Run 1						DNS	DNS	
						Run 2						DNS		

**Legend:**

**DNS** Did Not Start      **J** Judge      **YB** Year of Birth





Item: 1

### Schedule change for all Slopestyle events

**Summary:**

All Slopestyle events will take place on Friday 19th February

**Details:**

Due to weather forecasts for Saturday with heavy wind and snowfall, all Ski and Snowboard Slopestyle events originally scheduled for Saturday 20 February will take place on Friday 19 February.

Due to combining all competition and training sessions in one day, the timing of each session has changed.

Issued by: Tino Mincev  
 Time: 10:55  
 Date: 18 FEB 2016

This decision affects: Results  
 Schedule  
 Other

X