


Lillehammer
2016
Youth Olympic Games




Results Book



Bobsleigh

	Bobsleigh	1
1	Table of Contents	2
2	Medallists by Event	3
3	Men's Monobob	4
3.1	Medallists	5
3.2	Monobob	6
3.2.1	Start List - Heat 1	6
3.2.2	Start List - Heat 2	7
3.2.3	Results - After Heat 1	8
3.2.4	Official Results	9
3.3	Official Training	11
3.3.1	Results - Session 1	11
3.3.2	Results - Session 2	12
3.3.3	Results - Session 3	13
4	Women's Monobob	14
4.1	Medallists	15
4.2	Monobob	16
4.2.1	Start List - Heat 1	16
4.2.2	Start List - Heat 2	17
4.2.3	Results - After Heat 1	18
4.2.4	Official Results	19
4.3	Official Training	21
4.3.1	Results - Session 1	21
4.3.2	Results - Session 2	22
4.3.3	Results - Session 3	23



Medallists by Event

As of SAT 20 FEB 2016 at 16:48


Event	Date	Medal	Name	NOC Code
Men's Monobob	SAT 20 FEB	GOLD	JANNUSCH Jonas	GER
		SILVER	IVANOV Maksim	RUS
		BRONZE	OLSEN Kristian	NOR
Women's Monobob	SAT 20 FEB	GOLD	NOLTE Laura	GER
		SILVER	SCHULTE Mercedes	AUT
		BRONZE	PURCHALL Kelsea	GBR

Lillehammer
2016
Youth Olympic Games



YOG
DNA


Results Book



Bobsleigh

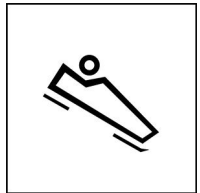
Men's Monobob


OMEGA



Medallists

Medal	Name	NOC
GOLD	JANNUSCH Jonas	GER - Germany
SILVER	IVANOV Maksim	RUS - Russian Federation
BRONZE	OLSEN Kristian	NOR - Norway




SAT 20 FEB 2016
Start Time 14:00

Start List

Start Order	Sled No.	Name	NOC Code	Remarks
1	14	JOHNSTON George	GBR	
2	6	TENTEA Mihai Cristian	ROU	
3	7	LINHARES Marley	BRA	
4	1	IVANOV Maksim	RUS	
5	9	SCHNEIDER Marius	SUI	
6	3	JANNUSCH Jonas	GER	
7	8	KIM Sangmin	KOR	
8	11	REID Parker	CAN	
9	12	OSPELT Gabriel	LIE	
10	5	BEACH Samuel	USA	
11	2	OLSEN Kristian	NOR	
12	13	PICHLER Leonhard	AUT	
13	15	MAYHEW Daniel	JAM	
14	4	CIERNIK Jakub	SVK	
15	10	SOUTO OTERO Martin	ESP	

Legend:			
Int.	Intermediate time	No.	Number
		Rk	Rank



Start List

Start Order	Sled No.	Name	NOC Code	Start Time	Time	Total	Rk	Remarks
1	1	SOUTO OTERO Martin	ESP	5.89	59.31	59.31 +2.38	15	
2	3	BEACH Samuel	USA	5.94	59.02	59.02 +2.09	14	
3	14	MAYHEW Daniel	JAM	5.67	58.85	58.85 +1.92	13	
4	6	CIERNIK Jakub	SVK	5.84	58.37	58.37 +1.44	12	
5	2	REID Parker	CAN	6.05	58.29	58.29 +1.36	11	
6	9	PICHLER Leonhard	AUT	5.63	58.13	58.13 +1.20	10	
7	12	KIM Sangmin	KOR	5.62	58.02	58.02 +1.09	9	
8	7	LINHARES Marley	BRA	5.50	57.86	57.86 +0.93	8	
9	8	OSPELT Gabriel	LIE	5.63	57.84	57.84 +0.91	7	
10	13	SCHNEIDER Marius	SUI	5.49	57.53	57.53 +0.60	6	
11	11	OLSEN Kristian	NOR	5.55	57.43	57.43 +0.50	5	
12	4	TENEA Mihai Cristian	ROU	5.43	57.42	57.42 +0.49	4	
13	15	JOHNSTON George	GBR	5.49	57.31	57.31 +0.38	3	
14	5	JANNUSCH Jonas	GER	5.47	57.15	57.15 +0.22	2	
15	10	IVANOV Maksim	RUS	5.52	56.93	56.93 0.00	1	

Legend:

Int. Intermediate time **No.** Number **Rk** Rank



Results - After Heat 1

Rk	Sled No.	Name	NOC Code	Start Time	Rk	Int. 1 Rk	Int. 2 Rk	Int. 3 Rk	Int. 4 Rk	Finish Time	Rk	Time Behind	Speed km/h	mph				
1	1	IVANOV Maksim	RUS	5.52	6	19.84	4	29.41	3	37.26	3	47.83	1	56.93	1	0.00	112.1	69.6
										Total:	56.93							
2	3	JANNUSCH Jonas	GER	5.47	2	19.76	2	29.33	1	37.21	1	47.89	2	57.15	2	+0.22	110.7	68.8
										Total:	57.15							
3	14	JOHNSTON George	GBR	5.49	=3	19.91	6	29.55	6	37.45	5	48.07	4	57.31	3	+0.38	111.3	69.1
										Total:	57.31							
4	6	TENTEA Mihai Cristian	ROU	5.43	1	19.73	1	29.34	2	37.24	2	48.00	3	57.42	4	+0.49	108.8	67.6
										Total:	57.42							
5	2	OLSEN Kristian	NOR	5.55	7	19.92	7	29.57	7	37.50	6	48.15	=5	57.43	5	+0.50	111.1	69.0
										Total:	57.43							
6	9	SCHNEIDER Marius	SUI	5.49	=3	19.83	3	29.47	4	37.39	4	48.15	=5	57.53	6	+0.60	109.8	68.2
										Total:	57.53							
7	12	OSPELT Gabriel	LIE	5.63	=9	20.03	8	29.71	8	37.64	8	48.41	8	57.84	7	+0.91	109.2	67.8
										Total:	57.84							
8	7	LINHARES Marley	BRA	5.50	5	19.85	5	29.54	5	37.52	7	48.33	7	57.86	8	+0.93	108.4	67.4
										Total:	57.86							
9	8	KIM Sangmin	KOR	5.62	8	20.07	10	29.74	9	37.71	9	48.51	9	58.02	9	+1.09	108.8	67.6
										Total:	58.02							
10	13	PICHLER Leonhard	AUT	5.63	=9	20.05	9	29.75	10	37.72	10	48.54	10	58.13	10	+1.20	108.7	67.5
										Total:	58.13							
11	11	REID Parker	CAN	6.05	15	20.65	15	30.33	13	38.30	13	49.01	11	58.29	11	+1.36	110.8	68.8
										Total:	58.29							
12	4	CIERNIK Jakub	SVK	5.84	12	20.47	12	30.29	12	38.28	12	49.02	12	58.37	12	+1.44	110.5	68.6
										Total:	58.37							
13	15	MAYHEW Daniel	JAM	5.67	11	20.14	11	29.89	11	37.99	11	49.06	13	58.85	13	+1.92	106.2	66.0
										Total:	58.85							
14	5	BEACH Samuel	USA	5.94	14	20.60	14	30.35	14	38.45	14	49.40	14	59.02	14	+2.09	107.3	66.6
										Total:	59.02							
15	10	SOUTO OTERO Martin	ESP	5.89	13	20.51	13	30.40	15	38.55	15	49.59	15	59.31	15	+2.38	106.4	66.1
										Total:	59.31							

Legend:

= Equal sign indicates that two or more teams share the same rank

Int. Intermediate time **No.** Number **Rec** Record **Rk** Rank



Official Results

Rk	Sled No.	Name	NOC Code	Start Time	Rk	Int. 1 Rk	Int. 2 Rk	Int. 3 Rk	Int. 4 Rk	Finish Time	Rk	Time Behind	Speed km/h	mph				
1	5	JANNUSCH Jonas	GER	5.47	2	19.76	2	29.33	1	37.21	1	47.89	2	57.15	2	+0.22	110.7	68.8
				5.48	=2	19.79	2	29.41	2	37.31	3	47.93	3	57.14	2	+0.04	111.3	69.2
				Total: 1:54.29 0.00														
2	10	IVANOV Maksim	RUS	5.52	6	19.84	4	29.41	3	37.26	3	47.83	1	56.93	1	0.00	112.1	69.6
				5.52	5	19.87	3	29.56	6	37.54	6	48.25	5	57.51	5	+0.41	110.6	68.7
				Total: 1:54.44 +0.15														
3	11	OLSEN Kristian	NOR	5.55	7	19.92	7	29.57	7	37.50	6	48.15	=5	57.43	5	+0.50	111.1	69.0
				5.55	6	19.90	5	29.45	3	37.27	2	47.86	1	57.10	1	0.00	111.9	69.5
				Total: 1:54.53 +0.24														
4	4	TENEA Mihai Cristian	ROU	5.43	1	19.73	1	29.34	2	37.24	2	48.00	3	57.42	4	+0.49	108.8	67.6
				5.43	1	19.72	1	29.30	1	37.18	1	47.87	2	57.20	3	+0.10	110.1	68.4
				Total: 1:54.62 +0.33														
5	13	SCHNEIDER Marius	SUI	5.49	=3	19.83	3	29.47	4	37.39	4	48.15	=5	57.53	6	+0.60	109.8	68.2
				5.56	7	19.91	=6	29.54	=4	37.45	4	48.17	4	57.47	4	+0.37	110.5	68.6
				Total: 1:55.00 +0.71														
6	15	JOHNSTON George	GBR	5.49	=3	19.91	6	29.55	6	37.45	5	48.07	4	57.31	3	+0.38	111.3	69.1
				5.48	=2	19.91	=6	29.86	9	37.96	9	48.79	9	58.17	9	+1.07	109.5	68.0
				Total: 1:55.48 +1.19														
7	8	OSPELT Gabriel	LIE	5.63	=9	20.03	8	29.71	8	37.64	8	48.41	8	57.84	7	+0.91	109.2	67.8
				5.61	=8	20.01	8	29.70	7	37.65	7	48.42	7	57.76	6	+0.66	109.8	68.2
				Total: 1:55.60 +1.31														
8	7	LINHARES Marley	BRA	5.50	5	19.85	5	29.54	5	37.52	7	48.33	7	57.86	8	+0.93	108.4	67.4
				5.51	4	19.88	4	29.54	=4	37.53	5	48.41	6	58.00	7	+0.90	108.1	67.1
				Total: 1:55.86 +1.57														
9	9	PICHLER Leonhard	AUT	5.63	=9	20.05	9	29.75	10	37.72	10	48.54	10	58.13	10	+1.20	108.7	67.5
				5.67	=10	20.11	=9	29.84	8	37.84	8	48.72	8	58.22	10	+1.12	108.7	67.5
				Total: 1:56.35 +2.06														
10	6	CIERNIK Jakub	SVK	5.84	12	20.47	12	30.29	12	38.28	12	49.02	12	58.37	12	+1.44	110.5	68.6
				5.88	12	20.50	12	30.21	12	38.17	12	48.84	10	58.14	8	+1.04	110.9	68.9
				Total: 1:56.51 +2.22														
11	12	KIM Sangmin	KOR	5.62	8	20.07	10	29.74	9	37.71	9	48.51	9	58.02	9	+1.09	108.8	67.6
				5.61	=8	20.11	=9	30.03	11	38.14	11	49.03	12	58.53	12	+1.43	108.3	67.2
				Total: 1:56.55 +2.26														
12	2	REID Parker	CAN	6.05	15	20.65	15	30.33	13	38.30	13	49.01	11	58.29	11	+1.36	110.8	68.8
				6.05	15	20.67	14	30.34	=13	38.32	13	49.11	13	58.51	11	+1.41	109.3	67.9
				Total: 1:56.80 +2.51														
13	14	MAYHEW Daniel	JAM	5.67	11	20.14	11	29.89	11	37.99	11	49.06	13	58.85	13	+1.92	106.2	66.0
				5.67	=10	20.14	11	29.88	10	37.99	10	48.98	11	58.62	13	+1.52	107.5	66.8
				Total: 1:57.47 +3.18														
14	3	BEACH Samuel	USA	5.94	14	20.60	14	30.35	14	38.45	14	49.40	14	59.02	14	+2.09	107.3	66.6
				6.04	14	20.76	15	30.56	15	38.69	15	49.61	15	59.32	15	+2.22	107.8	67.0
				Total: 1:58.34 +4.05														
15	1	SOUTO OTERO Martin	ESP	5.89	13	20.51	13	30.40	15	38.55	15	49.59	15	59.31	15	+2.38	106.4	66.1
				5.92	13	20.55	13	30.34	=13	38.43	14	49.42	14	59.08	14	+1.98	107.2	66.6
				Total: 1:58.39 +4.10														



SAT 20 FEB 2016

Official Results

Rk	Sled No.	Name	NOC Code	Start Time	Rk	Int. 1 Rk	Int. 2 Rk	Int. 3 Rk	Int. 4 Rk	Finish Time	Rk	Time Behind	Speed km/h	mph
----	----------	------	----------	------------	----	-----------	-----------	-----------	-----------	-------------	----	-------------	------------	-----

Legend:														
=	Equal sign indicates that two or more teams share the same rank													
Int.	Intermediate time	No.	Number	Rec	Record	Rk	Rank							



Results

REVISED
17 FEB 08:35


Start Order	Sled No.	Name	NOC Code	Start Time	Rk	Int. 1	Rk	Int. 2	Rk	Int. 3	Rk	Int. 4	Rk	Finish Time	Rk	Time Behind	Speed km/h	Speed mph
1	1	JOHNSTON George	GBR	5.71	8	20.12	8	29.59	7	37.46	7	47.89	6	56.87	4	+0.41	114.6	71.2
				5.72	=5	20.19	=6	29.71	4	37.48	4	47.81	3	56.65	1	0.00	115.4	71.7
2	2	KIM Sangmin	KOR	5.76	=10	20.20	11	29.71	8	37.57	8	48.06	8	57.13	7	+0.67	112.8	70.0
				5.84	11	20.37	11	29.95	10	37.82	10	48.33	9	57.51	10	+0.86	112.2	69.7
3	3	MAYHEW Daniel	JAM	5.74	9	20.15	9	29.72	=9	37.63	=9	48.24	=9	57.40	9	+0.94	111.5	69.3
				5.83	10	20.35	10	30.03	11	37.98	11	48.58	11	57.69	11	+1.04	112.1	69.6
4	4	CIERNIK Jakub	SVK	6.02	12	20.60	13	30.19	13	38.27	14	48.95	13	58.36	14	+1.90	111.4	69.2
				6.05	12	20.70	12	30.34	12	38.22	12	48.73	12	57.98	12	+1.33	113.4	70.5
5	5	TENEA Mihai Cristian	ROU	5.65	5	19.95	4	29.33	1	37.12	1	47.56	2	56.49	2	+0.03	114.2	71.0
				5.72	=5	20.12	=3	29.60	3	37.39	3	47.77	2	56.69	3	+0.04	114.7	71.2
6	6	BEACH Samuel	USA	6.09	14	20.69	14	30.30	14	38.24	13	49.12	15	58.64	15	+2.18	108.2	67.2
				6.20	14	20.93	14	30.63	14	38.61	14	49.37	14	58.72	15	+2.07	109.9	68.3
7	7	IVANOV Maksim	RUS	5.66	6	19.94	3	29.37	2	37.16	=2	47.55	1	56.46	1	0.00	114.3	71.0
				5.67	2	20.01	=1	29.49	1	37.27	1	47.67	1	56.66	2	+0.01	114.3	71.0
8	8	JANNUSCH Jonas	GER	5.63	=3	19.92	2	29.38	3	37.16	=2	47.65	3	56.75	3	+0.29	112.8	70.0
				5.76	7	20.21	8	29.78	7	37.62	7	48.17	7	57.24	6	+0.59	112.6	70.0
9	9	REID Parker	CAN	6.17	15	20.80	15	30.45	15	38.39	15	49.06	14	58.28	13	+1.82	111.1	69.0
				6.30	15	21.04	15	30.77	15	38.74	15	49.41	15	58.66	14	+2.01	111.4	69.2
10	10	OSPELT Gabriel	LIE	5.76	=10	20.18	10	29.92	11	37.87	11	48.42	11	57.43	11	+0.97	113.1	70.3
				5.82	9	20.29	9	29.87	9	37.69	8	48.20	8	57.32	8	+0.67	113.1	70.3
11	11	PICHLER Leonhard	AUT	5.70	7	20.10	7	29.72	=9	37.63	=9	48.24	=9	57.41	10	+0.95	112.0	69.5
				5.77	8	20.19	=6	29.80	8	37.71	9	48.34	10	57.49	9	+0.84	111.9	69.5
12	12	LINHARES Marley	BRA	5.59	1	19.87	1	29.40	4	37.26	4	47.81	4	56.90	5	+0.44	112.2	69.7
				5.70	4	20.14	5	29.72	5	37.55	5	48.09	5	57.20	5	+0.55	112.3	69.8
13	13	OLSEN Kristian	NOR	5.62	2	19.97	=5	29.53	5	37.37	5	47.88	5	56.91	6	+0.45	113.2	70.3
				5.68	3	20.12	=3	29.73	6	37.59	6	48.12	6	57.26	7	+0.61	112.8	70.0
14	14	SOUTO OTERO Martin	ESP	6.04	13	20.59	12	30.15	12	38.07	12	48.77	12	58.11	12	+1.65	110.4	68.6
				6.06	13	20.74	13	30.41	13	38.31	13	49.00	13	58.64	13	+1.99	108.8	67.6
15	15	SCHNEIDER Marius	SUI	5.63	=3	19.97	=5	29.56	6	37.43	6	48.02	7	57.17	8	+0.71	111.9	69.5
				5.63	1	20.01	=1	29.55	2	37.38	2	47.96	4	57.11	4	+0.46	112.0	69.6

Legend:

= Equal sign indicates that two or more teams share the same rank

Int. Intermediate time **No.** Number **Rk** Rank

Fixed wrong intermediate 3 for CIERNIK in heat 1.



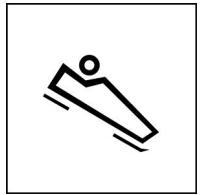
Results

Start Order	Sled No.	Name	NOC Code	Start Time	Rk	Int. 1	Rk	Int. 2	Rk	Int. 3	Rk	Int. 4	Rk	Finish Time	Rk	Time Behind	Speed km/h	mph
1	1	TENEA Mihai Cristian	ROU	5.71	9	20.11	8	29.60	5	37.40	3	47.91	3	56.89	1	0.00	113.3	70.4
				5.58	=2	19.94	3	29.65	5	37.57	5	48.17	5	57.27	=1	0.00	112.2	69.7
2	2	SCHNEIDER Marius	SUI	5.57	1	19.86	1	29.38	1	37.22	1	47.82	1	56.93	2	+0.04	112.1	69.6
				5.58	=2	19.91	2	29.51	2	37.40	1	48.05	1	57.27	=1	0.00	111.3	69.1
3	3	JOHNSTON George	GBR	5.60	=3	20.02	=5	29.78	9	37.84	10	48.63	10	57.86	10	+0.97	110.5	68.7
				5.55	1	19.90	1	29.50	1	37.46	=3	48.16	4	57.38	4	+0.11	110.9	68.9
4	4	OLSEN Kristian	NOR	5.60	=3	20.02	=5	29.70	6	37.66	8	48.31	7	57.52	7	+0.63	111.2	69.1
				5.58	=2	19.98	5	29.58	4	37.46	=3	48.11	3	57.39	5	+0.12	110.7	68.8
5	5	KIM Sangmin	KOR	5.73	11	20.20	11	29.90	11	37.88	11	48.53	9	57.69	9	+0.80	112.1	69.6
				5.75	11	20.27	11	29.98	10	37.96	10	48.72	10	57.97	9	+0.70	110.7	68.7
6	6	JANNUSCH Jonas	GER	5.61	=5	19.95	3	29.47	2	37.29	2	47.84	2	56.94	3	+0.05	112.1	69.6
				5.60	5	19.96	4	29.54	3	37.42	2	48.09	2	57.33	3	+0.06	110.8	68.8
7	7	OSPELT Gabriel	LIE	5.72	10	20.14	10	29.74	8	37.62	6	48.22	6	57.36	6	+0.47	111.7	69.4
				5.69	8	20.10	8	29.75	8	37.68	8	48.41	7	57.75	8	+0.48	110.4	68.6
8	8	CIERNIK Jakub	SVK	5.91	12	20.50	12	30.17	12	38.10	12	48.76	12	58.05	11	+1.16	111.1	69.0
				5.91	12	20.52	12	30.26	12	38.26	12	48.96	11	58.31	11	+1.04	111.0	68.9
9	9	MAYHEW Daniel	JAM	5.70	8	20.12	9	29.79	10	37.79	9	48.69	11	58.17	12	+1.28	108.9	67.6
				5.74	10	20.26	10	30.01	11	38.08	11	49.04	12	58.61	12	+1.34	107.9	67.0
10	10	IVANOV Maksim	RUS	5.61	=5	19.99	4	29.59	4	37.50	5	48.12	5	57.22	4	+0.33	112.0	69.6
				5.62	7	20.04	7	29.71	6	37.66	6	48.30	6	57.48	6	+0.21	111.6	69.3
11	11	REID Parker	CAN	6.17	15	20.83	15	30.47	15	38.43	14	49.11	13	58.35	13	+1.46	111.3	69.2
				6.16	15	20.85	15	30.57	15	38.60	14	49.40	13	58.78	13	+1.51	110.0	68.3
12	12	SOUTO OTERO Martin	ESP	5.96	13	20.56	13	30.26	13	38.40	13	49.36	14	58.93	14	+2.04	107.9	67.0
				6.01	13	20.67	13	30.50	13	38.59	13	49.53	14	59.07	14	+1.80	107.9	67.0
13	13	PICHLER Leonhard	AUT	5.69	7	20.08	7	29.73	7	37.65	7	48.34	8	57.57	8	+0.68	111.1	69.0
				5.72	9	20.15	9	29.90	9	37.91	9	48.70	9	58.12	10	+0.85	109.9	68.3
14	14	LINHARES Marley	BRA	5.59	2	19.93	2	29.54	3	37.43	4	48.07	4	57.30	5	+0.41	110.7	68.8
				5.61	6	20.03	6	29.72	7	37.67	7	48.43	8	57.74	7	+0.47	110.0	68.3
15	15	BEACH Samuel	USA	6.02	14	20.67	14	30.46	14	38.54	15	49.57	15	59.29	15	+2.40	106.5	66.2
				6.03	14	20.72	14	30.53	14	38.63	15	49.67	15	59.48	15	+2.21	106.4	66.1

Legend:

= Equal sign indicates that two or more teams share the same rank

Int. Intermediate time **No.** Number **Rk** Rank



Results

Start Order	Sled No.	Name	NOC Code	Start Time	Rk	Int. 1	Rk	Int. 2	Rk	Int. 3	Rk	Int. 4	Rk	Finish Time	Rk	Time Behind	Speed km/h	mph	
1	1	IVANOV Maksim	RUS	5.65	3	19.98	1	29.43	1	37.24	1	47.72	1	56.64	1	0.00	113.8	70.7	
																			DNS
2	2	SOUTO OTERO Martin	ESP	6.03	14	20.64	13	30.32	13	38.28	13	49.06	13	58.46	13	+1.82	109.1	67.8	
				6.14	12	20.87	12	30.89	13	39.23	13	50.50	13	1:00.27	13	+2.81	105.4	65.5	
3	3	LINHARES Marley	BRA	5.71	=5	20.12	4	29.66	5	37.50	=4	48.06	3	57.15	3	+0.51	112.2	69.7	
				5.63	=1	20.02	1	29.64	1	37.55	1	48.33	2	57.63	2	+0.17	110.1	68.4	
4	4	MAYHEW Daniel	JAM	5.76	10	20.23	10	29.82	8	37.75	8	48.43	9	57.82	9	+1.18	110.6	68.7	
				5.78	6	20.32	6	30.02	6	38.07	6	48.88	6	58.31	8	+0.85	109.7	68.2	
5	5	BEACH Samuel	USA	6.02	13	20.65	14	30.33	14	38.34	14	49.14	14	58.68	14	+2.04	109.3	67.9	
				6.05	11	20.74	11	30.50	11	38.53	11	49.36	11	58.93	11	+1.47	109.1	67.8	
6	6	OSPELT Gabriel	LIE	5.72	7	20.17	6	29.77	6	37.63	6	48.18	6	57.26	4	+0.62	112.4	69.8	
				5.74	5	20.24	4	29.97	4	37.96	5	48.70	5	57.95	5	+0.49	110.4	68.6	
7	7	JANNUSCH Jonas	GER	5.64	2	20.01	3	29.58	2	37.42	2	47.98	2	57.12	2	+0.48	112.0	69.6	
				5.63	=1	20.06	2	29.68	2	37.58	2	48.24	1	57.46	1	0.00	111.3	69.1	
8	8	PICHLER Leonhard	AUT	5.71	=5	20.21	9	29.94	10	37.93	10	48.77	=11	58.17	11	+1.53	108.9	67.6	
				5.83	7	20.38	=7	30.14	8	38.14	7	48.94	7	58.34	9	+0.88	109.7	68.1	
9	9	OLSEN Kristian	NOR	5.62	1	20.00	2	29.61	3	37.50	=4	48.13	5	57.35	6	+0.71	111.5	69.3	
				5.65	3	20.10	3	29.82	3	37.79	3	48.55	4	57.86	4	+0.40	110.0	68.3	
10	10	TENTEA Mihai Cristian	ROU	5.74	9	20.20	8	29.78	7	37.67	7	48.33	7	57.55	=7	+0.91	111.1	69.0	
																			DNS
11	11	SCHNEIDER Marius	SUI	5.73	8	20.14	5	29.65	4	37.48	3	48.10	4	57.28	5	+0.64	111.6	69.3	
				5.86	8	20.38	=7	29.99	5	37.92	4	48.52	3	57.69	3	+0.23	112.4	69.8	
12	12	REID Parker	CAN	6.16	15	20.85	15	30.62	15	38.68	15	49.52	15	58.90	15	+2.26	109.5	68.0	
				6.17	13	20.89	13	30.68	12	38.76	12	49.61	12	58.99	12	+1.53	109.3	67.9	
13	13	CIERNIK Jakub	SVK	5.89	12	20.51	12	30.20	12	38.15	12	48.77	=11	57.95	10	+1.31	111.7	69.4	
				5.89	9	20.55	9	30.32	9	38.31	9	48.98	9	58.22	6	+0.76	111.1	69.0	
14	14	JOHNSTON George	GBR	5.68	4	20.19	7	29.90	9	37.83	9	48.42	8	57.55	=7	+0.91	112.3	69.8	
				5.73	4	20.30	5	30.06	7	38.16	8	48.95	8	58.27	7	+0.81	110.2	68.4	
15	15	KIM Sangmin	KOR	5.78	11	20.30	11	30.00	11	37.96	11	48.76	10	58.26	12	+1.62	108.8	67.6	
				5.95	10	20.60	10	30.40	10	38.45	10	49.23	10	58.58	10	+1.12	109.8	68.2	

Legend:

= Equal sign indicates that two or more teams share the same rank

DNS Did Not Start

Int. Intermediate time

No. Number


Rk Rank

Lillehammer
2016
Youth Olympic Games




YOG
DNA

Results Book



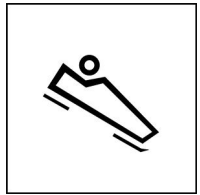
Bobsleigh

Women's Monobob



Medallists

Medal	Name	NOC
GOLD	NOLTE Laura	GER - Germany
SILVER	SCHULTE Mercedes	AUT - Austria
BRONZE	PURCHALL Kelsea	GBR - Great Britain



SAT 20 FEB 2016
Start Time 10:00

Start List

Start Order	Sled No.	Name	NOC Code	Remarks
1	6	PURCHALL Kelsea	GBR	
2	5	CHAFFEY Annabel	GBR	
3	11	DAVEY Aimee	GBR	
4	8	VICTORIA Jessica	BRA	
5	7	BIERBAUM Vivian	GER	
6	13	NOLTE Laura	GER	
7	12	ROOKE Taylor	CAN	
8	10	BOLOGOVA Valentina	RUS	
9	15	GHEAUS Daniela Florina	ROU	
10	14	HOGAN Katherine	CAN	
11	1	GOETSCHI Paulina	SUI	
12	4	NIZIOLEK Martha	CAN	
13	3	SCHULTE Mercedes	AUT	
14	2	DUDKINA Anastasiia	RUS	
15	9	SOLA Karla	CRO	

Legend:			
Int.	Intermediate time	No.	Number
		Rk	Rank



Start List

Start Order	Sled No.	Name	NOC Code	Start Time	Time	Total	Rk	Remarks
1	3	SOLA Karla	CRO	6.25	1:00.87	1:00.87 +2.21	15	
2	5	ROOKE Taylor	CAN	6.41	1:00.56	1:00.56 +1.90	14	
3	13	HOGAN Katherine	CAN	6.31	1:00.12	1:00.12 +1.46	13	
4	6	VICTORIA Jessica	BRA	6.16	59.89	59.89 +1.23	12	
5	11	DUDKINA Anastasiia	RUS	6.00	59.87	59.87 +1.21	11	
6	7	NIZIOLEK Martha	CAN	5.97	59.60	59.60 +0.94	10	
7	10	GHEAUS Daniela Florina	ROU	6.11	59.55	59.55 +0.89	9	
8	1	GOETSCHI Paulina	SUI	6.14	59.32	59.32 +0.66	8	
9	15	BOLOGOVA Valentina	RUS	5.96	59.25	59.25 +0.59	7	
10	4	BIERBAUM Vivian	GER	5.86	59.07	59.07 +0.41	6	
11	2	DAVEY Aimee	GBR	5.89	58.94	58.94 +0.28	5	
12	8	PURCHALL Kelsea	GBR	5.92	58.70	58.70 +0.04	4	
13	14	NOLTE Laura	GER	5.77	58.68	58.68 +0.02	=2	
14	12	CHAFFEY Annabel	GBR	5.88	58.68	58.68 +0.02	=2	
15	9	SCHULTE Mercedes	AUT	6.02	58.66	58.66 0.00	1	

Legend:			
=	Equal sign indicates that two or more teams share the same rank		
Int.	Intermediate time	No.	Number
Rk	Rank		



Results - After Heat 1

Rk	Sled No.	Name	NOC Code	Start Time	Rk	Int. 1 Rk	Int. 2 Rk	Int. 3 Rk	Int. 4 Rk	Finish Time	Rk	Time Behind	Speed km/h	Speed mph
1	3	SCHULTE Mercedes	AUT	6.02	9	20.65 6	30.40 6	38.41 5	49.20 =3	58.66	1	0.00	109.8	68.2
										Total:	58.66			
2	5	CHAFFEY Annabel	GBR	5.88	3	20.52 =3	30.28 =3	38.31 3	49.19 2	58.68 =2	+0.02	108.6	67.5	
										Total:	58.68			
2	13	NOLTE Laura	GER	5.77	1	20.36 1	30.10 1	38.16 1	49.05 1	58.68 =2	+0.02	107.7	66.9	
										Total:	58.68			
4	6	PURCHALL Kelsea	GBR	5.92	5	20.52 =3	30.24 2	38.28 2	49.20 =3	58.70	4	+0.04	108.2	67.2
										Total:	58.70			
5	11	DAVEY Aimee	GBR	5.89	4	20.52 =3	30.38 5	38.39 4	49.31 5	58.94	5	+0.28	107.1	66.6
										Total:	58.94			
6	7	BIERBAUM Vivian	GER	5.86	2	20.45 2	30.28 =3	38.43 6	49.42 6	59.07	6	+0.41	107.1	66.5
										Total:	59.07			
7	10	BOLOGOVA Valentina	RUS	5.96	6	20.70 8	30.59 9	38.74 9	49.69 8	59.25	7	+0.59	107.8	67.0
										Total:	59.25			
8	1	GOETSCHI Paulina	SUI	6.14	11	20.82 10	30.56 8	38.65 7	49.66 7	59.32	8	+0.66	107.3	66.7
										Total:	59.32			
9	15	GHEAUS Daniela Florina	ROU	6.11	10	20.84 11	30.74 10	38.89 10	49.89 10	59.55	9	+0.89	107.1	66.5
										Total:	59.55			
10	4	NIZIOLEK Martha	CAN	5.97	7	20.69 7	30.53 7	38.66 8	49.74 9	59.60	10	+0.94	106.3	66.0
										Total:	59.60			
11	2	DUDKINA Anastasiia	RUS	6.00	8	20.73 9	30.78 11	39.05 12	50.12 12	59.87	11	+1.21	107.0	66.4
										Total:	59.87			
12	8	VICTORIA Jessica	BRA	6.16	12	20.93 12	30.80 12	38.96 11	49.99 11	59.89	12	+1.23	106.3	66.1
										Total:	59.89			
13	14	HOGAN Katherine	CAN	6.31	14	21.15 14	31.08 14	39.30 13	50.36 13	1:00.12	13	+1.46	106.6	66.2
										Total:	1:00.12			
14	12	ROOKE Taylor	CAN	6.41	15	21.26 15	31.20 15	39.44 15	50.66 14	1:00.56	14	+1.90	105.1	65.3
										Total:	1:00.56			
15	9	SOLA Karla	CRO	6.25	13	21.08 13	31.06 13	39.35 14	50.70 15	1:00.87	15	+2.21	102.8	63.8
										Total:	1:00.87			

Legend:

= Equal sign indicates that two or more teams share the same rank

Int. Intermediate time **No.** Number **Rec** Record **Rk** Rank



Official Results

Rk	Sled No.	Name	NOC Code	Start Time	Rk	Int. 1 Rk	Int. 2 Rk	Int. 3 Rk	Int. 4 Rk	Finish Time	Rk	Time Behind	Speed km/h	Speed mph				
1	14	NOLTE Laura	GER	5.77	1	20.36	1	30.10	1	49.05	1	58.68 =2	+0.02	107.7	66.9			
				5.80	1	20.45	1	30.27	1	38.33	1	49.19	1	58.73	1	0.00	108.4	67.3
				Total: 1:57.41										0.00				
2	9	SCHULTE Mercedes	AUT	6.02	9	20.65	6	30.40	6	38.41	5	49.20 =3	58.66	1	0.00	109.8	68.2	
				6.05	8	20.75	7	30.58	8	38.63	7	49.47 =4	58.99	4	+0.26	108.7	67.5	
				Total: 1:57.65										+0.24				
3	8	PURCHALL Kelsea	GBR	5.92	5	20.52 =3	30.24	2	38.28	2	49.20 =3	58.70	4	+0.04	108.2	67.2		
				5.95	5	20.62	5	30.45 =3	38.52	3	49.40	3	58.97	3	+0.24	108.1	67.2	
				Total: 1:57.67										+0.26				
4	12	CHAFFEY Annabel	GBR	5.88	3	20.52 =3	30.28 =3	38.31	3	49.19	2	58.68 =2	+0.02	108.6	67.5			
				5.86	2	20.49	2	30.29	2	38.36	2	49.38	2	59.14	5	+0.41	106.4	66.1
				Total: 1:57.82										+0.41				
5	2	DAVEY Aimee	GBR	5.89	4	20.52 =3	30.38	5	38.39	4	49.31	5	58.94	5	+0.28	107.1	66.6	
				5.93	4	20.54	3	30.45 =3	38.57	4	49.47 =4	58.94	2	+0.21	109.0	67.7		
				Total: 1:57.88										+0.47				
6	4	BIERBAUM Vivian	GER	5.86	2	20.45	2	30.28 =3	38.43	6	49.42	6	59.07	6	+0.41	107.1	66.5	
				5.92	3	20.57	4	30.49	5	38.67	8	49.73	9	59.47	9	+0.74	106.4	66.1
				Total: 1:58.54										+1.13				
7	15	BOLOGOVA Valentina	RUS	5.96	6	20.70	8	30.59	9	38.74	9	49.69	8	59.25	7	+0.59	107.8	67.0
				6.00	6	20.78	8	30.78	12	38.93	12	49.86	12	59.43	7	+0.70	108.2	67.2
				Total: 1:58.68										+1.27				
8	1	GOETSCHI Paulina	SUI	6.14	11	20.82	10	30.56	8	38.65	7	49.66	7	59.32	8	+0.66	107.3	66.7
				6.16	12	20.85	10	30.56	7	38.58 =5	49.68	8	59.61	11	+0.88	105.1	65.3	
				Total: 1:58.93										+1.52				
9	6	VICTORIA Jessica	BRA	6.16	12	20.93	12	30.80	12	38.96	11	49.99	11	59.89	12	+1.23	106.3	66.1
				6.14=10	20.89	11	30.70	10	38.77	9	49.64	7	59.17	6	+0.44	108.1	67.2	
				Total: 1:59.06										+1.65				
9	7	NIZIOLEK Martha	CAN	5.97	7	20.69	7	30.53	7	38.66	8	49.74	9	59.60	10	+0.94	106.3	66.0
				6.03	7	20.73	6	30.52	6	38.58 =5	49.61	6	59.46	8	+0.73	105.2	65.3	
				Total: 1:59.06										+1.65				
11	10	GHEAUS Daniela Florina	ROU	6.11	10	20.84	11	30.74	10	38.89	10	49.89	10	59.55	9	+0.89	107.1	66.5
				6.11	9	20.82	9	30.68	9	38.81	10	49.83	11	59.65	12	+0.92	105.9	65.8
				Total: 1:59.20										+1.79				
12	11	DUDKINA Anastasiia	RUS	6.00	8	20.73	9	30.78	11	39.05	12	50.12	12	59.87	11	+1.21	107.0	66.4
				6.14=10	20.90	12	30.72	11	38.83	11	49.82	10	59.55	10	+0.82	106.7	66.3	
				Total: 1:59.42										+2.01				
13	13	HOGAN Katherine	CAN	6.31	14	21.15	14	31.08	14	39.30	13	50.36	13	1:00.12	13	+1.46	106.6	66.2
				6.35	14	21.17	14	31.08	14	39.22	13	50.21	13	59.88	13	+1.15	107.1	66.5
				Total: 2:00.00										+2.59				
14	5	ROOKE Taylor	CAN	6.41	15	21.26	15	31.20	15	39.44	15	50.66	14	1:00.56	14	+1.90	105.1	65.3
				6.42	15	21.27	15	31.23	15	39.48	15	50.52	15	1:00.22	14	+1.49	107.3	66.6
				Total: 2:00.78										+3.37				
15	3	SOLA Karla	CRO	6.25	13	21.08	13	31.06	13	39.35	14	50.70	15	1:00.87	15	+2.21	102.8	63.8
				6.26	13	21.12	13	31.04	13	39.26	14	50.45	14	1:00.28	15	+1.55	105.0	65.2
				Total: 2:01.15										+3.74				



Official Results

Rk	Sled No.	Name	NOC Code	Start Time	Rk	Int. 1 Rk	Int. 2 Rk	Int. 3 Rk	Int. 4 Rk	Finish Time	Rk	Time Behind	Speed km/h	mph
----	----------	------	----------	------------	----	-----------	-----------	-----------	-----------	-------------	----	-------------	------------	-----

Legend:														
=	Equal sign indicates that two or more teams share the same rank													
Int.	Intermediate time	No.	Number	Rec	Record	Rk	Rank							



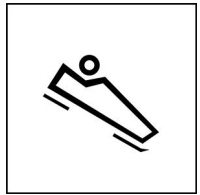
Results

Start Order	Sled No.	Name	NOC Code	Start Time	Rk	Int. 1	Rk	Int. 2	Rk	Int. 3	Rk	Int. 4	Rk	Finish Time	Rk	Time Behind	Speed km/h	Speed mph
1	1	ROOKE Taylor	CAN	6.46	14	21.21	14	30.95	=13	39.03	13	49.95	13	59.59	13	+2.03	107.8	67.0
				6.46	14	21.18	13	30.93	12	39.01	12	49.99	13	59.63	11	+1.74	107.1	66.5
2	2	DAVEY Aimee	GBR	6.03	4	20.63	6	30.24	5	38.19	4	48.94	4	58.30	6	+0.74	109.9	68.2
				6.09	6	20.76	7	30.60	8	38.67	7	49.51	7	58.82	6	+0.93	109.6	68.1
3	3	BIERBAUM Vivian	GER	5.96	=1	20.48	1	30.16	3	38.20	5	49.02	7	58.36	7	+0.80	109.4	68.0
				6.01	=1	20.53	1	30.28	2	38.48	6	49.49	6	59.13	7	+1.24	107.0	66.5
4	4	SOLA Karla	CRO	6.83	15	21.73	15	31.48	15	39.53	15	50.46	15	1:00.44	15	+2.88	105.4	65.5
				6.81	15	21.76	15	31.64	15	39.86	15	50.97	15	1:00.87	15	+2.98	106.1	65.9
5	5	CHAFFEY Annabel	GBR	6.09	7	20.65	7	30.29	6	38.31	6	49.01	6	58.24	5	+0.68	111.0	68.9
				6.13	7	20.74	6	30.40	5	38.40	3	49.15	4	58.44	3	+0.55	110.0	68.3
6	6	GHEAUS Daniela Florina	ROU	6.22	11	20.83	10	30.61	10	38.65	9	49.40	8	58.71	8	+1.15	110.2	68.4
				6.31	11	21.03	12	30.85	11	38.94	11	49.79	8	59.18	8	+1.29	109.1	67.8
7	7	NOLTE Laura	GER	5.96	=1	20.50	2	30.12	2	38.04	2	48.66	2	57.81	2	+0.25	111.4	69.2
				6.01	=1	20.58	2	30.38	4	38.43	4	49.25	5	58.74	5	+0.85	109.1	67.7
8	8	GOETSCHI Paulina	SUI	6.35	12	21.10	12	30.86	12	38.91	12	49.86	12	59.50	12	+1.94	107.3	66.7
				6.33	12	21.02	=10	30.79	10	38.88	=9	49.83	9	59.64	12	+1.75	106.5	66.1
9	9	HOGAN Katherine	CAN	6.41	13	21.15	13	30.95	=13	39.08	14	49.96	14	59.69	14	+2.13	107.7	66.9
				6.42	13	21.21	14	31.12	14	39.31	14	50.29	14	1:00.06	14	+2.17	107.0	66.5
10	10	NIZIOLEK Martha	CAN	5.99	3	20.60	=4	30.37	7	38.50	8	49.59	10	59.48	11	+1.92	105.7	65.7
				6.02	3	20.66	=4	30.53	6	38.69	8	49.88	10	59.75	13	+1.86	105.5	65.5
11	11	SCHULTE Mercedes	AUT	6.12	8	20.74	8	30.47	8	38.42	7	48.99	5	58.06	4	+0.50	112.5	69.9
				6.17	8	20.86	8	30.54	7	38.47	5	49.08	=2	58.23	2	+0.34	112.0	69.6
12	12	PURCHALL Kelsea	GBR	6.05	6	20.60	=4	30.22	4	38.15	3	48.78	3	57.99	3	+0.43	111.4	69.2
				6.08	5	20.66	=4	30.34	3	38.29	2	49.08	=2	58.45	4	+0.56	109.6	68.1
13	13	DUDKINA Anastasiia	RUS	6.13	9	20.76	9	30.55	9	38.67	10	49.62	11	59.19	10	+1.63	108.2	67.2
				6.19	9	20.87	9	30.70	9	38.88	=9	49.93	12	59.59	10	+1.70	107.1	66.5
14	14	BOLOGOVA Valentina	RUS	6.04	5	20.58	3	30.10	1	38.00	1	48.53	1	57.56	1	0.00	113.1	70.2
				6.06	4	20.60	3	30.16	1	38.04	1	48.61	1	57.89	1	0.00	111.2	69.0
15	15	VICTORIA Jessica	BRA	6.18	10	20.88	11	30.64	11	38.70	11	49.45	9	58.72	9	+1.16	110.6	68.7
				6.24	10	21.02	=10	30.94	13	39.07	13	49.92	11	59.38	9	+1.49	109.0	67.7

Legend:

= Equal sign indicates that two or more teams share the same rank

Int. Intermediate time **No.** Number **Rk** Rank



Results

Start Order	Sled No.	Name	NOC Code	Start Time	Rk	Int. 1	Rk	Int. 2	Rk	Int. 3	Rk	Int. 4	Rk	Finish Time	Rk	Time Behind	Speed km/h	mph
1	1	BIERBAUM Vivian	GER	5.96	=2	20.61	=3	30.43	=3	38.59	=7	49.49	10	58.90	8	+1.33	109.0	67.7
				5.97	2	20.59	1	30.37	4	38.45	3	49.30	3	58.72	=3	+0.75	109.0	67.7
2	2	CHAFFEY Annabel	GBR	6.04	5	20.65	5	30.49	6	38.58	=5	49.38	=5	58.71	5	+1.14	109.9	68.3
				6.03	4	20.65	3	30.31	1	38.36	2	49.18	2	58.65	2	+0.68	109.4	67.9
3	3	HOGAN Katherine	CAN	6.35	13	21.17	13	30.97	=13	39.04	14	49.87	13	59.32	13	+1.75	109.2	67.8
				6.36	13	21.20	13	31.22	13	39.45	14	50.42	13	1:00.09	13	+2.12	107.8	66.9
4	4	GOETSCHI Paulina	SUI	6.28	12	21.04	12	30.79	12	38.79	12	49.58	11	58.94	9	+1.37	109.6	68.1
				6.29	12	21.03	11	30.81	11	38.87	11	49.81	11	59.39	11	+1.42	108.0	67.1
5	5	ROOKE Taylor	CAN	6.47	14	21.24	14	30.97	=13	39.02	13	49.95	14	59.63	14	+2.06	107.2	66.6
				6.52	14	21.36	14	31.23	14	39.41	13	50.47	14	1:00.28	14	+2.31	106.0	65.9
6	6	VICTORIA Jessica	BRA	6.25	11	20.94	11	30.63	10	38.61	9	49.34	4	58.60	4	+1.03	110.4	68.6
				6.28	=10	21.00	10	30.69	10	38.65	=7	49.38	6	58.72	=3	+0.75	110.3	68.5
7	7	NIZIOLEK Martha	CAN	6.06	6	20.71	=6	30.45	5	38.50	=2	49.38	=5	59.07	11	+1.50	108.7	67.5
				6.05	5	20.73	=5	30.53	6	38.65	=7	49.72	9	59.35	9	+1.38	107.1	66.5
8	8	GHEAUS Daniela Florina	ROU	6.20	10	20.91	10	30.68	11	38.66	10	49.42	7	58.81	6	+1.24	109.3	67.9
				6.28	=10	21.07	12	30.89	12	38.98	12	49.83	12	59.40	12	+1.43	108.5	67.4
9	9	SCHULTE Mercedes	AUT	6.10	=8	20.77	8	30.53	7	38.53	4	49.27	2	58.55	2	+0.98	110.6	68.7
				6.14	8	20.81	8	30.54	7	38.52	5	49.32	4	58.73	5	+0.76	109.5	68.0
10	10	NOLTE Laura	GER	5.90	1	20.50	1	30.43	=3	38.59	=7	49.44	8	58.89	7	+1.32	109.1	67.8
				5.96	1	20.60	2	30.36	3	38.47	4	49.34	5	58.83	6	+0.86	108.7	67.5
11	11	DUDKINA Anastasiia	RUS	6.10	=8	20.71	=6	30.56	8	38.73	11	49.69	12	59.20	12	+1.63	108.3	67.3
				6.18	9	20.89	9	30.67	9	38.73	10	49.73	10	59.38	10	+1.41	107.7	66.9
12	12	BOLOGOVA Valentina	RUS	6.08	7	20.79	9	30.57	9	38.58	=5	49.30	3	58.58	3	+1.01	110.9	68.9
				6.06	6	20.78	7	30.62	8	38.66	9	49.50	7	58.94	7	+0.97	108.9	67.7
13	13	SOLA Karla	CRO															
14	14	PURCHALL Kelsea	GBR	6.01	4	20.58	2	30.18	1	38.05	1	48.55	1	57.57	1	0.00	113.0	70.2
				6.12	7	20.73	=5	30.34	2	38.20	1	48.76	1	57.97	1	0.00	111.4	69.2
15	15	DAVEY Aimee	GBR	5.96	=2	20.61	=3	30.41	2	38.50	=2	49.47	9	59.00	10	+1.43	107.3	66.7
				5.99	3	20.66	4	30.50	5	38.61	6	49.57	8	59.21	8	+1.24	107.6	66.9

Legend:

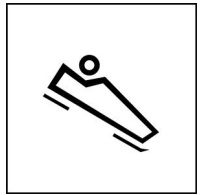
= Equal sign indicates that two or more teams share the same rank

DNS Did Not Start

Int. Intermediate time

No. Number

Rk Rank



Results

Start Order	Sled No.	Name	NOC Code	Start Time	Rk	Int. 1	Rk	Int. 2	Rk	Int. 3	Rk	Int. 4	Rk	Finish Time	Rk	Time Behind	Speed km/h	mph
1	1	BOLOGOVA Valentina	RUS	6.07	=6	20.79	7	30.54	5	38.55	3	49.31	2	58.72	1	0.00	109.8	68.2
				6.11	6	20.83	6	30.72	7	38.81	6	49.66	4	59.11	2	+0.40	109.3	67.9
2	2	VICTORIA Jessica	BRA	6.28	12	21.03	10	30.87	=9	38.96	9	49.75	8	59.20	6	+0.48	109.7	68.2
				6.30	11	21.12	11	30.94	=9	39.03	10	49.84	=8	59.26	=5	+0.55	109.7	68.1
3	3	SOLA Karla	CRO	6.45	14	21.39	14	31.27	13	39.46	13	50.56	14	1:00.29	14	+1.57	106.6	66.2
				6.41	13	21.32	=13	31.22	13	39.35	13	50.24	11	59.85	11	+1.14	108.0	67.1
4	4	PURCHALL Kelsea	GBR	6.07	=6	20.75	4	30.49	=3	38.48	1	49.25	1	58.83	3	+0.11	109.0	67.7
				6.15	8	20.89	8	30.67	6	38.64	1	49.37	1	58.71	1	0.00	110.5	68.6
5	5	NIZIOLEK Martha	CAN	6.05	5	20.77	6	30.62	=6	38.70	6	49.76	9	59.56	10	+0.84	106.1	65.9
				6.10	=4	20.82	5	30.63	=2	38.71	3	49.64	3	59.53	9	+0.82	107.5	66.8
6	6	CHAFFEY Annabel	GBR	6.04	=3	20.73	3	30.49	=3	38.52	2	49.34	3	58.80	2	+0.08	108.9	67.7
				6.10	=4	20.81	4	30.63	=2	38.77	4	49.75	5	59.26	=5	+0.55	107.6	66.8
7	7	ROOKE Taylor	CAN	6.51	15	21.41	15	31.32	14	39.50	14	50.59	15	1:00.61	15	+1.89	105.1	65.3
				6.54	15	21.44	15	31.37	15	39.61	15	50.75	15	1:00.59	15	+1.88	105.8	65.7
8	8	NOLTE Laura	GER	5.96	2	20.63	2	30.46	1	38.57	4	49.61	5	59.38	8	+0.66	106.3	66.0
				6.04	2	20.74	=2	30.65	5	38.84	7	49.93	10	59.65	10	+0.94	106.1	65.9
9	9	DUDKINA Anastasiia	RUS	6.14	9	20.94	9	30.91	11	39.11	11	50.26	12	1:00.14	13	+1.42	105.3	65.4
				6.19	9	20.98	9	30.94	=9	39.20	12	50.41	13	1:00.21	12	+1.50	105.5	65.5
10	10	GHEAUS Daniela Florina	ROU	6.27	11	21.12	12	31.05	12	39.18	12	50.15	11	59.73	11	+1.01	107.6	66.8
				6.27	10	21.06	10	30.96	12	39.15	11	50.32	12	1:00.28	13	+1.57	104.6	65.0
11	11	GOETSCHI Paulina	SUI	6.24	10	21.04	11	30.87	=9	39.00	10	49.94	10	59.42	9	+0.70	108.2	67.2
				6.40	12	21.20	12	30.94	=9	38.96	9	49.78	6	59.25	4	+0.54	109.0	67.7
12	12	BIERBAUM Vivian	GER	5.95	1	20.62	1	30.48	2	38.63	5	49.59	4	59.18	4	+0.46	107.9	67.0
				5.99	1	20.66	1	30.51	1	38.65	2	49.58	2	59.13	3	+0.42	108.1	67.2
13	13	HOGAN Katherine	CAN	6.43	13	21.31	13	31.34	15	39.55	15	50.49	13	59.97	12	+1.25	108.5	67.4
				6.44	14	21.32	=13	31.26	14	39.44	14	50.57	14	1:00.31	14	+1.60	106.6	66.2
14	14	DAVEY Aimee	GBR	6.04	=3	20.76	5	30.62	=6	38.71	7	49.68	6	59.27	7	+0.55	107.3	66.6
				6.05	3	20.74	=2	30.63	=2	38.78	5	49.79	7	59.41	8	+0.70	107.3	66.7
15	15	SCHULTE Mercedes	AUT	6.13	8	20.89	8	30.74	8	38.81	8	49.69	7	59.19	5	+0.47	108.7	67.5
				6.12	7	20.86	7	30.76	8	38.89	8	49.84	=8	59.37	7	+0.66	107.8	66.9

Legend:

= Equal sign indicates that two or more teams share the same rank

Int. Intermediate time **No.** Number **Rk** Rank