


Lillehammer  
**2016**  
Youth Olympic Games



YOG  
DNA



# Results Book



## Speed Skating



	Speed Skating	1
1	Table of Contents	2
2	Competition Schedule	4
3	Competition Officials	5
4	Medallists by Event	6
5	Ladies' 500m	7
5.1	Entry List by Event	8
5.2	Race 1 of 2	9
5.2.1	Start List	9
5.2.2	Distance Analysis in Pairs	10
5.2.3	Ice and Climatic Conditions	12
5.3	Race 2 of 2	13
5.3.1	Start List	13
5.3.2	Results	14
5.3.3	Distance Analysis in Pairs	15
5.3.4	Ice and Climatic Conditions	17
6	Ladies' 1500m	18
6.1	Entry List by Event	19
6.2	Start List	20
6.3	Results	21
6.4	Distance Analysis in Pairs	22
6.5	Ice and Climatic Conditions	24
7	Ladies' Mass Start	25
7.1	Entry List by Event	26
7.2	Start List	27
7.3	Results	28
7.4	Ice and Climatic Conditions	29
8	Men's 500m	30
8.1	Entry List by Event	31
8.2	Race 1 of 2	32
8.2.1	Start List	32
8.2.2	Distance Analysis in Pairs	33
8.2.3	Ice and Climatic Conditions	35
8.3	Race 2 of 2	36
8.3.1	Start List	36
8.3.2	Results	37
8.3.3	Distance Analysis in Pairs	38
8.3.4	Ice and Climatic Conditions	40
9	Men's 1500m	41
9.1	Entry List by Event	42

9.2	Start List .....	43
9.3	Results .....	44
9.4	Distance Analysis in Pairs .....	45
9.5	Ice and Climatic Conditions .....	47
10	Men's Mass Start .....	48
10.1	Entry List by Event .....	49
10.2	Start List .....	50
10.3	Results .....	51
10.4	Ice and Climatic Conditions .....	52
11	Mixed NOC Team Sprint .....	53
11.1	Entry List by Event .....	54
11.2	Start List .....	56
11.3	Results .....	57
11.4	Distance Analysis in Heats .....	59
11.5	Ice and Climatic Conditions .....	60



## Competition Schedule

As of THU 11 FEB 2016

Date	Start Time	Estimated Finish Time	Distance / Race
SAT 13 FEB	10:30	10:58	Ladies' 500m Race 1
	11:03	11:31	Men's 500m Race 1
	12:06	12:34	Ladies' 500m Race 2
	12:39	13:07	Men's 500m Race 2
MON 15 FEB	10:30	11:15	Ladies' 1500m
	11:35	12:20	Men's 1500m
WED 17 FEB	10:30	11:12	Mixed NOC Team Sprint
FRI 19 FEB	10:30	10:42	Ladies' Mass Start
	11:02	11:14	Men's Mass Start

**NOTE**

Please check the official website for more details and the latest updates.



## Competition Officials

As of SAT 13 FEB 2016

Function	Name	Organisation
Referee - Ladies	DYAKOV Ivan	RUS - Russian Federation
Referee - Men	SANDVIG SHOBE Susan	USA - United States of America
Assistant Referee - Ladies	NOZAKI Chiharu	JPN - Japan
Assistant Referee - Men	NOZAKI Chiharu	JPN - Japan
Starter - Ladies	TALAMINI Giovanni	ITA - Italy
Starter - Men	JOHANSSON Tom Vidar	NOR - Norway
ISU Event Delegate	BREUER Christian	GER - Germany



**Medallists by Event**

**REVISED**  
19 FEB 11:48

As of FRI 19 FEB 2016

**AFTER 7 OF 7 EVENTS**

Event	Date	Medal	Name	NOC Code
Ladies' 500 m	SAT 13 FEB	GOLD	KIM Min Sun	KOR
		SILVER	HAN Mei	CHN
		BRONZE	LI Huawei	CHN
Ladies' 1500 m	MON 15 FEB	GOLD	PARK Ji Woo	KOR
		SILVER	HAN Mei	CHN
		BRONZE	BONAZZA Noemi	ITA
Ladies' Mass Start	FRI 19 FEB	GOLD	PARK Ji Woo	KOR
		SILVER	HAN Mei	CHN
		BRONZE	KIM Min Sun	KOR
Men's 500 m	SAT 13 FEB	GOLD	LI Yanzhe	CHN
		SILVER	SAKAKIBARA Kazuki	JPN
		BRONZE	CHUNG Jae Woong	KOR
Men's 1500 m	MON 15 FEB	GOLD	KIM Min Seok	KOR
		SILVER	HORIKAWA Daichi	JPN
		BRONZE	BAKS Daan	NED
Mens' Mass Start	FRI 19 FEB	GOLD	KIM Min Seok	KOR
		SILVER	CHUNG Jae Woong	KOR
		BRONZE	JOHANSSON Allan Dahl	NOR
Mixed NOC Team Sprint	WED 17 FEB	GOLD	Team 6	
			BONAZZA Noemi (Ladies)	ITA
			BUYANTOGTOKH Sumiya (Ladies)	MGL
			CHUNG Jae Woong (Men)	KOR
		SILVER	SHEN Hanyang (Men)	CHN
			Team 9	
			DUL Elisa (Ladies)	NED
			GASECKA Karolina (Ladies)	POL
			KLEBA Austin (Men)	USA
BRONZE	MUKHAMADEYEV Anvar (Men)	KAZ		
	Team 10			
	CRISTELLI Chiara (Ladies)	ITA		
	HOGAS Mihaela (Ladies)	ROU		
JESKE Ole (Men)	GER			
JOHANSSON Allan Dahl (Men)	NOR			

Lillehammer  
**2016**  
Youth Olympic Games



YOG  
DNA

# Results Book



## Speed Skating

Ladies' 500m

  
OMEGA



## Entry List by Event

As of THU 11 FEB 2016

NOC	Name	Start Number	ISU Ranking	Date of Birth	Personal Best	Season's Best
AUT - Austria	FEICHTNER Viola	8		11 NOV 1998		43,75
	SCHINNERL Viktoria	25		20 AUG 1999		42,04
BLR - Belarus	NIFANTAVA Anna	21		17 OCT 1999		42,06
	VARABYOVA Yauheniya	29		1 APR 1998		41,88
CHN - People's Republic of China	HAN Mei	12		27 JAN 1998		39,62
	LI Huawei	18		14 NOV 1998		38,68
CZE - Czech Republic	KERSCHBAUMMAYR Natalie	14		4 MAY 1998		41,61
GER - Germany	KIRSAKAL Pia-Leonie	16		11 AUG 2000		42,37
	SCHOLZ Lea	26		16 MAY 1999		41,91
ITA - Italy	BONAZZA Noemi	1		22 JUN 1998		41,99
	CRISTELLI Chiara	4		16 FEB 1998		41,63
JPN - Japan	KUMAGAI Moe	17		1 DEC 2000		40,77
	ONODERA Yuna	22		2 MAR 1998		40,69
KAZ - Kazakhstan	GROMOVA Mariya	10		22 MAR 1998		42,65
	SIDELNIK Nadezhda	27		22 SEP 1998		41,85
KOR - Republic of Korea	KIM Min Sun	15		16 JUN 1999		37,87
	PARK Ji Woo	23		27 OCT 1998		41,03
MGL - Mongolia	BUYANTOGTOKH Sumiya	3		25 JAN 1999		43,79
NED - Netherlands	DUL Elisa	5		21 SEP 1998		40,74
	VAN ELST Isabelle	28		4 MAR 1998		39,99
NOR - Norway	EVJEVIK Camilla Wangen	6		18 FEB 1998		43,37
POL - Poland	BOSIEK Karolina	2		20 FEB 2000		41,37
	GASECKA Karolina	9		20 AUG 1999		42,53
ROU - Romania	HOGAS Mihaela	13		15 SEP 1998		41,79
RUS - Russian Federation	NAPOLSKIKH Sofya	20		30 SEP 2000		41,53
	SAMKOVA Elena	24		3 APR 1998		41,13
SUI - Switzerland	GUENTERT Jasmin	11		18 NOV 1999		42,49
SWE - Sweden	LINDGREN Erika	19		27 JUN 2000		42,84





### Start List

Pair	Lane	No.	Name	NOC Code
1	I	3	BUYANTOGTOKH Sumiya	MGL
	O	8	FEICHTNER Viola	AUT
2	I	10	GROMOVA Mariya	KAZ
	O	11	GUENTERT Jasmin	SUI
3	I	19	LINDGREN Erika	SWE
	O	25	SCHINNERL Viktoria	AUT
4	I	16	KIRSAKAL Pia-Leonie	GER
	O	6	EVJEVIK Camilla Wangen	NOR
5	I	9	GASECKA Karolina	POL
	O	21	NIFANTAVA Anna	BLR
6	I	2	BOSIEK Karolina	POL
	O	24	SAMKOVA Elena	RUS
7	I	29	VARABYOVA Yauheniya	BLR
	O	13	HOGAS Mihaela	ROU
8	I	4	CRISTELLI Chiara	ITA
	O	26	SCHOLZ Lea	GER
9	I	1	BONAZZA Noemi	ITA
	O	20	NAPOLSKIKH Sofya	RUS
10	I	5	DUL Elisa	NED
	O	23	PARK Ji Woo	KOR
11	I	18	LI Huawei	CHN
	O	22	ONODERA Yuna	JPN
12	I	17	KUMAGAI Moe	JPN
	O	12	HAN Mei	CHN
13	I	15	KIM Min Sun	KOR
	O	28	VAN ELST Isabelle	NED

LEGEND			
I	Inner lane	No	Start number
O	Outer lane		



### Distance Analysis in Pairs

Pair	Lane	No.	Name				NOC Code	Time	Note	Rank
			Split Time	Lap Time	Split Time	Lap Time				
1	I	3	<b>BUYANTOGTOKH Sumiya</b>				<b>MGL</b>	<b>43.38</b>		<b>23</b>
			12.05	(12.05)	43.38	(31.33)				
	O	8	<b>FEICHTNER Viola</b>				<b>AUT</b>	<b>43.88</b>		<b>25</b>
			12.03	(12.03)	43.88	(31.85)				
2	I	10	<b>GROMOVA Mariya</b>				<b>KAZ</b>	<b>43.72</b>		<b>24</b>
			11.80	(11.80)	43.72	(31.92)				
	O	11	<b>GUENTERT Jasmin</b>				<b>SUI</b>		<b>DQ</b>	
			11.76	(11.76)	43.60	(31.84)				
3	I	19	<b>LINDGREN Erika</b>				<b>SWE</b>	<b>43.32</b>		<b>22</b>
			11.90	(11.90)	43.32	(31.42)				
	O	25	<b>SCHINNERL Viktoria</b>				<b>AUT</b>	<b>42.87</b>		<b>20</b>
			11.82	(11.82)	42.87	(31.05)				
4	I	16	<b>KIRSAKAL Pia-Leonie</b>				<b>GER</b>	<b>42.64</b>		<b>19</b>
			11.66	(11.66)	42.64	(30.98)				
	O	6	<b>EVJEVIK Camilla Wangen</b>				<b>NOR</b>	<b>43.20</b>		<b>21</b>
			11.97	(11.97)	43.20	(31.23)				
5	I	9	<b>GASECKA Karolina</b>				<b>POL</b>	<b>42.38</b>		<b>17</b>
			11.68	(11.68)	42.38	(30.70)				
	O	21	<b>NIFANTAVA Anna</b>				<b>BLR</b>	<b>42.42</b>		<b>18</b>
			11.53	(11.53)	42.42	(30.89)				
6	I	2	<b>BOSIEK Karolina</b>				<b>POL</b>	<b>40.78</b>		<b>8</b>
			11.21	(11.21)	40.78	(29.57)				
	O	24	<b>SAMKOVA Elena</b>				<b>RUS</b>	<b>41.74</b>		<b>13</b>
			11.54	(11.54)	41.74	(30.20)				
7	I	29	<b>VARABYOVA Yauheniya</b>				<b>BLR</b>	<b>41.53</b>		<b>11</b>
			11.36	(11.36)	41.53	(30.17)				
	O	13	<b>HOGAS Mihaela</b>				<b>ROU</b>	<b>42.27</b>		<b>16</b>
			11.40	(11.40)	42.27	(30.87)				
8	I	4	<b>CRISTELLI Chiara</b>				<b>ITA</b>	<b>40.89</b>		<b>9</b>
			11.27	(11.27)	40.89	(29.62)				
	O	26	<b>SCHOLZ Lea</b>				<b>GER</b>	<b>41.84</b>		<b>15</b>
			11.34	(11.34)	41.84	(30.50)				
9	I	1	<b>BONAZZA Noemi</b>				<b>ITA</b>	<b>40.72</b>		<b>7</b>
			11.14	(11.14)	40.72	(29.58)				
	O	20	<b>NAPOLSKIKH Sofya</b>				<b>RUS</b>	<b>41.81</b>		<b>14</b>
			11.67	(11.67)	41.81	(30.14)				
10	I	5	<b>DUL Elisa</b>				<b>NED</b>	<b>41.05</b>		<b>10</b>
			11.36	(11.36)	41.05	(29.69)				
	O	23	<b>PARK Ji Woo</b>				<b>KOR</b>	<b>40.33</b>		<b>4</b>
			11.18	(11.18)	40.33	(29.15)				
11	I	18	<b>LI Huawei</b>				<b>CHN</b>	<b>39.97</b>		<b>3</b>
			11.08	(11.08)	39.97	(28.89)				
	O	22	<b>ONODERA Yuna</b>				<b>JPN</b>	<b>41.58</b>		<b>12</b>
			11.25	(11.25)	41.58	(30.33)				



SAT 13 FEB 2016  
Start Time 10:30

### Distance Analysis in Pairs

Pair	Lane	No.	Name				NOC Code	Time	Note	Rank
		Split Time	Lap Time	Split Time	Lap Time					
12	I	17	<b>KUMAGAI Moe</b>				<b>JPN</b>	<b>40.71</b>		<b>6</b>
		10.76	(10.76)	40.71	(29.95)					
	O	12	<b>HAN Mei</b>				<b>CHN</b>	<b>39.78</b>		<b>2</b>
		10.94	(10.94)	39.78	(28.84)					
13	I	15	<b>KIM Min Sun</b>				<b>KOR</b>	<b>39.30</b>		<b>1</b>
		10.92	(10.92)	39.30	(28.38)					
	O	28	<b>VAN ELST Isabelle</b>				<b>NED</b>	<b>40.52</b>		<b>5</b>
		11.35	(11.35)	40.52	(29.17)					

**LEGEND**

**DQ** Disqualified  
**O** Outer lane

**I** Inner lane

**No** Start number



SAT 13 FEB 2016  
Start Time 10:30

### Ice and Climatic Conditions

	Session 1	
	Start	End
<b>Time</b>	08:20	10:33
<b>Air Temperature</b>	11.9°C / 53°F	12.5°C / 55°F
<b>Ice Temperature</b>	-7.9°C / 18°F	-7.3°C / 19°F
<b>Humidity</b>	25%	25%
<b>Air Pressure</b>	999 hPa	999 hPa



SAT 13 FEB 2016  
Start Time 12:06

### Start List

Pair	Lane	No.	Name	NOC Code	Time	Race 1	
						Rank	
1	I	10	GROMOVA Mariya	KAZ	43.72	24	
	O						
2	I	8	FEICHTNER Viola	AUT	43.88	25	
	O	3	BUYANTOGTOKH Sumiya	MGL	43.38	23	
3	I	6	EVJEVIK Camilla Wangen	NOR	43.20	21	
	O	19	LINDGREN Erika	SWE	43.32	22	
4	I	25	SCHINNERL Viktoria	AUT	42.87	20	
	O	16	KIRSAKAL Pia-Leonie	GER	42.64	19	
5	I	21	NIFANTAVA Anna	BLR	42.42	18	
	O	9	GASECKA Karolina	POL	42.38	17	
6	I	13	HOGAS Mihaela	ROU	42.27	16	
	O	29	VARABYOVA Yauheniya	BLR	41.53	11	
7	I	26	SCHOLZ Lea	GER	41.84	15	
	O	5	DUL Elisa	NED	41.05	10	
8	I	20	NAPOLSKIKH Sofya	RUS	41.81	14	
	O	4	CRISTELLI Chiara	ITA	40.89	9	
9	I	24	SAMKOVA Elena	RUS	41.74	13	
	O	2	BOSIEK Karolina	POL	40.78	8	
10	I	22	ONODERA Yuna	JPN	41.58	12	
	O	1	BONAZZA Noemi	ITA	40.72	7	
11	I	28	VAN ELST Isabelle	NED	40.52	5	
	O	17	KUMAGAI Moe	JPN	40.71	6	
12	I	23	PARK Ji Woo	KOR	40.33	4	
	O	18	LI Huawei	CHN	39.97	3	
13	I	12	HAN Mei	CHN	39.78	2	
	O	15	KIM Min Sun	KOR	39.30	1	

**LEGEND**

I Inner lane

No Start number

O Outer lane



## Results

<b>ISU Officials:</b>	<b>Race 1</b>	<b>Race 2</b>
<b>Referee</b>	DYAKOV Ivan (RUS)	DYAKOV Ivan (RUS)
<b>Assistant Referee</b>	NOZAKI Chiharu (JPN)	NOZAKI Chiharu (JPN)
<b>Starter</b>	TALAMINI Giovanni (ITA)	TALAMINI Giovanni (ITA)

Rank	No.	Name	NOC Code	Race 1					Race 2					Total		
				Pair	Ln.	Time	Gap	Note Rank	Pair	Ln.	Time	Gap	Note Rank	Time	Gap	Note
1	15	KIM Min Sun	KOR	13	I	39.30	0.00	1	13	O	39.36	0.00	1	<b>78.66</b>	0.00	
2	12	HAN Mei	CHN	12	O	39.78	0.48	2	13	I	39.66	0.30	2	<b>79.44</b>	0.78	
3	18	LI Huawei	CHN	11	I	39.97	0.67	3	12	O	39.77	0.41	3	<b>79.75</b>	1.09	
4	23	PARK Ji Woo	KOR	10	O	40.33	1.03	4	12	I	40.37	1.01	4	<b>80.71</b>	2.05	
5	28	VAN ELST Isabelle	NED	13	O	40.52	1.22	5	11	I	40.74	1.38	5	<b>81.27</b>	2.61	
6	1	BONAZZA Noemi	ITA	9	I	40.72	1.42	7	10	O	40.76	1.40	6	<b>81.48</b>	2.82	
7	2	BOSIEK Karolina	POL	6	I	40.78	1.48	8	9	O	40.85	1.49	7	<b>81.63</b>	2.97	
8	17	KUMAGAI Moe	JPN	12	I	40.71	1.41	6	11	O	41.00	1.64	9	<b>81.71</b>	3.05	
9	5	DUL Elisa	NED	10	I	41.05	1.75	10	7	O	40.90	1.54	8	<b>81.96</b>	3.30	
10	4	CRISTELLI Chiara	ITA	8	I	40.89	1.59	9	8	O	41.16	1.80	10	<b>82.05</b>	3.39	
11	22	ONODERA Yuna	JPN	11	O	41.58	2.28	12	10	I	41.70	2.34	13	<b>83.28</b>	4.62	
12	29	VARABYOVA Y	BLR	7	I	41.530	2.23	11	6	O	41.810	2.45	14	<b>83.340</b>	4.68	
13	24	SAMKOVA Elena	RUS	6	O	41.748	2.44	13	9	I	41.597	2.23	11	<b>83.345</b>	4.68	
14	20	NAPOLSKIKH Sofya	RUS	9	O	41.81	2.51	14	8	I	41.68	2.32	12	<b>83.49</b>	4.83	
15	26	SCHOLZ Lea	GER	8	O	41.84	2.54	15	7	I	41.92	2.56	16	<b>83.77</b>	5.11	
16	21	NIFANTAVA Anna	BLR	5	O	42.42	3.12	18	5	I	41.84	2.48	15	<b>84.26</b>	5.60	
17	13	HOGAS Mihaela	ROU	7	O	42.27	2.97	16	6	I	42.11	2.75	17	<b>84.38</b>	5.72	
18	9	GASECKA Karolina	POL	5	I	42.38	3.08	17	5	O	42.39	3.03	18	<b>84.78</b>	6.12	
19	16	KIRSAKAL Pia-Leonie	GER	4	I	42.64	3.34	19	4	O	42.66	3.30	20	<b>85.30</b>	6.64	
20	25	SCHINNERL Viktoria	AUT	3	O	42.87	3.57	20	4	I	42.44	3.08	19	<b>85.32</b>	6.66	
21	3	BUYANTOGTOKH S	MGL	1	I	43.381	4.08	23	2	O	42.914	3.55	21	<b>86.295</b>	7.63	
22	19	LINDGREN Erika	SWE	3	I	43.322	4.02	22	3	O	42.974	3.61	22	<b>86.296</b>	7.63	
23	6	EVJEVIK CW	NOR	4	O	43.20	3.90	21	3	I	43.74	4.38	23	<b>86.95</b>	8.29	
24	8	FEICHTNER Viola	AUT	1	O	43.88	4.58	25	2	I	44.00	4.64	24	<b>87.88</b>	9.22	
25	10	GROMOVA Mariya	KAZ	2	I	43.72	4.42	24	1	O	44.24	4.88	25	<b>87.96</b>	9.30	
	11	GUENTERT Jasmin	SUI	2	O	DQ										

Referee:

DYAKOV Ivan (RUS)

### NOTE

Total time is the sum of times from Race 1 and Race 2. This is calculated to the thousandth of a second and then truncated to the hundredth of a second for the presentation of the total time.

If two or more skaters obtain the same total time to the hundredth of a second, the ties will be broken and all the times for the skaters concerned will be presented to the thousandth of a second.

### LEGEND

**DQ** Disqualified **I** Inner lane **Ln** Lane identification (I / O)  
**No** Start number **O** Outer lane



### Distance Analysis in Pairs

Pair	Lane	No.	Name				NOC Code	Total Time	Note	Total Rank
			Split Time	Lap Time	Split Time	Lap Time				
1	O	10	<b>GROMOVA Mariya</b>				KAZ	<b>87.96</b>		<b>25</b>
			11.94	(11.94)	44.24	(32.30)				
2	I	8	<b>FEICHTNER Viola</b>				AUT	<b>87.88</b>		<b>24</b>
			12.06	(12.06)	44.00	(31.94)				
	O	3	<b>BUYANTOGTOKH Sumiya</b>				MGL	<b>86.295</b>		<b>21</b>
			11.82	(11.82)	42.91	(31.09)				
3	I	6	<b>EVJEVIK Camilla Wangen</b>				NOR	<b>86.95</b>		<b>23</b>
			12.01	(12.01)	43.74	(31.73)				
	O	19	<b>LINDGREN Erika</b>				SWE	<b>86.296</b>		<b>22</b>
			11.89	(11.89)	42.97	(31.08)				
4	I	25	<b>SCHINNERL Viktoria</b>				AUT	<b>85.32</b>		<b>20</b>
			11.61	(11.61)	42.44	(30.83)				
	O	16	<b>KIRSAKAL Pia-Leonie</b>				GER	<b>85.30</b>		<b>19</b>
			11.52	(11.52)	42.66	(31.14)				
5	I	21	<b>NIFANTAVA Anna</b>				BLR	<b>84.26</b>		<b>16</b>
			11.38	(11.38)	41.84	(30.46)				
	O	9	<b>GASECKA Karolina</b>				POL	<b>84.78</b>		<b>18</b>
			11.79	(11.79)	42.39	(30.60)				
6	I	13	<b>HOGAS Mihaela</b>				ROU	<b>84.38</b>		<b>17</b>
			11.39	(11.39)	42.11	(30.72)				
	O	29	<b>VARABYOVA Yauheniya</b>				BLR	<b>83.340</b>		<b>12</b>
			11.48	(11.48)	41.81	(30.33)				
7	I	26	<b>SCHOLZ Lea</b>				GER	<b>83.77</b>		<b>15</b>
			11.39	(11.39)	41.92	(30.53)				
	O	5	<b>DUL Elisa</b>				NED	<b>81.96</b>		<b>9</b>
			11.33	(11.33)	40.90	(29.57)				
8	I	20	<b>NAPOLSKIKH Sofya</b>				RUS	<b>83.49</b>		<b>14</b>
			11.55	(11.55)	41.68	(30.13)				
	O	4	<b>CRISTELLI Chiara</b>				ITA	<b>82.05</b>		<b>10</b>
			11.31	(11.31)	41.16	(29.85)				
9	I	24	<b>SAMKOVA Elena</b>				RUS	<b>83.345</b>		<b>13</b>
			11.44	(11.44)	41.59	(30.15)				
	O	2	<b>BOSIEK Karolina</b>				POL	<b>81.63</b>		<b>7</b>
			11.38	(11.38)	40.85	(29.47)				
10	I	22	<b>ONODERA Yuna</b>				JPN	<b>83.28</b>		<b>11</b>
			11.31	(11.31)	41.70	(30.39)				
	O	1	<b>BONAZZA Noemi</b>				ITA	<b>81.48</b>		<b>6</b>
			11.20	(11.20)	40.76	(29.56)				
11	I	28	<b>VAN ELST Isabelle</b>				NED	<b>81.27</b>		<b>5</b>
			11.34	(11.34)	40.74	(29.40)				
	O	17	<b>KUMAGAI Moe</b>				JPN	<b>81.71</b>		<b>8</b>
			10.90	(10.90)	41.00	(30.10)				



SAT 13 FEB 2016  
Start Time 12:06

### Distance Analysis in Pairs

Pair	Lane	No.	Name				NOC Code	Total Time	Note	Total Rank
			Split Time	Lap Time	Split Time	Lap Time				
12	I	23	<b>PARK Ji Woo</b>				<b>KOR</b>	<b>80.71</b>		<b>4</b>
			11.25	(11.25)	40.37	(29.12)		40.37		4
	O	18	<b>LI Huawei</b>				<b>CHN</b>	<b>79.75</b>		<b>3</b>
			11.04	(11.04)	39.77	(28.73)		39.77		3
13	I	12	<b>HAN Mei</b>				<b>CHN</b>	<b>79.44</b>		<b>2</b>
			10.93	(10.93)	39.66	(28.73)		39.66		2
	O	15	<b>KIM Min Sun</b>				<b>KOR</b>	<b>78.66</b>		<b>1</b>
			10.88	(10.88)	39.36	(28.48)		39.36		1

**LEGEND**

I Inner lane

No Start number

O Outer lane





SAT 13 FEB 2016  
Start Time 12:06

### Ice and Climatic Conditions


	Session 1	
	Start	End
<b>Air Temperature</b>	12.9°C / 55°F	°C / °F
<b>Ice Temperature</b>	-7.1°C / 19°F	°C / °F
<b>Humidity</b>	25%	%
<b>Air Pressure</b>	999 hPa	hPa

Lillehammer  
**2016**  
Youth Olympic Games



YOG  
DNA

# Results Book



## Speed Skating

Ladies' 1500m

  
OMEGA



## Entry List by Event

As of SAT 13 FEB 2016

NOC	Name	Start Number	ISU Ranking	Date of Birth	Personal Best	Season's Best
AUT - Austria	FEICHTNER Viola	8	15	11 NOV 1998		2.09,27
	SCHINNERL Viktoria	25	14	20 AUG 1999		2.08,43
BLR - Belarus	NIFANTAVA Anna	21	26	17 OCT 1999		2.15,60
	VARABYOVA Yauheniya	29	12	1 APR 1998		2.08,26
CHN - People's Republic of China	HAN Mei	12	2	27 JAN 1998		2.00,76
	LI Huawei	18	4	14 NOV 1998		2.01,95
CZE - Czech Republic	KERSCHBAUMMAYR Natalie	14	3	4 MAY 1998		2.01,87
GER - Germany	KIRSAKAL Pia-Leonie	16	21	11 AUG 2000		2.12,82
	SCHOLZ Lea	26	16	16 MAY 1999		2.09,86
ITA - Italy	BONAZZA Noemi	1	9	22 JUN 1998		2.05,42
	CRISTELLI Chiara	4	6	16 FEB 1998		2.04,80
JPN - Japan	KUMAGAI Moe	17	27	1 DEC 2000		
	ONODERA Yuna	22	5	2 MAR 1998		2.04,55
KAZ - Kazakhstan	GROMOVA Mariya	10	25	22 MAR 1998		2.15,16
	SIDELNIK Nadezhda	27	18	22 SEP 1998		2.10,37
KOR - Republic of Korea	KIM Min Sun	15	28	16 JUN 1999		
	PARK Ji Woo	23	1	27 OCT 1998		1.59,14
MGL - Mongolia	BUYANTOGTOKH Sumiya	3	23	25 JAN 1999		2.14,15
NED - Netherlands	DUL Elisa	5	8	21 SEP 1998		2.05,25
	VAN ELST Isabelle	28	11	4 MAR 1998		2.07,69
NOR - Norway	EVJEVIK Camilla Wangen	6	17	18 FEB 1998		2.10,11
POL - Poland	BOSIEK Karolina	2	7	20 FEB 2000		2.05,17
	GASECKA Karolina	9	22	20 AUG 1999		2.13,08
ROU - Romania	HOGAS Mihaela	13	19	15 SEP 1998		2.11,85
RUS - Russian Federation	NAPOLSKIKH Sofya	20	13	30 SEP 2000		2.08,39
	SAMKOVA Elena	24	10	3 APR 1998		2.07,62
SUI - Switzerland	GUENTERT Jasmin	11	20	18 NOV 1999		2.12,28
SWE - Sweden	LINDGREN Erika	19	24	27 JUN 2000		2.14,96



**Start List**

**REVISED**  
15 FEB 14:10

Pair	Lane	No.	Name	NOC Code
1	I	15	KIM Min Sun	KOR
	O	17	KUMAGAI Moe	JPN
2	I	10	GROMOVA Mariya	KAZ
	O	3	BUYANTOGTOKH Sumiya	MGL
3	I	9	GASECKA Karolina	POL
	O	13	HOGAS Mihaela	ROU
4	I	6	EVJEVIK Camilla Wangen	NOR
	O	11	GUENTERT Jasmin	SUI
5	I	19	LINDGREN Erika	SWE
	O	21	NIFANTAVA Anna	BLR
6	I	8	FEICHTNER Viola	AUT
	O	24	SAMKOVA Elena	RUS
7	I	26	SCHOLZ Lea	GER
	O	20	NAPOLSKIKH Sofya	RUS
8	I	1	BONAZZA Noemi	ITA
	O	28	VAN ELST Isabelle	NED
9	I	29	VARABYOVA Yauheniya	BLR
	O	25	SCHINNERL Viktoria	AUT
10	I	22	ONODERA Yuna	JPN
	O	14	KERSCHBAUMMAYR Natalie	CZE
11	I	23	PARK Ji Woo	KOR
	O	18	LI Huawei	CHN
12	I	12	HAN Mei	CHN
	O	5	DUL Elisa	NED
13	I	2	BOSIEK Karolina	POL
	O	4	CRISTELLI Chiara	ITA

**LEGEND**

I Inner lane      No Start number      O Outer lane

16 KIRSAKAL Pia Leonie - Withdrawn



MON 15 FEB 2016  
Start Time 10:30

**Results**

**REVISED**  
15 FEB 14:10

**ISU Officials:**

**Referee** DYAKOV Ivan (RUS)  
**Assistant Referee** NOZAKI Chiharu (JPN)  
**Starter** TALAMINI Giovanni (ITA)

Rank	No.	Name	NOC Code	Pair	Lane	Time	Gap	Note
1	23	PARK Ji Woo	KOR	11	I	2:03.53	0.00	
2	12	HAN Mei	CHN	12	I	2:04.48	0.95	
3	1	BONAZZA Noemi	ITA	8	I	2:05.49	1.96	
4	14	KERSCHBAUMMAYR Natalie	CZE	10	O	2:05.54	2.01	
5	2	BOSIEK Karolina	POL	13	I	2:06.24	2.71	
6	4	CRISTELLI Chiara	ITA	13	O	2:07.16	3.63	
7	20	NAPOLSKIKH Sofya	RUS	7	O	2:07.18	3.65	
8	28	VAN ELST Isabelle	NED	8	O	2:08.26	4.73	
9	9	GASECKA Karolina	POL	3	I	2:09.02	5.49	
10	5	DUL Elisa	NED	12	O	2:09.08	5.55	
11	18	LI Huawei	CHN	11	O	2:09.61	6.08	
12	26	SCHOLZ Lea	GER	7	I	2:10.13	6.60	
13	8	FEICHTNER Viola	AUT	6	I	2:10.44	6.91	
14	24	SAMKOVA Elena	RUS	6	O	2:10.45	6.92	
15	22	ONODERA Yuna	JPN	10	I	2:11.37	7.84	
16	15	KIM Min Sun	KOR	1	I	2:11.76	8.23	
17	29	VARABYOVA Yauheniya	BLR	9	I	2:12.25	8.72	
18	6	EVJEVIK Camilla Wangen	NOR	4	I	2:12.72	9.19	
19	25	SCHINNERL Viktoria	AUT	9	O	2:13.40	9.87	
20	17	KUMAGAI Moe	JPN	1	O	2:14.34	10.81	
21	13	HOGAS Mihaela	ROU	3	O	2:14.61	11.08	
22	19	LINDGREN Erika	SWE	5	I	2:14.75	11.22	
23	21	NIFANTAVA Anna	BLR	5	O	2:18.13	14.60	
24	3	BUYANTOGTOKH Sumiya	MGL	2	O	2:18.42	14.89	
25	11	GUENTERT Jasmin	SUI	4	O	2:19.84	16.31	
26	10	GROMOVA Mariya	KAZ	2	I	2:23.03	19.50	

Referee:

**DYAKOV Ivan (RUS)**

**LEGEND**

**I** Inner lane      **No** Start number      **O** Outer lane

**16 KIRSAKAL Pia Leonie - Withdrawn**



Distance Analysis in Pairs

**REVISED**  
15 FEB 14:10

Pair	Lane	No.	Name					NOC Code	Time	Note	Rank
			Split Time	Lap Time	Split Time	Lap Time	Split Time				
1	I	15	<b>KIM Min Sun</b>					<b>KOR</b>	<b>2:11.76</b>		<b>16</b>
			26.85	(26.85)	58.14	(31.29)	1:33.69	(35.55)	2:11.76	(38.07)	
	O	17	<b>KUMAGAI Moe</b>					<b>JPN</b>	<b>2:14.34</b>		<b>20</b>
			27.66	(27.66)	1:01.43	(33.77)	1:37.70	(36.27)	2:14.34	(36.64)	
2	I	10	<b>GROMOVA Mariya</b>					<b>KAZ</b>	<b>2:23.03</b>		<b>26</b>
			29.66	(29.66)	1:04.59	(34.93)	1:42.34	(37.75)	2:23.03	(40.69)	
	O	3	<b>BUYANTOGTOKH Sumiya</b>					<b>MGL</b>	<b>2:18.42</b>		<b>24</b>
			28.39	(28.39)	1:01.12	(32.73)	1:38.72	(37.60)	2:18.42	(39.70)	
3	I	9	<b>GASECKA Karolina</b>					<b>POL</b>	<b>2:09.02</b>		<b>9</b>
			27.79	(27.79)	1:00.03	(32.24)	1:34.18	(34.15)	2:09.02	(34.84)	
	O	13	<b>HOGAS Mihaela</b>					<b>ROU</b>	<b>2:14.61</b>		<b>21</b>
			27.95	(27.95)	1:00.18	(32.23)	1:35.83	(35.65)	2:14.61	(38.78)	
4	I	6	<b>EVJEVIK Camilla Wangen</b>					<b>NOR</b>	<b>2:12.72</b>		<b>18</b>
			28.15	(28.15)	1:00.37	(32.22)	1:35.24	(34.87)	2:12.72	(37.48)	
	O	11	<b>GUENTERT Jasmin</b>					<b>SUI</b>	<b>2:19.84</b>		<b>25</b>
			28.39	(28.39)	1:02.33	(33.94)	1:39.75	(37.42)	2:19.84	(40.09)	
5	I	19	<b>LINDGREN Erika</b>					<b>SWE</b>	<b>2:14.75</b>		<b>22</b>
			28.68	(28.68)	1:02.24	(33.56)	1:37.89	(35.65)	2:14.75	(36.86)	
	O	21	<b>NIFANTAVA Anna</b>					<b>BLR</b>	<b>2:18.13</b>		<b>23</b>
			29.08	(29.08)	1:02.82	(33.74)	1:38.95	(36.13)	2:18.13	(39.18)	
6	I	8	<b>FEICHTNER Viola</b>					<b>AUT</b>	<b>2:10.44</b>		<b>13</b>
			28.40	(28.40)	1:00.58	(32.18)	1:34.67	(34.09)	2:10.44	(35.77)	
	O	24	<b>SAMKOVA Elena</b>					<b>RUS</b>	<b>2:10.45</b>		<b>14</b>
			27.60	(27.60)	59.57	(31.97)	1:34.26	(34.69)	2:10.45	(36.19)	
7	I	26	<b>SCHOLZ Lea</b>					<b>GER</b>	<b>2:10.13</b>		<b>12</b>
			27.48	(27.48)	59.33	(31.85)	1:33.38	(34.05)	2:10.13	(36.75)	
	O	20	<b>NAPOLSKIKH Sofya</b>					<b>RUS</b>	<b>2:07.18</b>		<b>7</b>
			27.19	(27.19)	58.76	(31.57)	1:32.00	(33.24)	2:07.18	(35.18)	
8	I	1	<b>BONAZZA Noemi</b>					<b>ITA</b>	<b>2:05.49</b>		<b>3</b>
			26.83	(26.83)	57.77	(30.94)	1:30.51	(32.74)	2:05.49	(34.98)	
	O	28	<b>VAN ELST Isabelle</b>					<b>NED</b>	<b>2:08.26</b>		<b>8</b>
			26.92	(26.92)	57.94	(31.02)	1:31.41	(33.47)	2:08.26	(36.85)	
9	I	29	<b>VARABYOVA Yauheniya</b>					<b>BLR</b>	<b>2:12.25</b>		<b>17</b>
			27.75	(27.75)	59.97	(32.22)	1:34.77	(34.80)	2:12.25	(37.48)	
	O	25	<b>SCHINNERL Viktoria</b>					<b>AUT</b>	<b>2:13.40</b>		<b>19</b>
			28.28	(28.28)	1:00.76	(32.48)	1:35.49	(34.73)	2:13.40	(37.91)	
10	I	22	<b>ONODERA Yuna</b>					<b>JPN</b>	<b>2:11.37</b>		<b>15</b>
			27.87	(27.87)	1:00.32	(32.45)	1:34.99	(34.67)	2:11.37	(36.38)	
	O	14	<b>KERSCHBAUMMAYR Natalie</b>					<b>CZE</b>	<b>2:05.54</b>		<b>4</b>
			27.65	(27.65)	58.53	(30.88)	1:31.12	(32.59)	2:05.54	(34.42)	



Distance Analysis in Pairs

**REVISED**  
15 FEB 14:10

Pair	Lane	No.	Name					NOC Code	Time	Note	Rank
			Split Time	Lap Time	Split Time	Lap Time	Split Time				
11	I	23	<b>PARK Ji Woo</b>					<b>KOR</b>	<b>2:03.53</b>		<b>1</b>
			26.71	(26.71)	56.98	(30.27)	1:29.37	(32.39)	2:03.53	(34.16)	
	O	18	<b>LI Huawei</b>					<b>CHN</b>	<b>2:09.61</b>		<b>11</b>
			26.72	(26.72)	57.36	(30.64)	1:31.73	(34.37)	2:09.61	(37.88)	
12	I	12	<b>HAN Mei</b>					<b>CHN</b>	<b>2:04.48</b>		<b>2</b>
			26.30	(26.30)	56.69	(30.39)	1:29.57	(32.88)	2:04.48	(34.91)	
	O	5	<b>DUL Elisa</b>					<b>NED</b>	<b>2:09.08</b>		<b>10</b>
			27.23	(27.23)	58.33	(31.10)	1:32.22	(33.89)	2:09.08	(36.86)	
13	I	2	<b>BOSIEK Karolina</b>					<b>POL</b>	<b>2:06.24</b>		<b>5</b>
			26.66	(26.66)	57.64	(30.98)	1:31.30	(33.66)	2:06.24	(34.94)	
	O	4	<b>CRISTELLI Chiara</b>					<b>ITA</b>	<b>2:07.16</b>		<b>6</b>
			26.36	(26.36)	56.95	(30.59)	1:30.67	(33.72)	2:07.16	(36.49)	

<b>LEGEND</b>
I Inner lane
No Start number
O Outer lane

16 KIRSAKAL Pia Leonie - Withdrawn



MON 15 FEB 2016  
Start Time 10:30

### Ice and Climatic Conditions

	Session 1	
	Start	End
<b>Air Temperature</b>	12.6°C / 55°F	°C / °F
<b>Ice Temperature</b>	-6.9°C / 20°F	°C / °F
<b>Humidity</b>	20%	%
<b>Air Pressure</b>	1020 hPa	hPa




Lillehammer  
**2016**  
Youth Olympic Games



YOG  
DNA

# Results Book



## Speed Skating

Ladies' Mass Start

  
OMEGA



## Entry List by Event

As of WED 17 FEB 2016

NOC	Name	Start Number	ISU Ranking	Date of Birth	Personal Best	Season's Best
AUT - Austria	FEICHTNER Viola	8		11 NOV 1998		
	SCHINNERL Viktoria	25		20 AUG 1999		
BLR - Belarus	NIFANTAVA Anna	21		17 OCT 1999		
	VARABYOVA Yauheniya	29		1 APR 1998		
CHN - People's Republic of China	HAN Mei	12		27 JAN 1998		
	LI Huawei	18		14 NOV 1998		
CZE - Czech Republic	KERSCHBAUMMAYR Natalie	14		4 MAY 1998		
GER - Germany	KIRSAKAL Pia-Leonie	16		11 AUG 2000		
	SCHOLZ Lea	26		16 MAY 1999		
ITA - Italy	BONAZZA Noemi	1		22 JUN 1998		
	CRISTELLI Chiara	4		16 FEB 1998		
JPN - Japan	KUMAGAI Moe	17		1 DEC 2000		
	ONODERA Yuna	22		2 MAR 1998		
KAZ - Kazakhstan	GROMOVA Mariya	10		22 MAR 1998		
	SIDELNIK Nadezhda	27		22 SEP 1998		
KOR - Republic of Korea	KIM Min Sun	15		16 JUN 1999		
	PARK Ji Woo	23		27 OCT 1998		
MGL - Mongolia	BUYANTOGTOKH Sumiya	3		25 JAN 1999		
NED - Netherlands	DUL Elisa	5		21 SEP 1998		
	VAN ELST Isabelle	28		4 MAR 1998		
NOR - Norway	EVJEVIK Camilla Wangen	6		18 FEB 1998		
POL - Poland	BOSIEK Karolina	2		20 FEB 2000		
	GASECKA Karolina	9		20 AUG 1999		
ROU - Romania	HOGAS Mihaela	13		15 SEP 1998		
RUS - Russian Federation	NAPOLSKIKH Sofya	20		30 SEP 2000		
	SAMKOVA Elena	24		3 APR 1998		
SUI - Switzerland	GUENTERT Jasmin	11		18 NOV 1999		
SWE - Sweden	LINDGREN Erika	19		27 JUN 2000		

**Start List**

Start Position	No.	Name	NOC Code
1	23	PARK Ji Woo	KOR
2	12	HAN Mei	CHN
3	1	BONAZZA Noemi	ITA
4	14	KERSCHBAUMMAYR Natalie	CZE
5	2	BOSIEK Karolina	POL
6	4	CRISTELLI Chiara	ITA
7	20	NAPOLSKIKH Sofya	RUS
8	28	VAN ELST Isabelle	NED
9	9	GASECKA Karolina	POL
10	5	DUL Elisa	NED
11	18	LI Huawei	CHN
12	26	SCHOLZ Lea	GER
13	8	FEICHTNER Viola	AUT
14	24	SAMKOVA Elena	RUS
15	22	ONODERA Yuna	JPN
16	15	KIM Min Sun	KOR
17	29	VARABYOVA Yauheniya	BLR
18	6	EVJEVIK Camilla Wangen	NOR
19	25	SCHINNERL Viktoria	AUT
20	13	HOGAS Mihaela	ROU
21	19	LINDGREN Erika	SWE
22	21	NIFANTAVA Anna	BLR
23	3	BUYANTOGTOKH Sumiya	MGL
24	11	GUENTERT Jasmin	SUI
25	10	GROMOVA Mariya	KAZ

**LEGEND**

No Start number



FRI 19 FEB 2016  
Start Time 10:30

## Results

**ISU Officials:**

**Referee** DYAKOV Ivan (RUS)  
**Assistant Referee** NOZAKI Chiharu (JPN)  
**Starter** TALAMINI Giovanni (ITA)

Rank	No.	Name	NOC Code	Laps	S1	S2	Total	Time
1	23	PARK Ji Woo	KOR	10		30	30	
2	12	HAN Mei	CHN	10		20	20	
3	15	KIM Min Sun	KOR	10		10	10	
4	5	DUL Elisa	NED	10	5		5	
5	25	SCHINNERL Viktoria	AUT	10	3		3	
6	29	VARABYOVA Yauheniya	BLR	10	1		1	
7	14	KERSCHBAUMMAYR Natalie	CZE	10			0	5:54.50
8	1	BONAZZA Noemi	ITA	10			0	5:54.82
9	4	CRISTELLI Chiara	ITA	10			0	5:55.36
10	19	LINDGREN Erika	SWE	10			0	5:56.13
11	22	ONODERA Yuna	JPN	10			0	5:56.41
12	2	BOSIEK Karolina	POL	10			0	5:56.44
13	11	GUENTERT Jasmin	SUI	10			0	5:56.68
14	28	VAN ELST Isabelle	NED	10			0	5:57.20
15	8	FEICHTNER Viola	AUT	10			0	5:57.45
16	20	NAPOLSKIKH Sofya	RUS	10			0	5:57.51
17	9	GASECKA Karolina	POL	10			0	5:58.32
18	24	SAMKOVA Elena	RUS	10			0	5:58.43
19	6	EVJEVIK Camilla Wangen	NOR	10			0	5:58.67
20	10	GROMOVA Mariya	KAZ	10			0	6:03.40
21	3	BUYANTOGTOKH Sumiya	MGL	10			0	6:05.11
22	18	LI Huawei	CHN	10			0	6:07.09
23	26	SCHOLZ Lea	GER	9			0	5:53.66
24	13	HOGAS Mihaela	ROU	9			0	5:59.72
	21	NIFANTAVA Anna	BLR					DQ

Referee:

**DYAKOV Ivan (RUS)**

**LEGEND**

**DQ** Disqualified      **No** Start number      **Sx** Sprint position (x=1-2)



FRI 19 FEB 2016  
 Start Time 10:30

**Ice and Climatic Conditions**

	Session 1	
	Start	End
<b>Air Temperature</b>	12.7°C / 55°F	°C / °F
<b>Ice Temperature</b>	-7.9°C / 18°F	°C / °F
<b>Humidity</b>	25%	%
<b>Air Pressure</b>	hPa	hPa

Lillehammer  
**2016**  
Youth Olympic Games



YOG  
DNA



# Results Book



## Speed Skating

Men's 500m





## Entry List by Event

As of THU 11 FEB 2016

NOC	Name	Start Number	ISU Ranking	Date of Birth	Personal Best	Season's Best
AUT - Austria	HAUER Mathias	108		21 OCT 1998		38,79
BLR - Belarus	BOLGOV Yevgeny	103		3 JUL 1998		38,03
	RUDESKO Victor	124		3 SEP 1998		38,00
CHN - People's Republic of China	LI Yanzhe	119		25 JUL 1999		35,90
	SHEN Hanyang	126		8 NOV 1998		37,58
EST - Estonia	KALJUVEE Kaspar	115		4 JUN 1998		38,18
	VOITKA Kermo	129		28 JUN 1999		39,83
FIN - Finland	HAUTAMAKI Jaakko	109		25 SEP 1998		39,57
	SUOMALAINEN Samuli	127		15 SEP 1998		37,29
GER - Germany	JESKE Ole	113		20 APR 1999		38,29
	MANN Lukas	120		18 SEP 1999		38,83
ITA - Italy	BETTI Francesco	102		27 APR 2000		39,10
	ROSANELLI Jeffrey	123		30 JUL 1998		37,89
JPN - Japan	HORIKAWA Daichi	111		12 MAY 1999		37,77
	SAKAKIBARA Kazuki	125		2 MAY 1998		36,89
KAZ - Kazakhstan	GALIYEV Artur	107		14 MAY 2000		38,12
	MUKHAMADEYEV Anvar	121		12 OCT 1998		38,85
KOR - Republic of Korea	CHUNG Jae Woong	104		2 JUN 1999		37,38
	KIM Min Seok	116		14 JUN 1999		37,20
NED - Netherlands	BAKS Daan	101		10 SEP 1998		37,15
	HOLLAAR Louis	110		18 SEP 1998		37,14
NOR - Norway	JOHANSSON Allan Dahl	114		5 OCT 1998		37,52
	KRISTENSEN Jonas Nordhoy	118		22 SEP 1998		38,34
POL - Poland	OFICJALSKI Gawel	122		7 DEC 1998		37,19
	SWIATEK Jan	128		30 NOV 1998		38,73
RUS - Russian Federation	FILIMONOV Dmitrii	106		5 AUG 1998		37,76
	IZMAILOV Isa	112		7 JUN 1998		37,30
USA - United States of America	KLEBA Austin	117		27 JUL 1999		36,97



### Start List

Pair	Lane	No.	Name	NOC Code
1	I O	129	VOITKA Kermo	EST
2	I O	109 102	HAUTAMAKI Jaakko BETTI Francesco	FIN ITA
3	I O	115 118	KALJUVEE Kaspar KRISTENSEN Jonas Nordhoy	EST NOR
4	I O	120 128	MANN Lukas SWIATEK Jan	GER POL
5	I O	113 103	JESKE Ole BOLGOV Yevgeny	GER BLR
6	I O	121 108	MUKHAMADEYEV Anvar HAUER Mathias	KAZ AUT
7	I O	124 104	RUDENKO Victor CHUNG Jae Woong	BLR KOR
8	I O	114 111	JOHANSSON Allan Dahl HORIKAWA Daichi	NOR JPN
9	I O	112 123	IZMAILOV Isa ROSANELLI Jeffrey	RUS ITA
10	I O	126 106	SHEN Hanyang FILIMONOV Dmitrii	CHN RUS
11	I O	122 117	OFICJALSKI Gawel KLEBA Austin	POL USA
12	I O	110 119	HOLLAAR Louis LI Yanzhe	NED CHN
13	I O	116 127	KIM Min Seok SUOMALAINEN Samuli	KOR FIN
14	I O	125 101	SAKAKIBARA Kazuki BAKS Daan	JPN NED

**LEGEND**

I Inner lane

No Start number

O Outer lane





### Distance Analysis in Pairs

Pair	Lane	No.	Name				NOC Code	Time	Note	Rank
		Split Time	Lap Time	Split Time	Lap Time					
1	I	129	<b>VOITKA Kermo</b>				EST	39.89		27
		11.02	(11.02)	39.89	(28.87)					
2	I	109	<b>HAUTAMAKI Jaakko</b>				FIN	39.55		26
		10.68	(10.68)	39.55	(28.87)					
O		102	<b>BETTI Francesco</b>				ITA	38.63		21
		10.72	(10.72)	38.63	(27.91)					
3	I	115	<b>KALJUVEE Kaspar</b>				EST	38.55		19
		10.82	(10.82)	38.55	(27.73)					
O		118	<b>KRISTENSEN Jonas Nordhoy</b>				NOR	37.96		15
		10.44	(10.44)	37.96	(27.52)					
4	I	120	<b>MANN Lukas</b>				GER	39.38		25
		10.94	(10.94)	39.38	(28.44)					
O		128	<b>SWIATEK Jan</b>				POL	38.712		22
		10.65	(10.65)	38.71	(28.06)					
5	I	113	<b>JESKE Ole</b>				GER	38.26		16
		10.45	(10.45)	38.26	(27.81)					
O		103	<b>BOLGOV Yevgeny</b>				BLR	38.59		20
		10.99	(10.99)	38.59	(27.60)					
6	I	121	<b>MUKHAMADEYEV Anvar</b>				KAZ	38.72		24
		10.76	(10.76)	38.72	(27.96)					
O		108	<b>HAUER Mathias</b>				AUT	38.716		23
		10.99	(10.99)	38.71	(27.72)					
7	I	124	<b>RUDENKO Victor</b>				BLR	38.51		18
		10.54	(10.54)	38.51	(27.97)					
O		104	<b>CHUNG Jae Woong</b>				KOR	37.24		6
		10.24	(10.24)	37.24	(27.00)					
8	I	114	<b>JOHANSSON Allan Dahl</b>				NOR	37.556		13
		10.68	(10.68)	37.55	(26.87)					
O		111	<b>HORIKAWA Daichi</b>				JPN	37.35		8
		10.51	(10.51)	37.35	(26.84)					
9	I	112	<b>IZMAILOV Isa</b>				RUS	37.49		11
		10.52	(10.52)	37.49	(26.97)					
O		123	<b>ROSANELLI Jeffrey</b>				ITA	37.558		14
		10.50	(10.50)	37.55	(27.05)					
10	I	126	<b>SHEN Hanyang</b>				CHN	38.44		17
		10.76	(10.76)	38.44	(27.68)					
O		106	<b>FILIMONOV Dmitrii</b>				RUS	37.54		12
		10.29	(10.29)	37.54	(27.25)					
11	I	122	<b>OFICJALSKI Gawel</b>				POL	37.26		7
		10.13	(10.13)	37.26	(27.13)					
O		117	<b>KLEBA Austin</b>				USA	37.14		4
		10.31	(10.31)	37.14	(26.83)					



### Distance Analysis in Pairs

Pair	Lane	No.	Name				NOC Code	Time	Note	Rank
		Split Time	Lap Time	Split Time	Lap Time					
12	I	110	<b>HOLLAAR Louis</b>				<b>NED</b>	<b>37.41</b>		<b>9</b>
		10.47	(10.47)	37.41	(26.94)					
	O	119	<b>LI Yanzhe</b>				<b>CHN</b>	<b>35.98</b>		<b>1</b>
		10.02	(10.02)	35.98	(25.96)					
13	I	116	<b>KIM Min Seok</b>				<b>KOR</b>	<b>37.15</b>		<b>5</b>
		10.68	(10.68)	37.15	(26.47)					
	O	127	<b>SUOMALAINEN Samuli</b>				<b>FIN</b>	<b>37.11</b>		<b>3</b>
		10.18	(10.18)	37.11	(26.93)					
14	I	125	<b>SAKAKIBARA Kazuki</b>				<b>JPN</b>	<b>36.84</b>		<b>2</b>
		10.01	(10.01)	36.84	(26.83)					
	O	101	<b>BAKS Daan</b>				<b>NED</b>	<b>37.44</b>		<b>10</b>
		10.38	(10.38)	37.44	(27.06)					

**LEGEND**

I Inner lane

No Start number

O Outer lane



SAT 13 FEB 2016  
Start Time 11:03

### Ice and Climatic Conditions

	Session 1	
	Start	End
<b>Air Temperature</b>	12.7°C / 55°F	°C / °F
<b>Ice Temperature</b>	-7.3°C / 19°F	°C / °F
<b>Humidity</b>	25%	%
<b>Air Pressure</b>	999 hPa	hPa



### Start List

Pair	Lane	No.	Name	NOC Code	Time	Race 1	
						Rank	
1	I	129	VOITKA Kermo	EST	39.89	27	
	O						
2	I	108	HAUER Mathias	AUT	38.71	23	
	O	109	HAUTAMAKI Jaakko	FIN	39.55	26	
3	I	128	SWIATEK Jan	POL	38.71	22	
	O	120	MANN Lukas	GER	39.38	25	
4	I	102	BETTI Francesco	ITA	38.63	21	
	O	121	MUKHAMADEYEV Anvar	KAZ	38.72	24	
5	I	103	BOLGOV Yevgeny	BLR	38.59	20	
	O	115	KALJUVEE Kaspar	EST	38.55	19	
6	I	118	KRISTENSEN Jonas Nordhoy	NOR	37.96	15	
	O	124	RUDENKO Victor	BLR	38.51	18	
7	I	123	ROSANELLI Jeffrey	ITA	37.55	14	
	O	126	SHEN Hanyang	CHN	38.44	17	
8	I	106	FILIMONOV Dmitrii	RUS	37.54	12	
	O	113	JESKE Ole	GER	38.26	16	
9	I	101	BAKS Daan	NED	37.44	10	
	O	114	JOHANSSON Allan Dahl	NOR	37.55	13	
10	I	111	HORIKAWA Daichi	JPN	37.35	8	
	O	112	IZMAILOV Isa	RUS	37.49	11	
11	I	104	CHUNG Jae Woong	KOR	37.24	6	
	O	110	HOLLAAR Louis	NED	37.41	9	
12	I	117	KLEBA Austin	USA	37.14	4	
	O	122	OFICJALSKI Gawel	POL	37.26	7	
13	I	127	SUOMALAINEN Samuli	FIN	37.11	3	
	O	116	KIM Min Seok	KOR	37.15	5	
14	I	119	LI Yanzhe	CHN	35.98	1	
	O	125	SAKAKIBARA Kazuki	JPN	36.84	2	

LEGEND			
I	Inner lane	No	Start number
O	Outer lane		



SAT 13 FEB 2016  
Start Time 12:39

## Results

<b>ISU Officials:</b>	<b>Race 1</b>	<b>Race 2</b>
<b>Referee</b>	SANDVIG SHOBE Susan (USA)	SANDVIG SHOBE Susan (USA)
<b>Assistant Referee</b>	NOZAKI Chiharu (JPN)	NOZAKI Chiharu (JPN)
<b>Starter</b>	JOHANSSON Tom Vidar (NOR)	JOHANSSON Tom Vidar (NOR)

Rank	No.	Name	NOC Code	Race 1					Race 2					Total		
				Pair	Ln.	Time	Gap	Note Rank	Pair	Ln.	Time	Gap	Note Rank	Time	Gap	Note
1	119	LI Yanzhe	CHN	12	O	35.98	0.00	1	14	I	35.96	0.00	1	<b>71.95</b>	0.00	
2	125	SAKAKIBARA Kazuki	JPN	14	I	36.84	0.86	2	14	O	37.12	1.16	7	<b>73.97</b>	2.02	
3	104	CHUNG Jae Woong	KOR	7	O	37.24	1.26	6	11	I	36.89	0.93	3	<b>74.13</b>	2.18	
4	127	SUOMALAINEN Samuli	FIN	13	O	37.11	1.13	3	13	I	37.06	1.10	5	<b>74.17</b>	2.22	
5	116	KIM Min Seok	KOR	13	I	37.15	1.17	5	13	O	37.07	1.11	6	<b>74.22</b>	2.27	
6	117	KLEBA Austin	USA	11	O	37.14	1.16	4	12	I	37.19	1.23	9	<b>74.34</b>	2.39	
7	106	FILIMONOV Dmitrii	RUS	10	O	37.544	1.56	12	8	I	36.837	0.87	2	<b>74.381</b>	2.43	
8	111	HORIKAWA Daichi	JPN	8	O	37.350	1.37	8	10	I	37.036	1.07	4	<b>74.386</b>	2.43	
9	122	OFICJALSKI Gawel	POL	11	I	37.26	1.28	7	12	O	37.22	1.26	10	<b>74.49</b>	2.54	
10	101	BAKS Daan	NED	14	O	37.44	1.46	10	9	I	37.14	1.18	8	<b>74.59</b>	2.64	
11	112	IZMAILOV Isa	RUS	9	I	37.49	1.51	11	10	O	37.40	1.44	11	<b>74.89</b>	2.94	
12	114	JOHANSSON AD	NOR	8	I	37.55	1.57	13	9	O	37.49	1.53	12	<b>75.05</b>	3.10	
13	110	HOLLAAR Louis	NED	12	I	37.41	1.43	9	11	O	37.73	1.77	14	<b>75.14</b>	3.19	
14	123	ROSANELLI Jeffrey	ITA	9	O	37.55	1.57	14	7	I	37.61	1.65	13	<b>75.17</b>	3.22	
15	118	KRISTENSEN JN	NOR	3	O	37.96	1.98	15	6	I	37.830	1.87	15	<b>75.79</b>	3.84	
16	113	JESKE Ole	GER	5	I	38.26	2.28	16	8	O	38.03	2.07	18	<b>76.30</b>	4.35	
17	103	BOLGOV Yevgeny	BLR	5	O	38.59	2.61	20	5	I	37.839	1.87	16	<b>76.43</b>	4.48	
18	124	RUDENKO Victor	BLR	7	I	38.51	2.53	18	6	O	37.93	1.97	17	<b>76.44</b>	4.49	
19	126	SHEN Hanyang	CHN	10	I	38.44	2.46	17	7	O	38.33	2.37	19	<b>76.78</b>	4.83	
20	108	HAUER Mathias	AUT	6	O	38.71	2.73	23	2	I	38.41	2.45	20	<b>77.13</b>	5.18	
21	128	SWIATEK Jan	POL	4	O	38.71	2.73	22	3	I	38.49	2.53	21	<b>77.21</b>	5.26	
22	102	BETTI Francesco	ITA	2	O	38.638	2.65	21	4	I	38.590	2.63	23	<b>77.228</b>	5.27	
23	121	MUKHAMADEYEV A	KAZ	6	I	38.720	2.74	24	4	O	38.509	2.54	22	<b>77.229</b>	5.27	
24	115	KALJUVEE Kaspar	EST	3	I	38.55	2.57	19	5	O	38.79	2.83	24	<b>77.34</b>	5.39	
25	120	MANN Lukas	GER	4	I	39.38	3.40	25	3	O	39.51	3.55	25	<b>78.90</b>	6.95	
26	109	HAUTAMAKI Jaakko	FIN	2	I	39.55	3.57	26	2	O	39.79	3.83	26	<b>79.35</b>	7.40	
27	129	VOITKA Kermo	EST	1	I	39.89	3.91	27	1	O	39.91	3.95	27	<b>79.81</b>	7.86	

Referee:

**SANDVIG SHOBE Susan (USA)**

### NOTE

Total time is the sum of times from Race 1 and Race 2. This is calculated to the thousandth of a second and then truncated to the hundredth of a second for the presentation of the total time.

If two or more skaters obtain the same total time to the hundredth of a second, the ties will be broken and all the times for the skaters concerned will be presented to the thousandth of a second.

### LEGEND

I Inner lane  
O Outer lane

Ln Lane identification (I / O)

No Start number



**Distance Analysis in Pairs**

Pair	Lane	No.	Name				NOC Code	Total Time	Note	Total Rank
			Split Time	Lap Time	Split Time	Lap Time				
1	O	129	<b>VOITKA Kermo</b>				EST	<b>79.81</b>		<b>27</b>
			10.92	(10.92)	39.91	(28.99)				
2	I	108	<b>HAUER Mathias</b>				AUT	<b>77.13</b>		<b>20</b>
			10.88	(10.88)	38.41	(27.53)				
	O	109	<b>HAUTAMAKI Jaakko</b>				FIN	<b>79.35</b>		<b>26</b>
			10.73	(10.73)	39.79	(29.06)				
3	I	128	<b>SWIATEK Jan</b>				POL	<b>77.21</b>		<b>21</b>
			10.72	(10.72)	38.49	(27.77)				
	O	120	<b>MANN Lukas</b>				GER	<b>78.90</b>		<b>25</b>
			11.01	(11.01)	39.51	(28.50)				
4	I	102	<b>BETTI Francesco</b>				ITA	<b>77.228</b>		<b>22</b>
			10.63	(10.63)	38.59	(27.96)				
	O	121	<b>MUKHAMADEYEV Anvar</b>				KAZ	<b>77.229</b>		<b>23</b>
			10.68	(10.68)	38.50	(27.82)				
5	I	103	<b>BOLGOV Yevgeny</b>				BLR	<b>76.43</b>		<b>17</b>
			10.58	(10.58)	37.83	(27.25)				
	O	115	<b>KALJUVEE Kaspar</b>				EST	<b>77.34</b>		<b>24</b>
			10.90	(10.90)	38.79	(27.89)				
6	I	118	<b>KRISTENSEN Jonas Nordhoy</b>				NOR	<b>75.79</b>		<b>15</b>
			10.52	(10.52)	37.83	(27.31)				
	O	124	<b>RUDENKO Victor</b>				BLR	<b>76.44</b>		<b>18</b>
			10.49	(10.49)	37.93	(27.44)				
7	I	123	<b>ROSANELLI Jeffrey</b>				ITA	<b>75.17</b>		<b>14</b>
			10.55	(10.55)	37.61	(27.06)				
	O	126	<b>SHEN Hanyang</b>				CHN	<b>76.78</b>		<b>19</b>
			10.71	(10.71)	38.33	(27.62)				
8	I	106	<b>FILIMONOV Dmitrii</b>				RUS	<b>74.381</b>		<b>7</b>
			10.25	(10.25)	36.83	(26.58)				
	O	113	<b>JESKE Ole</b>				GER	<b>76.30</b>		<b>16</b>
			10.41	(10.41)	38.03	(27.62)				
9	I	101	<b>BAKS Daan</b>				NED	<b>74.59</b>		<b>10</b>
			10.30	(10.30)	37.14	(26.84)				
	O	114	<b>JOHANSSON Allan Dahl</b>				NOR	<b>75.05</b>		<b>12</b>
			10.67	(10.67)	37.49	(26.82)				
10	I	111	<b>HORIKAWA Daichi</b>				JPN	<b>74.386</b>		<b>8</b>
			10.41	(10.41)	37.03	(26.62)				
	O	112	<b>IZMAILOV Isa</b>				RUS	<b>74.89</b>		<b>11</b>
			10.43	(10.43)	37.40	(26.97)				
11	I	104	<b>CHUNG Jae Woong</b>				KOR	<b>74.13</b>		<b>3</b>
			10.20	(10.20)	36.89	(26.69)				
	O	110	<b>HOLLAAR Louis</b>				NED	<b>75.14</b>		<b>13</b>
			10.51	(10.51)	37.73	(27.22)				



SAT 13 FEB 2016  
Start Time 12:39

### Distance Analysis in Pairs

Pair	Lane	No.	Name				NOC Code	Total Time	Note	Total Rank
			Split Time	Lap Time	Split Time	Lap Time				
12	I	117	KLEBA Austin				USA	74.34		6
			10.37	(10.37)	37.19	(26.82)		37.19		9
	O	122	OFICJALSKI Gawel				POL	74.49		9
			10.13	(10.13)	37.22	(27.09)		37.22		10
13	I	127	SUOMALAINEN Samuli				FIN	74.17		4
			10.23	(10.23)	37.06	(26.83)		37.06		5
	O	116	KIM Min Seok				KOR	74.22		5
			10.60	(10.60)	37.07	(26.47)		37.07		6
14	I	119	LI Yanzhe				CHN	71.95		1
			10.02	(10.02)	35.96	(25.94)		35.96		1
	O	125	SAKAKIBARA Kazuki				JPN	73.97		2
			10.02	(10.02)	37.12	(27.10)		37.12		7

**LEGEND**

I Inner lane

No Start number

O Outer lane



### Ice and Climatic Conditions

	Session 1	
	Start	End
<b>Air Temperature</b>	12.9°C / 55°F	°C / °F
<b>Ice Temperature</b>	-7.2°C / 19°F	°C / °F
<b>Humidity</b>	26%	%
<b>Air Pressure</b>	999 hPa	hPa



Lillehammer  
**2016**  
Youth Olympic Games



YOG  
DNA

# Results Book



## Speed Skating

Men's 1500m

  
OMEGA



## Entry List by Event

As of SAT 13 FEB 2016

NOC	Name	Start Number	ISU Ranking	Date of Birth	Personal Best	Season's Best
AUT - Austria	HAUER Mathias	108	7	21 OCT 1998		1.53,48
BLR - Belarus	BOLGOV Yevgeny	103	6	3 JUL 1998		1.53,18
	RUDEKNO Victor	124	20	3 SEP 1998		1.57,31
CHN - People's Republic of China	LI Yanzhe	119	28	25 JUL 1999		
	SHEN Hanyang	126	13	8 NOV 1998		1.54,78
EST - Estonia	KALJUVEE Kaspar	115	9	4 JUN 1998		1.54,04
	VOITKA Kermo	129	27	28 JUN 1999		2.04,73
FIN - Finland	HAUTAMAKI Jaakko	109	26	25 SEP 1998		2.01,85
	SUOMALAINEN Samuli	127	18	15 SEP 1998		1.55,97
GER - Germany	JESKE Ole	113	25	20 APR 1999		2.00,90
	MANN Lukas	120	12	18 SEP 1999		1.54,71
ITA - Italy	BETTI Francesco	102	24	27 APR 2000		1.59,81
	ROSANELLI Jeffrey	123	14	30 JUL 1998		1.54,86
JPN - Japan	HORIKAWA Daichi	111	3	12 MAY 1999		1.52,28
	SAKAKIBARA Kazuki	125	10	2 MAY 1998		1.54,32
KAZ - Kazakhstan	GALIYEV Artur	107	23	14 MAY 2000		1.59,37
	MUKHAMADEYEV Anvar	121	22	12 OCT 1998		1.58,80
KOR - Republic of Korea	CHUNG Jae Woong	104	8	2 JUN 1999		1.53,98
	KIM Min Seok	116	1	14 JUN 1999		1.46,87
NED - Netherlands	BAKS Daan	101	16	10 SEP 1998		1.55,02
	HOLLAAR Louis	110	11	18 SEP 1998		1.54,62
NOR - Norway	JOHANSSON Allan Dahl	114	2	5 OCT 1998		1.51,30
	KRISTENSEN Jonas Nordhoy	118	17	22 SEP 1998		1.55,80
POL - Poland	OFICJALSKI Gawel	122	19	7 DEC 1998		1.56,62
	SWIATEK Jan	128	21	30 NOV 1998		1.57,65
RUS - Russian Federation	FILIMONOV Dmitrii	106	5	5 AUG 1998		1.52,91
	IZMAILOV Isa	112	4	7 JUN 1998		1.52,71
USA - United States of America	KLEBA Austin	117	15	27 JUL 1999		1.54,86



### Start List

Pair	Lane	No.	Name	NOC Code
1	I O	119	LI Yanzhe	CHN
2	I O	109 129	HAUTAMAKI Jaakko VOITKA Kermo	FIN EST
3	I O	102 113	BETTI Francesco JESKE Ole	ITA GER
4	I O	127 121	SUOMALAINEN Samuli MUKHAMADEYEV Anvar	FIN KAZ
5	I O	118 128	KRISTENSEN Jonas Nordhoy SWIATEK Jan	NOR POL
6	I O	122 124	OFICJALSKI Gawel RUDENKO Victor	POL BLR
7	I O	101 126	BAKS Daan SHEN Hanyang	NED CHN
8	I O	125 120	SAKAKIBARA Kazuki MANN Lukas	JPN GER
9	I O	115 117	KALJUVEE Kaspar KLEBA Austin	EST USA
10	I O	123 110	ROSANELLI Jeffrey HOLLAAR Louis	ITA NED
11	I O	116 112	KIM Min Seok IZMAILOV Isa	KOR RUS
12	I O	108 111	HAUER Mathias HORIKAWA Daichi	AUT JPN
13	I O	114 104	JOHANSSON Allan Dahl CHUNG Jae Woong	NOR KOR
14	I O	106 103	FILIMONOV Dmitrii BOLGOV Yevgeny	RUS BLR

<b>LEGEND</b>			
I	Inner lane	No	Start number
O			Outer lane



MON 15 FEB 2016  
Start Time 11:35

## Results

**ISU Officials:**

**Referee** SANDVIG SHOBE Susan (USA)  
**Assistant Referee** NOZAKI Chiharu (JPN)  
**Starter** JOHANSSON Tom Vidar (NOR)

Rank	No.	Name	NOC Code	Pair	Lane	Time	Gap	Note
1	116	KIM Min Seok	KOR	11	I	1:51.35	0.00	
2	111	HORIKAWA Daichi	JPN	12	O	1:52.96	1.61	
3	101	BAKS Daan	NED	7	I	1:53.29	1.94	
4	114	JOHANSSON Allan Dahl	NOR	13	I	1:53.37	2.02	
5	117	KLEBA Austin	USA	9	O	1:53.87	2.52	
6	106	FILIMONOV Dmitrii	RUS	14	I	1:54.22	2.87	
7	110	HOLLAAR Louis	NED	10	O	1:55.45	4.10	
8	104	CHUNG Jae Woong	KOR	13	O	1:55.57	4.22	
9	103	BOLGOV Yevgeny	BLR	14	O	1:55.88	4.53	
10	118	KRISTENSEN Jonas Nordhoy	NOR	5	I	1:56.16	4.81	
11	119	LI Yanzhe	CHN	1	I	1:56.24	4.89	
12	124	RUDENKO Victor	BLR	6	O	1:56.52	5.17	
13	123	ROSANELLI Jeffrey	ITA	10	I	1:56.65	5.30	
14	112	IZMAILOV Isa	RUS	11	O	1:56.66	5.31	
15	108	HAUER Mathias	AUT	12	I	1:56.77	5.42	
16	125	SAKAKIBARA Kazuki	JPN	8	I	1:57.26	5.91	
17	122	OFICJALSKI Gawel	POL	6	I	1:57.31	5.96	
18	127	SUOMALAINEN Samuli	FIN	4	I	1:57.36	6.01	
19	126	SHEN Hanyang	CHN	7	O	1:57.72	6.37	
20	128	SWIATEK Jan	POL	5	O	1:57.73	6.38	
21	115	KALJUVEE Kaspar	EST	9	I	1:57.77	6.42	
22	121	MUKHAMADEYEV Anvar	KAZ	4	O	1:59.51	8.16	
23	113	JESKE Ole	GER	3	O	1:59.78	8.43	
24	102	BETTI Francesco	ITA	3	I	1:59.79	8.44	
25	120	MANN Lukas	GER	8	O	1:59.99	8.64	
26	109	HAUTAMAKI Jaakko	FIN	2	I	2:02.62	11.27	
27	129	VOITKA Kermo	EST	2	O	2:05.30	13.95	

Referee:

SANDVIG SHOBE Susan (USA)

**LEGEND**

I Inner lane      No Start number      O Outer lane



### Distance Analysis in Pairs

Pair	Lane	No.	Name					NOC Code	Time	Note	Rank
		Split Time	Lap Time	Split Time	Lap Time	Split Time	Lap Time	Split Time	Lap Time		
1	I	119	LI Yanzhe					CHN	1:56.24		11
		24.39	(24.39)	52.40	(28.01)	1:22.59	(30.19)	1:56.24	(33.65)		
2	I	109	HAUTAMAKI Jaakko					FIN	2:02.62		26
		25.59	(25.59)	55.80	(30.21)	1:28.26	(32.46)	2:02.62	(34.36)		
O		129	VOITKA Kermo					EST	2:05.30		27
		25.68	(25.68)	56.25	(30.57)	1:29.73	(33.48)	2:05.30	(35.57)		
3	I	102	BETTI Francesco					ITA	1:59.79		24
		25.42	(25.42)	54.81	(29.39)	1:26.57	(31.76)	1:59.79	(33.22)		
O		113	JESKE Ole					GER	1:59.78		23
		24.81	(24.81)	54.05	(29.24)	1:26.05	(32.00)	1:59.78	(33.73)		
4	I	127	SUOMALAINEN Samuli					FIN	1:57.36		18
		24.67	(24.67)	53.55	(28.88)	1:24.19	(30.64)	1:57.36	(33.17)		
O		121	MUKHAMADEYEV Anvar					KAZ	1:59.51		22
		25.74	(25.74)	54.18	(28.44)	1:25.38	(31.20)	1:59.51	(34.13)		
5	I	118	KRISTENSEN Jonas Nordhoy					NOR	1:56.16		10
		24.86	(24.86)	53.46	(28.60)	1:23.94	(30.48)	1:56.16	(32.22)		
O		128	SWIATEK Jan					POL	1:57.73		20
		25.02	(25.02)	53.03	(28.01)	1:23.74	(30.71)	1:57.73	(33.99)		
6	I	122	OFICJALSKI Gawel					POL	1:57.31		17
		24.52	(24.52)	53.64	(29.12)	1:24.52	(30.88)	1:57.31	(32.79)		
O		124	RUDENKO Victor					BLR	1:56.52		12
		25.18	(25.18)	53.75	(28.57)	1:24.22	(30.47)	1:56.52	(32.30)		
7	I	101	BAKS Daan					NED	1:53.29		3
		24.63	(24.63)	52.74	(28.11)	1:22.15	(29.41)	1:53.29	(31.14)		
O		126	SHEN Hanyang					CHN	1:57.72		19
		25.40	(25.40)	53.38	(27.98)	1:24.18	(30.80)	1:57.72	(33.54)		
8	I	125	SAKAKIBARA Kazuki					JPN	1:57.26		16
		24.54	(24.54)	53.68	(29.14)	1:24.58	(30.90)	1:57.26	(32.68)		
O		120	MANN Lukas					GER	1:59.99		25
		25.62	(25.62)	54.49	(28.87)	1:26.30	(31.81)	1:59.99	(33.69)		
9	I	115	KALJUVEE Kaspar					EST	1:57.77		21
		25.21	(25.21)	53.63	(28.42)	1:24.40	(30.77)	1:57.77	(33.37)		
O		117	KLEBA Austin					USA	1:53.87		5
		24.72	(24.72)	52.79	(28.07)	1:22.67	(29.88)	1:53.87	(31.20)		
10	I	123	ROSANELLI Jeffrey					ITA	1:56.65		13
		24.75	(24.75)	52.94	(28.19)	1:23.32	(30.38)	1:56.65	(33.33)		
O		110	HOLLAAR Louis					NED	1:55.45		7
		24.90	(24.90)	53.10	(28.20)	1:23.28	(30.18)	1:55.45	(32.17)		
11	I	116	KIM Min Seok					KOR	1:51.35		1
		25.01	(25.01)	52.10	(27.09)	1:20.82	(28.72)	1:51.35	(30.53)		
O		112	IZMAILOV Isa					RUS	1:56.66		14
		25.05	(25.05)	53.27	(28.22)	1:23.90	(30.63)	1:56.66	(32.76)		



Distance Analysis in Pairs

Pair	Lane	No.	Name					NOC Code	Time	Note	Rank
		Split Time	Lap Time	Split Time	Lap Time	Split Time	Lap Time	Split Time	Lap Time		
12	I	108	<b>HAUER Mathias</b>					<b>AUT</b>	<b>1:56.77</b>		<b>15</b>
		25.53	(25.53)	53.97	(28.44)	1:24.36	(30.39)	1:56.77	(32.41)		
	O	111	<b>HORIKAWA Daichi</b>					<b>JPN</b>	<b>1:52.96</b>		<b>2</b>
		24.89	(24.89)	52.55	(27.66)	1:21.76	(29.21)	1:52.96	(31.20)		
13	I	114	<b>JOHANSSON Allan Dahl</b>					<b>NOR</b>	<b>1:53.37</b>		<b>4</b>
		24.96	(24.96)	52.59	(27.63)	1:21.99	(29.40)	1:53.37	(31.38)		
	O	104	<b>CHUNG Jae Woong</b>					<b>KOR</b>	<b>1:55.57</b>		<b>8</b>
		24.86	(24.86)	52.97	(28.11)	1:22.97	(30.00)	1:55.57	(32.60)		
14	I	106	<b>FILIMONOV Dmitrii</b>					<b>RUS</b>	<b>1:54.22</b>		<b>6</b>
		24.28	(24.28)	52.28	(28.00)	1:22.33	(30.05)	1:54.22	(31.89)		
	O	103	<b>BOLGOV Yevgeny</b>					<b>BLR</b>	<b>1:55.88</b>		<b>9</b>
		24.99	(24.99)	53.19	(28.20)	1:23.52	(30.33)	1:55.88	(32.36)		

<b>LEGEND</b>	<b>No</b> Start number	<b>O</b> Outer lane
<b>I</b> Inner lane		



MON 15 FEB 2016  
Start Time 11:35

### Ice and Climatic Conditions

	Session 1	
	Start	End
<b>Air Temperature</b>	13°C / 55°F	°C / °F
<b>Ice Temperature</b>	-6.9°C / 20°F	°C / °F
<b>Humidity</b>	20%	%
<b>Air Pressure</b>	1020 hPa	hPa

Lillehammer  
**2016**  
Youth Olympic Games



YOG  
DNA

# Results Book



## Speed Skating

Men's Mass Start

  
OMEGA





## Entry List by Event

As of WED 17 FEB 2016

NOC	Name	Start Number	ISU Ranking	Date of Birth	Personal Best	Season's Best
AUT - Austria	HAUER Mathias	108		21 OCT 1998		
BLR - Belarus	BOLGOV Yevgeny	103		3 JUL 1998		
	RUDEKNO Victor	124		3 SEP 1998		
CHN - People's Republic of China	LI Yanzhe	119		25 JUL 1999		
	SHEN Hanyang	126		8 NOV 1998		
EST - Estonia	KALJUVEE Kaspar	115		4 JUN 1998		
	VOITKA Kermo	129		28 JUN 1999		
FIN - Finland	HAUTAMAKI Jaakko	109		25 SEP 1998		
	SUOMALAINEN Samuli	127		15 SEP 1998		
GER - Germany	JESKE Ole	113		20 APR 1999		
	MANN Lukas	120		18 SEP 1999		
ITA - Italy	BETTI Francesco	102		27 APR 2000		
	ROSANELLI Jeffrey	123		30 JUL 1998		
JPN - Japan	HORIKAWA Daichi	111		12 MAY 1999		
	SAKAKIBARA Kazuki	125		2 MAY 1998		
KAZ - Kazakhstan	GALIYEV Artur	107		14 MAY 2000		
	MUKHAMADEYEV Anvar	121		12 OCT 1998		
KOR - Republic of Korea	CHUNG Jae Woong	104		2 JUN 1999		
	KIM Min Seok	116		14 JUN 1999		
NED - Netherlands	BAKS Daan	101		10 SEP 1998		
	HOLLAAR Louis	110		18 SEP 1998		
NOR - Norway	JOHANSSON Allan Dahl	114		5 OCT 1998		
	KRISTENSEN Jonas Nordhoy	118		22 SEP 1998		
POL - Poland	OFICJALSKI Gawel	122		7 DEC 1998		
	SWIATEK Jan	128		30 NOV 1998		
RUS - Russian Federation	FILIMONOV Dmitrii	106		5 AUG 1998		
	IZMAILOV Isa	112		7 JUN 1998		
USA - United States of America	KLEBA Austin	117		27 JUL 1999		



### Start List

Start Position	No.	Name	NOC Code
1	116	KIM Min Seok	KOR
2	111	HORIKAWA Daichi	JPN
3	101	BAKS Daan	NED
4	114	JOHANSSON Allan Dahl	NOR
5	117	KLEBA Austin	USA
6	106	FILIMONOV Dmitrii	RUS
7	110	HOLLAAR Louis	NED
8	104	CHUNG Jae Woong	KOR
9	103	BOLGOV Yevgeny	BLR
10	118	KRISTENSEN Jonas Nordhoy	NOR
11	119	LI Yanzhe	CHN
12	124	RUDENKO Victor	BLR
13	123	ROSANELLI Jeffrey	ITA
14	112	IZMAILOV Isa	RUS
15	108	HAUER Mathias	AUT
16	122	OFICJALSKI Gawel	POL
17	127	SUOMALAINEN Samuli	FIN
18	126	SHEN Hanyang	CHN
19	128	SWIATEK Jan	POL
20	115	KALJUVEE Kaspar	EST
21	121	MUKHAMADEYEV Anvar	KAZ
22	113	JESKE Ole	GER
23	102	BETTI Francesco	ITA
24	120	MANN Lukas	GER
25	109	HAUTAMAKI Jaakko	FIN
26	129	VOITKA Kermo	EST

**LEGEND**  
No Start number



FRI 19 FEB 2016  
Start Time 11:02

## Results

**ISU Officials:**

**Referee** SANDVIG SHOBE Susan (USA)  
**Assistant Referee** NOZAKI Chiharu (JPN)  
**Starter** JOHANSSON Tom Vidar (NOR)

Rank	No.	Name	NOC Code	Laps	S1	S2	Total	Time
1	116	KIM Min Seok	KOR	10		30	30	
2	104	CHUNG Jae Woong	KOR	10		20	20	
3	114	JOHANSSON Allan Dahl	NOR	10		10	10	
4	103	BOLGOV Yevgeny	BLR	10	5		5	
5	113	JESKE Ole	GER	10	3		3	
6	120	MANN Lukas	GER	10	1		1	
7	111	HORIKAWA Daichi	JPN	10			0	5:53.03
8	126	SHEN Hanyang	CHN	10			0	5:53.03
9	110	HOLLAAR Louis	NED	10			0	5:53.37
10	112	IZMAILOV Isa	RUS	10			0	5:53.39
11	115	KALJUVEE Kaspar	EST	10			0	5:53.47
12	119	LI Yanzhe	CHN	10			0	5:53.73
13	101	BAKS Daan	NED	10			0	5:54.35
14	122	OFICJALSKI Gawel	POL	10			0	5:54.51
15	124	RUDENKO Victor	BLR	10			0	5:54.86
16	128	SWIATEK Jan	POL	10			0	5:54.91
17	127	SUOMALAINEN Samuli	FIN	10			0	5:55.01
18	118	KRISTENSEN Jonas Nordhoy	NOR	10			0	5:55.05
19	106	FILIMONOV Dmitrii	RUS	10			0	5:55.85
20	109	HAUTAMAKI Jaakko	FIN	10			0	5:56.65
21	121	MUKHAMADEYEV Anvar	KAZ	10			0	5:58.17
22	129	VOITKA Kermo	EST	10			0	5:58.28
23	102	BETTI Francesco	ITA	10			0	5:58.40
24	117	KLEBA Austin	USA	10			0	6:01.63
25	108	HAUER Mathias	AUT	10			0	6:34.52
26	123	ROSANELLI Jeffrey	ITA	10			0	6:48.52

Referee:

**SANDVIG SHOBE Susan (USA)**

**LEGEND**

**No** Start number      **Sx** Sprint position (x=1-2)



FRI 19 FEB 2016  
 Start Time 11:02

### Ice and Climatic Conditions

	Session 1	
	Start	End
<b>Air Temperature</b>	13°C / 55°F	°C / °F
<b>Ice Temperature</b>	-8°C / 18°F	°C / °F
<b>Humidity</b>	26%	%
<b>Air Pressure</b>	hPa	hPa

Lillehammer  
**2016**  
Youth Olympic Games



YOG  
DNA

# Results Book



## Speed Skating

Mixed NOC Team Sprint





## Entry List by Event

As of MON 15 FEB 2016

Team	Name	NOC Code	Gender
Team 1	GUENTERT Jasmin	SUI	Ladies
	KIM Min Sun	KOR	Ladies
	IZMAILOV Isa	RUS	Men
	ROSANELLI Jeffrey	ITA	Men
Team 2	GROMOVA Mariya	KAZ	Ladies
	HAN Mei	CHN	Ladies
	HAUER Mathias	AUT	Men
	RUDENKO Victor	BLR	Men
Team 3	FEICHTNER Viola	AUT	Ladies
	LI Huawei	CHN	Ladies
	LI Yanzhe	CHN	Men
	SAKAKIBARA Kazuki	JPN	Men
Team 4	EVJEVIK Camilla Wangen	NOR	Ladies
	PARK Ji Woo	KOR	Ladies
	KRISTENSEN Jonas Nordhoy	NOR	Men
	OFICJALSKI Gawel	POL	Men
Team 5	LINDGREN Erika	SWE	Ladies
	VAN ELST Isabelle	NED	Ladies
	BOLGOV Yevgeny	BLR	Men
	SUOMALAINEN Samuli	FIN	Men
Team 6	BONAZZA Noemi	ITA	Ladies
	BUYANTOGTOKH Sumiya	MGL	Ladies
	CHUNG Jae Woong	KOR	Men
	SHEN Hanyang	CHN	Men
Team 7	BOSIEK Karolina	POL	Ladies
	SCHINNERL Viktoria	AUT	Ladies
	HOLLAAR Louis	NED	Men
	SWIATEK Jan	POL	Men
Team 8	KIRSAKAL Pia-Leonie	GER	Ladies
	KUMAGAI Moe	JPN	Ladies
	FILIMONOV Dmitrii	RUS	Men
	KALJUVEE Kaspar	EST	Men
Team 9	DUL Elisa	NED	Ladies
	GASECKA Karolina	POL	Ladies
	KLEBA Austin	USA	Men
	MUKHAMADEYEV Anvar	KAZ	Men
Team 10	CRISTELLI Chiara	ITA	Ladies
	HOGAS Mihaela	ROU	Ladies
	JESKE Ole	GER	Men
	JOHANSSON Allan Dahl	NOR	Men
Team 11	NIFANTAVA Anna	BLR	Ladies
	ONODERA Yuna	JPN	Ladies
	BAKS Daan	NED	Men
	BETTI Francesco	ITA	Men
Team 12	SCHOLZ Lea	GER	Ladies
	VARABYOVA Yauheniya	BLR	Ladies
	HORIKAWA Daichi	JPN	Men
	MANN Lukas	GER	Men



## Entry List by Event

As of MON 15 FEB 2016

Team	Name	NOC Code	Gender
Team 13	NAPOLSKIKH Sofya	RUS	Ladies
	SAMKOVA Elena	RUS	Ladies
	HAUTAMAKI Jaakko	FIN	Men
	KIM Min Seok	KOR	Men







WED 17 FEB 2016  
Start Time 10:30

## Results

**REVISED**  
17 FEB 11:50

**ISU Officials:**

**Referee** DYAKOV Ivan (RUS)  
**Assistant Referee** SANDVIG SHOBE Susan (USA)  
**Starter** JOHANSSON Tom Vidar (NOR)

Rank	Team	Gender	Time	Note
<b>1</b>	<b>Team 6</b> BUYANTOGTOKH Sumiya (MGL) BONAZZA Noemi (ITA) SHEN Hanyang (CHN) CHUNG Jae Woong (KOR)	Ladies Ladies Men Men	<b>1:57.85</b>	
<b>2</b>	<b>Team 9</b> GASECKA Karolina (POL) DUL Elisa (NED) MUKHAMADEYEV Anvar (KAZ) KLEBA Austin (USA)	Ladies Ladies Men Men	<b>1:58.80</b>	
<b>3</b>	<b>Team 10</b> HOGAS Mihaela (ROU) CRISTELLI Chiara (ITA) JESKE Ole (GER) JOHANSSON Allan Dahl (NOR)	Ladies Ladies Men Men	<b>1:58.87</b>	
<b>4</b>	<b>Team 12</b> VARABYOVA Yauheniya (BLR) SCHOLZ Lea (GER) MANN Lukas (GER) HORIKAWA Daichi (JPN)	Ladies Ladies Men Men	<b>1:58.95</b>	
<b>5</b>	<b>Team 13</b> SAMKOVA Elena (RUS) NAPOLSKIKH Sofya (RUS) HAUTAMAKI Jaakko (FIN) KIM Min Seok (KOR)	Ladies Ladies Men Men	<b>1:58.97</b>	
<b>6</b>	<b>Team 3</b> FEICHTNER Viola (AUT) LI Huawei (CHN) SAKAKIBARA Kazuki (JPN) LI Yanzhe (CHN)	Ladies Ladies Men Men	<b>1:59.20</b>	
<b>7</b>	<b>Team 1</b> GUENTERT Jasmin (SUI) KIM Min Sun (KOR) IZMAILOV Isa (RUS) ROSANELLI Jeffrey (ITA)	Ladies Ladies Men Men	<b>1:59.75</b>	
<b>8</b>	<b>Team 4</b> EVJEVIK Camilla Wangen (NOR) PARK Ji Woo (KOR) OFICJALSKI Gawel (POL) KRISTENSEN Jonas Nordhoy (NOR)	Ladies Ladies Men Men	<b>1:59.93</b>	



WED 17 FEB 2016  
Start Time 10:30

**Results**

**REVISED**  
17 FEB 11:50

Rank	Team	Gender	Time	Note
9	<b>Team 11</b> NIFANTAVA Anna (BLR) ONODERA Yuna (JPN) BETTI Francesco (ITA) BAKS Daan (NED)	Ladies Ladies Men Men	2:00.13	
10	<b>Team 2</b> GROMOVA Mariya (KAZ) HAN Mei (CHN) RUDEENKO Victor (BLR) HAUER Mathias (AUT)	Ladies Ladies Men Men	2:00.79	
11	<b>Team 5</b> LINDGREN Erika (SWE) VAN ELST Isabelle (NED) SUOMALAINEN Samuli (FIN) BOLGOV Yevgeny (BLR)	Ladies Ladies Men Men	2:16.73	
	<b>Team 8</b> KUMAGAI Moe (JPN) KERSCHBAUMMAYR Natalie (CZE) KALJUVEE Kaspar (EST) FILIMONOV Dmitrii (RUS)	Ladies Ladies Men Men	DQ	
	<b>Team 7</b> SCHINNERL Viktoria (AUT) BOSIEK Karolina (POL) SWIATEK Jan (POL) HOLLAAR Louis (NED)	Ladies Ladies Men Men	DNF	

Referee:

**DYAKOV Ivan (RUS)**

**NOTE**

**LEGEND**

**DNF** Did Not Finish

**DQ** Disqualified

**W** Winner indicator

startorder changed



### Distance Analysis in Heats

Heat	Start Position	Team								Time	Note	Qualified
		Split Time	½ Lap Time	Split Time	½ Lap Time	Split Time	½ Lap Time	Split Time	½ Lap Time	Split Time	½ Lap Time	
1	F	<b>Team 12</b>								<b>1:58.95</b>		<b>4</b>
		18.96	(18.96)	33.17	(14.21)	47.63	(14.46)	1:02.43	(14.80)	1:16.78	(14.35)	
		1:31.14	(14.36)	1:45.00	(13.86)	1:58.95	(13.95)					
2	F	<b>Team 7</b>									<b>DNF</b>	
		19.71	(19.71)	34.52	(14.81)	59.47	(24.95)					
	C	<b>Team 5</b>								<b>2:16.73</b>		<b>11</b>
		19.64	(19.64)	34.37	(14.73)	48.62	(14.25)	1:17.27	(28.65)	1:32.35	(15.08)	
		1:47.00	(14.65)	2:01.71	(14.71)	2:16.73	(15.02)					
3	F	<b>Team 4</b>								<b>1:59.93</b>		<b>8</b>
		20.37	(20.37)	35.30	(14.93)	49.04	(13.74)	1:02.92	(13.88)	1:16.94	(14.02)	
		1:31.22	(14.28)	1:45.54	(14.32)	1:59.93	(14.39)					
	C	<b>Team 6</b>								<b>1:57.85</b>		<b>1</b>
		19.75	(19.75)	34.46	(14.71)	48.87	(14.41)	1:03.39	(14.52)	1:17.19	(13.80)	
		1:30.52	(13.33)	1:43.95	(13.43)	1:57.85	(13.90)					
4	F	<b>Team 1</b>								<b>1:59.75</b>		<b>7</b>
		19.77	(19.77)	34.43	(14.66)	48.30	(13.87)	1:02.35	(14.05)	1:16.25	(13.90)	
		1:29.96	(13.71)	1:44.42	(14.46)	1:59.75	(15.33)					
	C	<b>Team 9</b>								<b>1:58.80</b>		<b>2</b>
		19.22	(19.22)	33.63	(14.41)	47.76	(14.13)	1:02.15	(14.39)	1:16.34	(14.19)	
		1:30.63	(14.29)	1:44.69	(14.06)	1:58.80	(14.11)					
5	F	<b>Team 10</b>								<b>1:58.87</b>		<b>3</b>
		19.35	(19.35)	34.00	(14.65)	48.22	(14.22)	1:02.80	(14.58)	1:16.93	(14.13)	
		1:31.06	(14.13)	1:44.84	(13.78)	1:58.87	(14.03)					
	C	<b>Team 8</b>									<b>DQ</b>	
		19.14	(19.14)	34.06	(14.92)	48.58	(14.52)	1:03.45	(14.87)	1:17.14	(13.69)	
		1:30.79	(13.65)	1:44.73	(13.94)	1:58.91	(14.18)					
6	F	<b>Team 13</b>								<b>1:58.97</b>		<b>5</b>
		19.20	(19.20)	33.86	(14.66)	48.46	(14.60)	1:03.52	(15.06)	1:18.18	(14.66)	
		1:32.55	(14.37)	1:45.76	(13.21)	1:58.97	(13.21)					
	C	<b>Team 2</b>								<b>2:00.79</b>		<b>10</b>
		20.51	(20.51)	35.85	(15.34)	50.16	(14.31)	1:04.33	(14.17)	1:18.35	(14.02)	
		1:32.64	(14.29)	1:46.73	(14.09)	2:00.79	(14.06)					
7	F	<b>Team 11</b>								<b>2:00.13</b>		<b>9</b>
		19.29	(19.29)	33.97	(14.68)	49.06	(15.09)	1:04.10	(15.04)	1:18.33	(14.23)	
		1:32.37	(14.04)	1:46.18	(13.81)	2:00.13	(13.95)					
	C	<b>Team 3</b>								<b>1:59.20</b>		<b>6</b>
		20.08	(20.08)	35.14	(15.06)	49.22	(14.08)	1:03.55	(14.33)	1:17.29	(13.74)	
		1:31.01	(13.72)	1:44.87	(13.86)	1:59.20	(14.33)					

<b>LEGEND</b>			
C	Crossing straight	DNF	Did Not Finish
F	Finishing straight	DQ	Disqualified



WED 17 FEB 2016  
Start Time 10:30

### Ice and Climatic Conditions

	Session 1	
	Start	End
<b>Air Temperature</b>	12.7°C / 55°F	°C / °F
<b>Ice Temperature</b>	-7.9°C / 18°F	°C / °F
<b>Humidity</b>	29%	%
<b>Air Pressure</b>	1020 hPa	hPa

	Session 2	
	Start	End
<b>Time</b>	15:39	15:53
<b>Heat Number</b>	5	8
<b>Air Temperature</b>	13°C / 55°F	14°C / 57°F
<b>Ice Temperature</b>	-7°C / 19°F	-5°C / 23°F
<b>Humidity</b>	49%	25%
<b>Air Pressure</b>	845 hPa	958 hPa