

Lillehammer
2016
Youth Olympic Games



YOG
DNA

Results Book



Snowboarding

	Snowboard	1
1	Table of Contents	2
2	Competition Schedule	4
3	Entry List by NOC	5
4	Medallists by Event	10
5	Ladies' Snowboard Cross	11
5.1	Brackets	12
5.2	Results Summary	13
5.3	Group Heats	14
5.3.1	Start List	14
5.4	Qualification	15
5.4.1	Results	15
5.4.2	Race Analysis	16
5.4.3	Run 1	18
5.4.3.1	Start List	18
5.4.3.2	Results	19
5.4.3.3	Race Analysis	20
5.4.4	Run 2	22
5.4.4.1	Start List	22
6	Men's Snowboard Cross	23
6.1	Brackets	24
6.2	Results Summary	25
6.3	Group Heats	26
6.3.1	Start List	26
6.4	Qualification	27
6.4.1	Results	27
6.4.2	Race Analysis	28
6.4.3	Run 1	30
6.4.3.1	Start List	30
6.4.3.2	Results	31
6.4.3.3	Race Analysis	32
6.4.4	Run 2	34
6.4.4.1	Start List	34
7	Ladies' Halfpipe	35
7.1	Start List	36
7.2	Results	38
8	Men's Halfpipe	40
8.1	Start List	41
8.2	Results	43
9	Ladies' Slopestyle	45

9.1	Start List	46
9.2	Results	48
10	Men's Slopestyle	50
10.1	Start List	51
10.2	Results	53
11	Team Ski-Snowboard Cross	55
11.1	Brackets	56
11.2	Results Summary	57
12	Official Communications - Schedule change for all Slopestyle events	59



Competition Schedule

As of 18 FEB 2016

REVISED
18 FEB 11:29

Date	Start Time	Estimated Finish Time	Event
SUN 14 FEB	9:00	9:20	Ladies' Halfpipe Finals Run 1
	9:20	9:40	Ladies' Halfpipe Finals Run 2
	9:40	10:00	Ladies' Halfpipe Finals Run 3
	10:50	11:10	Men's Halfpipe Finals Run 1
	11:10	11:30	Men's Halfpipe Finals Run 2
	11:30	11:50	Men's Halfpipe Finals Run 3
MON 15 FEB	9:00	9:30	Ladies' Snowboard Cross Qualification
	9:15	10:10	Men's Snowboard Cross Qualification
	10:10	11:18	Ladies' Snowboard Cross Group Heats
	10:18	11:35	Men's Snowboard Cross Group Heats
	11:35	12:00	Ladies' Snowboard Cross Finals
	11:38	12:15	Men's Snowboard Cross Finals
TUE 16 FEB	12:00	13:04	Team Ski-Snowboard Cross Finals
FRI 19 FEB	9:05	9:35	Ladies' Slopestyle Finals Run 1
	9:35	10:10	Men's Slopestyle Finals Run 1
	10:10	10:40	Ladies' Slopestyle Finals Run 2
	10:40	11:15	Men's Slopestyle Finals Run 2

Note:

Halfpipe events will take place in Oslo Vinterpark Halfpipe. All other events in Hafjell Freepark. Please check the official website for more details and the latest updates.

All Slopestyle events now take place on Friday 19th February.



Entry List by NOC

As of 17 FEB 2016

REVISED
12 FEB 16:15

	Men		Ladies		Total	
	Competitors	NOCs	Competitors	NOCs	Competitors	NOCs
Snowboard Cross	17	17	15	15	32	21
Halfpipe	16	12	17	11	33	16
Slopestyle	22	15	20	13	42	20
Total entries/NOCs	55	24	52	24	107	30

NOC		Gender	Event Code	SBX FIS Points (Rk)	HP FIS Points (Rk)	SS FIS Points (Rk)	Date of Birth
FIS Code	Name						
ARG - Argentina							
1039964	LEMANN Delfina	F	SBX	42.00 (149)			18 JUN 1999
9030075	STOEFF BELKENOFF A.	M	SBX SS	24.00 (237)		10.80 (350)	5 JAN 1998
<i>Total of 2 ARG competitors (1 Lady - 1 Man)</i>							
AUS - Australia							
9045073	ARTHUR Emily	F	HP SS		245.00 (19)	1.18 (223)	24 APR 1999
9045087	FERNANDEZ Mollie	F	SBX	105.00 (68)			21 NOV 1998
9045076	MULLINS Mahalah	F	HP SS		30.00 (105)	170.00 (47)	6 NOV 1998
9040201	DICKSON Alex	M	SBX	88.00 (114)			25 JUL 1998
<i>Total of 4 AUS competitors (3 Ladies - 1 Man)</i>							
AUT - Austria							
9055078	ZERKHOLD Pia	F	SBX	72.30 (102)			26 OCT 1998
9050254	AMSUESS Moritz	M	HP SS		10.80 (214)	57.52 (157)	15 NOV 1998
9050250	DORNHOFER Marco	M	SBX	30.60 (215)			1 JAN 1999
9050234	GSCHAIDER Simon	M	SS			175.00 (53)	22 JAN 1998
<i>Total of 4 AUT competitors (1 Lady - 3 Men)</i>							
BEL - Belgium							
1069920	SUFFYS Manon	F	SS			0.92 (225)	17 NOV 1999
9060009	VANDEWEYER Stef	M	HP SS		25.92 (136)	19.80 (280)	6 AUG 1999
<i>Total of 2 BEL competitors (1 Lady - 1 Man)</i>							
BLR - Belarus							
1669960	MURAWSKAIA Darina	F	SS			62.00 (99)	6 MAY 1999
<i>Total of 1 BLR competitor (1 Lady)</i>							
BUL - Bulgaria							
9090119	MILADINOV Valentin	M	SBX	28.80 (222)			23 JAN 1999
<i>Total of 1 BUL competitor (1 Man)</i>							
CAN - Canada							
9105250	LENGKEEK Kira	F	HP SS		108.50 (47)	52.40 (108)	24 NOV 1998
9105344	MCDONALD Baily	F	HP SS		3.00 (177)	38.88 (121)	5 JUN 1998
9105346	SHIEH Audrey	F	SBX	51.00 (133)			24 NOV 1999
9100660	BICHON Evan	M	SBX	81.00 (121)			12 OCT 1998
<i>Total of 4 CAN competitors (3 Ladies - 1 Man)</i>							
CHI - Chile							
1119982	YANEZ Antonia	F	SBX SS	96.00 (75)		137.60 (59)	5 OCT 1999
<i>Total of 1 CHI competitor (1 Lady)</i>							




Entry List by NOC

As of 17 FEB 2016

REVISED
12 FEB 16:15

NOC		Gender	Event Code	SBX FIS Points (Rk)	HP FIS Points (Rk)	SS FIS Points (Rk)	Date of Birth
FIS Code	Name						
CHN - People's Republic of China							
9125004	WU Shaotong	F	HP		64.80 (72)		13 DEC 1998
1124954	LIU Xinyu	M	HP		10.80 (214)		9 SEP 1998
<i>Total of 2 CHN competitors (1 Lady - 1 Man)</i>							
CRO - Croatia							
9380019	STOJAK Tino	M	SS			18.90 (289)	10 MAY 2000
<i>Total of 1 CRO competitor (1 Man)</i>							
CZE - Czech Republic							
1159990	VESELKOVA Sara	F	SBX	102.70 (69)			13 AUG 1999
9150145	KASPAR Daniel	M	HP		7.80 (238)		17 AUG 1998
9150167	KOUDELKA Matous	M	SBX	32.85 (211)			12 FEB 1999
<i>Total of 3 CZE competitors (1 Lady - 2 Men)</i>							
ESP - Spain							
1499957	TORELLO Fiona	F	SBX	91.80 (79)			3 FEB 1998
<i>Total of 1 ESP competitor (1 Lady)</i>							
FIN - Finland							
9185051	IKOLA Henna	F	HP SS		105.00 (49)	150.00 (52)	26 APR 1998
9185059	PIKKUJAMSA Elli	F	HP SS		62.64 (73)	172.80 (45)	24 OCT 1999
9180115	MUSTONEN Ville	M	HP SS		3.02 (304)	2.08 (512)	5 JAN 1998
9180149	RINNEKANGAS Rene	M	HP SS		47.52 (95)	36.00 (204)	25 SEP 1999
<i>Total of 4 FIN competitors (2 Ladies - 2 Men)</i>							
FRA - France							
9195178	LARROCHAIX Thalie	F	HP SS		115.20 (45)	129.60 (62)	14 JAN 1999
9195195	PETIT Manon	F	SBX	200.00 (32)			7 DEC 1998
9195162	SILLIERES Chloe	F	SS			218.00 (33)	1 MAY 1998
9190404	SURGET Merlin	M	SBX	116.00 (93)			3 DEC 1999
9190422	VALAX Enzo	M	SS			5.80 (411)	27 OCT 2000
<i>Total of 5 FRA competitors (3 Ladies - 2 Men)</i>							
GER - Germany							
9205070	FISCHER Jana	F	SBX	65.30 (114)			8 MAY 1999
9200133	LECHNER Christoph	M	HP SS		15.00 (179)	3.57 (463)	8 DEC 2000
9200121	PIETRZYKOWSKI Sebastian	M	SBX	184.00 (54)			10 JUN 1998
<i>Total of 3 GER competitors (1 Lady - 2 Men)</i>							
HUN - Hungary							
1249953	FEHER Zsofia	F	SBX	18.20 (189)			22 NOV 1998
9240026	SZASZ Csongor Armin	M	SBX	4.85 (387)			29 AUG 1998
<i>Total of 2 HUN competitors (1 Lady - 1 Man)</i>							
ITA - Italy							
9295118	CARPANO Caterina	F	SBX	106.20 (66)			19 MAR 1998
<i>Total of 1 ITA competitor (1 Lady)</i>							



Entry List by NOC

As of 17 FEB 2016

REVISED
12 FEB 16:15

NOC		Gender	Event Code	SBX FIS Points (Rk)	HP FIS Points (Rk)	SS FIS Points (Rk)	Date of Birth
FIS Code	Name						
JPN - Japan							
9305289	ASAYA Junna	F	HP		176.00 (31)		16 SEP 1998
9300733	TAKAHARA Yoshiki	M	SBX	96.00 (105)			17 JAN 1998
<i>Total of 2 JPN competitors (1 Lady - 1 Man)</i>							
KOR - Republic of Korea							
9325024	JEONG Yu-Rim	F	HP		210.00 (23)		9 MAR 1998
9320133	LEE Min-Sik	M	HP SS		120.00 (51)	3.64 (461)	5 JUL 2000
9320118	OK Ho-Gwang	M	SS			23.00 (269)	23 MAR 1998
<i>Total of 3 KOR competitors (1 Lady - 2 Men)</i>							
LTU - Lithuania							
1783061	ARLAUSKAS Aras	M	SBX	14.80 (288)			29 MAY 1999
<i>Total of 1 LTU competitor (1 Man)</i>							
NED - Netherlands							
9400045	BASTIAANSEN Erik	M	SS			260.00 (29)	23 FEB 1998
<i>Total of 1 NED competitor (1 Man)</i>							
NOR - Norway							
9425037	EILERTSEN Hanne	F	HP SS		6.91 (160)	30.00 (136)	23 MAR 1999
9425038	FRISVOLD Nora	F	HP SS		6.05 (161)	13.50 (186)	29 MAY 1998
9420142	ECKHOFF Mathias	M	HP SS		14.40 (182)	3.86 (456)	10 JAN 1999
9420135	SVENDSEN Herman Moller	M	SBX	25.50 (232)			1 JUN 1998
9420138	ULSTEIN Isak	M	SS			59.40 (146)	2 MAR 1998
<i>Total of 5 NOR competitors (2 Ladies - 3 Men)</i>							
NZL - New Zealand							
9410044	COLLINS Tiarn	M	HP SS		135.00 (48)	180.00 (47)	9 NOV 1999
9531158	TAIT Rakai	M	HP SS		148.80 (44)	2.04 (516)	11 DEC 1998
<i>Total of 2 NZL competitors (2 Men)</i>							
POL - Poland							
9435062	LALIK Anna	F	SS			18.00 (167)	14 FEB 1998
<i>Total of 1 POL competitor (1 Lady)</i>							
RUS - Russian Federation							
9485265	FEDOROVA Sofya	F	SS			200.00 (37)	4 SEP 1998
9485208	PAUL Kristina	F	SBX	140.00 (49)			22 FEB 1998
9480582	KHADARIN Vlad	M	SS			76.70 (114)	22 FEB 1998
9480556	LOKTEV-ZAGORSKIY Vasily	M	SBX	7.98 (344)			26 NOV 1998
<i>Total of 4 RUS competitors (2 Ladies - 2 Men)</i>							
SLO - Slovenia							
9565003	KRALJ Eva	F	HP SS		165.00 (33)	140.00 (56)	4 OCT 2000
1569999	VERDNIK Kaja	F	HP SS		200.00 (26)	62.21 (98)	23 MAR 1999
9560193	STANTE Tit	M	HP SBX SS	5.88 (372)	155.00 (42)	71.00 (126)	11 OCT 1998
<i>Total of 3 SLO competitors (2 Ladies - 1 Man)</i>							



Entry List by NOC

As of 17 FEB 2016

REVISED
12 FEB 16:15

NOC		Gender	Event Code	SBX FIS Points (Rk)	HP FIS Points (Rk)	SS FIS Points (Rk)	Date of Birth
FIS Code	Name						
SUI - Switzerland							
9515168	BURRI Ariane	F	HP SS		53.60 (82)	85.00 (77)	14 APR 2000
9515159	HEDIGER Sophie	F	SBX	122.50 (57)			14 DEC 1998
9510380	BITSCHNAU Pascal	M	SBX	85.60 (117)			30 JAN 1998
9510403	GAUGER Wendelin	M	HP SS		12.00 (203)	72.10 (120)	16 MAR 2000
9510362	SUTTER Gian Andrea	M	HP SS		16.80 (169)	29.20 (238)	26 MAR 1999
<i>Total of 5 SUI competitors (2 Ladies - 3 Men)</i>							
TUR - Turkey							
1524984	YILMAZ Muhammed Ikbal	M	SBX	22.20 (244)			1 JAN 1999
<i>Total of 1 TUR competitor (1 Man)</i>							
UKR - Ukraine							
9695003	KYRYCHENKO Daryna	F	SBX	23.25 (179)			14 OCT 1998
<i>Total of 1 UKR competitor (1 Lady)</i>							
USA - United States of America							
9535393	KIM Chloe	F	HP SS		900.00 (2)	120.00 (69)	23 APR 2000
9535409	LANGLAND Hailey	F	HP SS		9.56 (154)	550.00 (8)	2 AUG 2000
9535390	MAGUIRE Shannon	F	SBX	17.60 (196)			10 JAN 1998
9531009	BADEN Nikolas	M	HP SS		3.19 (301)	216.00 (37)	13 JAN 1998
9530983	PATES Jake	M	HP SS		475.00 (9)	115.00 (84)	30 JUL 1998
9531212	VEDDER Jake	M	SBX	160.00 (63)			16 APR 1998
<i>Total of 6 USA competitors (3 Ladies - 3 Men)</i>							

Legend:

F Female **HP** Halfpipe **M** Male **Rk** Rank
SBX Snowboard Cross **SS** Slopestyle



Entry List by NOC

As of 17 FEB 2016

REVISED
12 FEB 16:15

NOC		Gender	Event Code	SBX FIS Points (Rk)	HP FIS Points (Rk)	SS FIS Points (Rk)	Date of Birth
FIS Code	Name						

Added Kira Lengkeek to SS event.
 Removed Kalto Hamada from SS event.



Medallists by Event

As of 19 FEB 2016 at 11:36

After 7 of 7 Events

Event	Date	Medal	Name	NOC Code
Ladies' Slopestyle	FRI 19 FEB	GOLD	KIM Chloe	USA
		SILVER	PIKKUJAMSA Elli	FIN
		BRONZE	IKOLA Henna	FIN
Men's Slopestyle	FRI 19 FEB	GOLD	PATES Jake	USA
		SILVER	KHADARIN Vlad	RUS
		BRONZE	RINNEKANGAS Rene	FIN
Ladies' Snowboard Cross	MON 15 FEB	GOLD	PETIT Manon	FRA
		SILVER	HEDIGER Sophie	SUI
		BRONZE	CARPANO Caterina	ITA
Men's Snowboard Cross	MON 15 FEB	GOLD	VEDDER Jake	USA
		SILVER	DICKSON Alex	AUS
		BRONZE	PIETRZYKOWSKI Sebastian	GER
Ladies' Halfpipe	SUN 14 FEB	GOLD	KIM Chloe	USA
		SILVER	ARTHUR Emily	AUS
		BRONZE	JEONG Yu-Rim	KOR
Men's Halfpipe	SUN 14 FEB	GOLD	PATES Jake	USA
		SILVER	BADEN Nikolas	USA
		BRONZE	STANTE Tit	SLO
Team Ski-Snowboard Cross	TUE 16 FEB	GOLD	FISCHER Jana FUNKLER Celia PIETRZYKOWSKI Sebastian RENN Cornel	GER
		SILVER	BITSCHNAU Pascal GANTENBEIN Talina HEDIGER Sophie RUEEDI Sascha	SUI
		BRONZE	Mixed Team 4 EDEBO Veronica KYRYCHENKO Daryna MILADINOV Valentin MOBAERG David	SWE UKR BUL SWE

Note:

Team Ski-Snowboard Cross order: Ladies' Snowboard, Ladies' Freestyle Skiing, Men's Snowboard, Men's Freestyle Skiing

Lillehammer
2016
Youth Olympic Games



YOG
DNA

Results Book



Snowboarding

Ladies' Snowboard Cross


OMEGA



MON 15 FEB 2016

Start Time 9:00

Results Summary

SBX

Jury			Technical Data		
FIS Technical Delegate:	SIDORCHUK Jim	CAN	Course Name:	Freeparken Cross	
Referee:	KUUSELA Janne	FIN	Start Altitude:	763m	
Chief of Competition:	SKORPEN Asbjorn	NOR	Finish Altitude:	657m	
FIS Race Director:	KROGOLL Peter	FIS	Vertical Drop:	106m	
Officials			Course Length:	663m	
FIS Assistant Race Director:	STEINER Werner	AUT	Number of Features:	12	
Equipment Controller:	FITZGERALD Joe	CAN	Forerunners		
Chief of Course:	DUGSTAD Tore	NOR	F1 - Brendengen Jensen Julie	NOR	
Assistant Chief of Course:	LEMME Knut	NOR	F2 - Hoie Gjefsen Marte	NOR	
Course Builder:	MATTSSON Lars	SWE	F3 - Wibstad Petter	NOR	
Course Setter:	KROGOLL Peter	FIS			
Video Controller:	ROTERMUND Konrad	USA			
Start Referee:	STEINER Werner	AUT			
Finish Referee:	LIGOCKI Lukasz Piotr	POL			
Results Controller:	MINCEV Tino	BUL			
Weather: Sky clear			Snow Temperature: -8°C / 17.6°F	Temperature - Start: -12°C / 10.4°F	Temperature - Finish: -12°C / 10.4°F

Number of Competitors: 15, Number of NOCs: 15

Rank	Bib	FIS Code	Name	NOC Code	YB	Seeding Rank	Race Points
BIG FINAL							
1	1	9195195	PETIT Manon	FRA	1998		130.00
2	2	9515159	HEDIGER Sophie	SUI	1998		104.00
3	7	9295118	CARPANO Caterina	ITA	1998		78.00
4	8	9045087	FERNANDEZ Mollie	AUS	1998		65.00
SMALL FINAL							
5	3	9485208	PAUL Kristina	RUS	1998		58.50
6	4	9205070	FISCHER Jana	GER	1999		52.00
7	10	1119982	YANEZ Antonia	CHI	1999		46.80
8	6	9055078	ZERKHOLD Pia	AUT	1998		41.60
GROUP HEATS							
9	5	9535390	MAGUIRE Shannon	USA	1998		37.70
10	12	1159990	VESELKOVA Sara	CZE	1999		33.80
11	9	1499957	TORELLO Fiona	ESP	1998		31.20
12	14	9695003	KYRYCHENKO Daryna	UKR	1998		28.60
13	11	1249953	FEHER Zsofia	HUN	1998		26.00
14	15	1039964	LEMANN Delfina	ARG	1999		23.40
15	13	9105346	SHIEH Audrey	CAN	1999		

Legend:

YB Year of Birth



Start List

SBX

Number of Competitors: 15, Number of NOCs: 15

Group 1

	Heat 1		Heat 2		Heat 3		Heat 4	
	Bib	Name	NOC	Code	Bib	Name	NOC	Code
R	1	PETIT Manon	FRA		5	MAGUIRE Shannon	USA	
G	2	HEDIGER Sophie	SUI		6	ZERKHOLD Pia	AUT	
B	3	PAUL Kristina	RUS		7	CARPANO Caterina	ITA	
Y	4	FISCHER Jana	GER		8	FERNANDEZ Mollie	AUS	
					9	TORELLO Fiona	ESP	
					10	YANEZ Antonia	CHI	
					11	FEHER Zsofia	HUN	
					12	VESELKOVA Sara	CZE	
					13	SHIEH Audrey	CAN	
					14	KYRYCHENKO Daryna	UKR	
					15	LEMANN Delfina	ARG	

Group 2

	Heat 5		Heat 6		Heat 7		Heat 8	
	Bib	Name	NOC	Code	Bib	Name	NOC	Code
R	1	PETIT Manon	FRA		2	HEDIGER Sophie	SUI	
G	5	MAGUIRE Shannon	USA		6	ZERKHOLD Pia	AUT	
B	9	TORELLO Fiona	ESP		10	YANEZ Antonia	CHI	
Y	13	SHIEH Audrey	CAN		14	KYRYCHENKO Daryna	UKR	
					3	PAUL Kristina	RUS	
					7	CARPANO Caterina	ITA	
					11	FEHER Zsofia	HUN	
					12	VESELKOVA Sara	CZE	
					4	FISCHER Jana	GER	
					8	FERNANDEZ Mollie	AUS	
					15	LEMANN Delfina	ARG	

Group 3

	Heat 9		Heat 10		Heat 11		Heat 12	
	Bib	Name	NOC	Code	Bib	Name	NOC	Code
R	1	PETIT Manon	FRA		2	HEDIGER Sophie	SUI	
G	6	ZERKHOLD Pia	AUT		5	MAGUIRE Shannon	USA	
B	11	FEHER Zsofia	HUN		12	VESELKOVA Sara	CZE	
					15	LEMANN Delfina	ARG	
					3	PAUL Kristina	RUS	
					8	FERNANDEZ Mollie	AUS	
					9	TORELLO Fiona	ESP	
					14	KYRYCHENKO Daryna	UKR	
					4	FISCHER Jana	GER	
					7	CARPANO Caterina	ITA	
					10	YANEZ Antonia	CHI	
					13	SHIEH Audrey	CAN	

Group 4

	Heat 13		Heat 14		Heat 15		Heat 16	
	Bib	Name	NOC	Code	Bib	Name	NOC	Code
R	1	PETIT Manon	FRA		2	HEDIGER Sophie	SUI	
G	7	CARPANO Caterina	ITA		8	FERNANDEZ Mollie	AUS	
B	12	VESELKOVA Sara	CZE		11	FEHER Zsofia	HUN	
Y	14	KYRYCHENKO Daryna	UKR		13	SHIEH Audrey	CAN	
					3	PAUL Kristina	RUS	
					5	MAGUIRE Shannon	USA	
					10	YANEZ Antonia	CHI	
					4	FISCHER Jana	GER	
					6	ZERKHOLD Pia	AUT	
					9	TORELLO Fiona	ESP	
					15	LEMANN Delfina	ARG	

Group 5

	Heat 17		Heat 18		Heat 19		Heat 20	
	Bib	Name	NOC	Code	Bib	Name	NOC	Code
R	1	PETIT Manon	FRA		2	HEDIGER Sophie	SUI	
G	8	FERNANDEZ Mollie	AUS		7	CARPANO Caterina	ITA	
B	10	YANEZ Antonia	CHI		9	TORELLO Fiona	ESP	
Y	15	LEMANN Delfina	ARG		9	TORELLO Fiona	ESP	
					3	PAUL Kristina	RUS	
					6	ZERKHOLD Pia	AUT	
					12	VESELKOVA Sara	CZE	
					13	SHIEH Audrey	CAN	
					4	FISCHER Jana	GER	
					5	MAGUIRE Shannon	USA	
					11	FEHER Zsofia	HUN	
					14	KYRYCHENKO Daryna	UKR	

Legend:

B Blue **G** Green **R** Red **Y** Yellow



MON 15 FEB 2016

Start Time 9:30

Results

REVISED
15 FEB 9:45

SBX

Jury			Technical Data		
FIS Technical Delegate:	SIDORCHUK Jim	CAN	Course Name:	Freeparken Cross	
Referee:	KUUSELA Janne	FIN	Start Altitude:	763m	
Chief of Competition:	SKORPEN Asbjorn	NOR	Finish Altitude:	657m	
FIS Race Director:	KROGOLL Peter	FIS	Vertical Drop:	106m	
Officials			Course Length:	663m	
FIS Assistant Race Director:	STEINER Werner	AUT	Number of Features:	12	
Equipment Controller:	FITZGERALD Joe	CAN	Forerunners		
Chief of Course:	DUGSTAD Tore	NOR	F1 - Brendengen Jensen Julie	NOR	
Assistant Chief of Course:	LEMME Knut	NOR	F2 - Hoie Gjeften Marte	NOR	
Course Builder:	MATTSSON Lars	SWE	F3 - Wibstad Petter	NOR	
Course Setter:	KROGOLL Peter	FIS			
Video Controller:	ROTERMUND Konrad	USA			
Start Referee:	STEINER Werner	AUT			
Finish Referee:	LIGOCKI Lukasz Piotr	POL			
Results Controller:	MINCEV Tino	BUL			
Weather: Sky clear			Snow Temperature: -8°C / 17.6°F		Temperature - Finish: -12°C / 10.4°F
			Temperature - Start: -12°C / 10.4°F		

Number of Competitors: 15, Number of NOCs: 15

Rank	Bib	FIS Code	Name	NOC Code	YB	Run 1		Run 2		Best Time	Diff.
						Time	Rank	Time	Rank		

QUALIFIED

1	9	9195195	PETIT Manon	FRA	1998	49.26	1			49.26	
2	11	9515159	HEDIGER Sophie	SUI	1998	49.72	2			49.72	0.46
3	12	9485208	PAUL Kristina	RUS	1998	49.73	3			49.73	0.47
4	7	9205070	FISCHER Jana	GER	1999	51.27	4			51.27	2.01
5	5	9535390	MAGUIRE Shannon	USA	1998	52.04	5			52.04	2.78
6	10	9055078	ZERKHOLD Pia	AUT	1998	52.27	6			52.27	3.01
7	4	9295118	CARPANO Caterina	ITA	1998	52.44	7			52.44	3.18
8	8	9045087	FERNANDEZ Mollie	AUS	1998	52.89	8			52.89	3.63
9	6	1499957	TORELLO Fiona	ESP	1998	53.69	9	53.79	1	53.69	4.43
10	13	1119982	YANEZ Antonia	CHI	1999	54.21	10	55.18	3	54.21	4.95
11	15	1249953	FEHER Zsofia	HUN	1998	54.23	11	57.86	4	54.23	4.97
12	1	1159990	VESELKOVA Sara	CZE	1999	54.41	12	54.84	2	54.41	5.15
13	3	9105346	SHIEH Audrey	CAN	1999	55.12	13	59.18	6	55.12	5.86
14	14	9695003	KYRYCHENKO Daryna	UKR	1998	57.69	14	59.00	5	57.69	8.43
15	2	1039964	LEMANN Delfina	ARG	1999	1:02.33	15	1:01.27	7	1:01.27	12.01

Legend:

Diff Difference YB Year of Birth

15 FEB 2016 / Lillehammer (NOR) / 7321

Diff column was missing in previous version.



Race Analysis

SBX

Number of Competitors: 15, Number of NOCs: 15

Rank	Bib	Name	NOC Code	Pos	Positions		Partials		Difference Time	Average speed Km/h		
					Time	Rank	Pos	Time			Rank	
1	9	PETIT Manon	FRA	Run 1:	Int 1:	2.26	(1)	I1-I2:	21.90	(2)	0.00	48.45
					Int 2:	24.16	(1)	I2-Fin:	25.10	(1)	0.00	
					Fin:	49.26	(1)				0.00	
2	11	HEDIGER Sophie	SUI	Run 1:	Int 1:	2.46	(9)	I1-I2:	21.72	(1)	0.20	48.00
					Int 2:	24.18	(2)	I2-Fin:	25.54	(2)	0.02	
					Fin:	49.72	(2)				0.46	
3	12	PAUL Kristina	RUS	Run 1:	Int 1:	2.29	(3)	I1-I2:	21.90	(2)	0.03	48.00
					Int 2:	24.19	(3)	I2-Fin:	25.54	(2)	0.03	
					Fin:	49.73	(3)				0.47	
4	7	FISCHER Jana	GER	Run 1:	Int 1:	2.26	(1)	I1-I2:	22.39	(4)	0.00	46.55
					Int 2:	24.65	(4)	I2-Fin:	26.62	(6)	0.49	
					Fin:	51.27	(4)				2.01	
5	5	MAGUIRE Shannon	USA	Run 1:	Int 1:	2.52	(11)	I1-I2:	22.99	(7)	0.26	45.86
					Int 2:	25.51	(7)	I2-Fin:	26.53	(4)	1.35	
					Fin:	52.04	(5)				2.78	
6	10	ZERKHOLD Pia	AUT	Run 1:	Int 1:	2.41	(6)	I1-I2:	22.86	(5)	0.15	45.66
					Int 2:	25.27	(5)	I2-Fin:	27.00	(7)	1.11	
					Fin:	52.27	(6)				3.01	
7	4	CARPANO Caterina	ITA	Run 1:	Int 1:	2.39	(4)	I1-I2:	23.44	(10)	0.13	45.51
					Int 2:	25.83	(9)	I2-Fin:	26.61	(5)	1.67	
					Fin:	52.44	(7)				3.18	
8	8	FERNANDEZ Mollie	AUS	Run 1:	Int 1:	2.56	(13)	I1-I2:	23.24	(8)	0.30	45.13
					Int 2:	25.80	(8)	I2-Fin:	27.09	(8)	1.64	
					Fin:	52.89	(8)				3.63	
9	6	TORELLO Fiona	ESP	Run 1:	Int 1:	2.51	(10)	I1-I2:	22.93	(6)	0.25	44.46
					Int 2:	25.44	(6)	I2-Fin:	28.25	(12)	1.28	
					Fin:	53.69	(9)				4.43	
				Run 2:	Int 1:	2.55	(5)	I1-I2:	23.24	(1)	0.14	
					Int 2:	25.79	(1)	I2-Fin:	28.00	(1)	0.00	
					Fin:	53.79	(1)				0.10	
10	13	YANEZ Antonia	CHI	Run 1:	Int 1:	2.39	(4)	I1-I2:	23.99	(11)	0.13	44.03
					Int 2:	26.38	(11)	I2-Fin:	27.83	(10)	2.22	
					Fin:	54.21	(10)				4.95	
				Run 2:	Int 1:	2.41	(1)	I1-I2:	24.73	(3)	0.00	
					Int 2:	27.14	(3)	I2-Fin:	28.04	(2)	1.35	
					Fin:	55.18	(3)				1.49	
11	15	FEHER Zsafia	HUN	Run 1:	Int 1:	2.52	(11)	I1-I2:	24.04	(12)	0.26	44.01
					Int 2:	26.56	(12)	I2-Fin:	27.67	(9)	2.40	
					Fin:	54.23	(11)				4.97	
				Run 2:	Int 1:	2.46	(2)	I1-I2:	27.05	(5)	0.05	
					Int 2:	29.51	(5)	I2-Fin:	28.35	(3)	3.72	
					Fin:	57.86	(4)				4.17	



Race Analysis

SBX

Rank	Bib	Name	NOC Code	Run	Positions			Partials		Difference Time	Average speed Km/h	
					Int	Rank	Pos	Time	Rank			
12	1	VESELKOVA Sara	CZE	Run 1:	Int 1:	2.41	(6)	I1-I2:	23.42	(9)	0.15	43.87
					Int 2:	25.83	(9)	I2-Fin:	28.58	(13)	1.67	
					Fin:	54.41	(12)				5.15	
				Run 2:	Int 1:	2.49	(3)	I1-I2:	23.55	(2)	0.08	
					Int 2:	26.04	(2)	I2-Fin:	28.80	(4)	0.25	
					Fin:	54.84	(2)				1.15	
13	3	SHIEH Audrey	CAN	Run 1:	Int 1:	2.65	(14)	I1-I2:	24.46	(13)	0.39	43.30
					Int 2:	27.11	(13)	I2-Fin:	28.01	(11)	2.95	
					Fin:	55.12	(13)				5.86	
				Run 2:	Int 1:	2.67	(6)	I1-I2:	27.54	(6)	0.26	
					Int 2:	30.21	(6)	I2-Fin:	28.97	(5)	4.42	
					Fin:	59.18	(6)				5.49	
14	14	KYRYCHENKO Daryna	UKR	Run 1:	Int 1:	2.43	(8)	I1-I2:	25.41	(14)	0.17	41.37
					Int 2:	27.84	(14)	I2-Fin:	29.85	(14)	3.68	
					Fin:	57.69	(14)				8.43	
				Run 2:	Int 1:	2.50	(4)	I1-I2:	26.79	(4)	0.09	
					Int 2:	29.29	(4)	I2-Fin:	29.71	(6)	3.50	
					Fin:	59.00	(5)				5.31	
15	2	LEMANN Delfina	ARG	Run 1:	Int 1:	2.81	(15)	I1-I2:	28.53	(15)	0.55	38.29
					Int 2:	31.34	(15)	I2-Fin:	30.99	(15)	7.18	
					Fin:	1:02.33	(15)				13.07	
				Run 2:	Int 1:	2.82	(7)	I1-I2:	27.84	(7)	0.41	
					Int 2:	30.66	(7)	I2-Fin:	30.61	(7)	4.87	
					Fin:	1:01.27	(7)				7.58	

Intermediate Time Positions: Int. 1 = Intermediate 1

Legend:	Fin	Int	Pos
	Finish	Intermediate	Intermediate position



MON 15 FEB 2016

Start Time 9:00

Start List

SBX

Jury			Technical Data	
FIS Technical Delegate:	SIDORCHUK Jim	CAN	Course Name:	Freeparken Cross
Referee:	KUUSELA Janne	FIN	Start Altitude:	763m
Chief of Competition:	SKORPEN Asbjorn	NOR	Finish Altitude:	657m
FIS Race Director:	KROGOLL Peter	FIS	Vertical Drop:	106m
Officials			Course Length:	663m
FIS Assistant Race Director:	STEINER Werner	AUT	Number of Features:	12
Equipment Controller:	FITZGERALD Joe	CAN	Forerunners	
Chief of Course:	DUGSTAD Tore	NOR	F1 - Brendengen Jensen Julie	NOR
Assistant Chief of Course:	LEMME Knut	NOR	F2 - Hoie Gjefsen Marte	NOR
Course Builder:	MATTSSON Lars	SWE	F3 - Wibstad Petter	NOR
Course Setter:	KROGOLL Peter	FIS		
Video Controller:	ROTERMUND Konrad	USA		
Start Referee:	STEINER Werner	AUT		
Finish Referee:	LIGOCKI Lukasz Piotr	POL		
Results Controller:	MINCEV Tino	BUL		

Number of Competitors: 15, Number of NOCs: 15

Start Order	Bib	Fis Code	Name	NOC Code	YB	Run 1		Run 2		Best Time
						Time	Rank	Time	Rank	
1	1	1159990	VESELKOVA Sara	CZE	1999					
2	2	1039964	LEMANN Delfina	ARG	1999					
3	3	9105346	SHIEH Audrey	CAN	1999					
4	4	9295118	CARPANO Caterina	ITA	1998					
5	5	9535390	MAGUIRE Shannon	USA	1998					
6	6	1499957	TORELLO Fiona	ESP	1998					
7	7	9205070	FISCHER Jana	GER	1999					
8	8	9045087	FERNANDEZ Mollie	AUS	1998					
9	9	9195195	PETIT Manon	FRA	1998					
10	10	9055078	ZERKHOLD Pia	AUT	1998					
11	11	9515159	HEDIGER Sophie	SUI	1998					
12	12	9485208	PAUL Kristina	RUS	1998					
13	13	1119982	YANEZ Antonia	CHI	1999					
14	14	9695003	KYRYCHENKO Daryna	UKR	1998					
15	15	1249953	FEHER Zsafia	HUN	1998					

Legend:

YB Year of Birth



MON 15 FEB 2016

Start Time 9:00

Results

SBX

Jury			Technical Data		
FIS Technical Delegate:	SIDORCHUK Jim	CAN	Course Name:	Freeparken Cross	
Referee:	KUUSELA Janne	FIN	Start Altitude:	763m	
Chief of Competition:	SKORPEN Asbjorn	NOR	Finish Altitude:	657m	
FIS Race Director:	KROGOLL Peter	FIS	Vertical Drop:	106m	
Officials			Course Length:	663m	
FIS Assistant Race Director:	STEINER Werner	AUT	Number of Features:	12	
Equipment Controller:	FITZGERALD Joe	CAN	Forerunners		
Chief of Course:	DUGSTAD Tore	NOR	F1 - Brendengen Jensen Julie	NOR	
Assistant Chief of Course:	LEMME Knut	NOR	F2 - Hoie Gjefsen Marte	NOR	
Course Builder:	MATTSSON Lars	SWE	F3 - Wibstad Petter	NOR	
Course Setter:	KROGOLL Peter	FIS			
Video Controller:	ROTERMUND Konrad	USA			
Start Referee:	STEINER Werner	AUT			
Finish Referee:	LIGOCKI Lukasz Piotr	POL			
Results Controller:	MINCEV Tino	BUL			
Weather: Sky clear			Snow Temperature: -8°C / 17.6°F		
			Temperature - Start: -12°C / 10.4°F		Temperature - Finish: -12°C / 10.4°F

Number of Competitors: 15, Number of NOCs: 15

Rank	Bib	Fis Code	Name	NOC Code	YB	Run 1		Run 2		Best Time
						Time	Rank	Time	Rank	
1	9	9195195	PETIT Manon	FRA	1998	49.26	1			
2	11	9515159	HEDIGER Sophie	SUI	1998	49.72	2			
3	12	9485208	PAUL Kristina	RUS	1998	49.73	3			
4	7	9205070	FISCHER Jana	GER	1999	51.27	4			
5	5	9535390	MAGUIRE Shannon	USA	1998	52.04	5			
6	10	9055078	ZERKHOLD Pia	AUT	1998	52.27	6			
7	4	9295118	CARPANO Caterina	ITA	1998	52.44	7			
8	8	9045087	FERNANDEZ Mollie	AUS	1998	52.89	8			
9	6	1499957	TORELLO Fiona	ESP	1998	53.69	9			
10	13	1119982	YANEZ Antonia	CHI	1999	54.21	10			
11	15	1249953	FEHER Zsofia	HUN	1998	54.23	11			
12	1	1159990	VESELKOVA Sara	CZE	1999	54.41	12			
13	3	9105346	SHIEH Audrey	CAN	1999	55.12	13			
14	14	9695003	KYRYCHENKO Daryna	UKR	1998	57.69	14			
15	2	1039964	LEMANN Delfina	ARG	1999	1:02.33	15			

Legend:

YB Year of Birth



Race Analysis

SBX

Number of Competitors: 15, Number of NOCs: 15

Rank	Bib	Name	NOC Code	Pos	Positions		Partials		Difference	Average speed		
					Time	Rank	Pos	Time			Rank	Time
1	9	PETIT Manon	FRA	Run 1:	Int 1:	2.26	(1)	I1-I2:	21.90	(2)	0.00	
					Int 2:	24.16	(1)	I2-Fin:	25.10	(1)	0.00	
					Fin:	49.26	(1)				0.00	48.45
2	11	HEDIGER Sophie	SUI	Run 1:	Int 1:	2.46	(9)	I1-I2:	21.72	(1)	0.20	
					Int 2:	24.18	(2)	I2-Fin:	25.54	(2)	0.02	
					Fin:	49.72	(2)				0.46	48.00
3	12	PAUL Kristina	RUS	Run 1:	Int 1:	2.29	(3)	I1-I2:	21.90	(2)	0.03	
					Int 2:	24.19	(3)	I2-Fin:	25.54	(2)	0.03	
					Fin:	49.73	(3)				0.47	48.00
4	7	FISCHER Jana	GER	Run 1:	Int 1:	2.26	(1)	I1-I2:	22.39	(4)	0.00	
					Int 2:	24.65	(4)	I2-Fin:	26.62	(6)	0.49	
					Fin:	51.27	(4)				2.01	46.55
5	5	MAGUIRE Shannon	USA	Run 1:	Int 1:	2.52	(11)	I1-I2:	22.99	(7)	0.26	
					Int 2:	25.51	(7)	I2-Fin:	26.53	(4)	1.35	
					Fin:	52.04	(5)				2.78	45.86
6	10	ZERKHOLD Pia	AUT	Run 1:	Int 1:	2.41	(6)	I1-I2:	22.86	(5)	0.15	
					Int 2:	25.27	(5)	I2-Fin:	27.00	(7)	1.11	
					Fin:	52.27	(6)				3.01	45.66
7	4	CARPANO Caterina	ITA	Run 1:	Int 1:	2.39	(4)	I1-I2:	23.44	(10)	0.13	
					Int 2:	25.83	(9)	I2-Fin:	26.61	(5)	1.67	
					Fin:	52.44	(7)				3.18	45.51
8	8	FERNANDEZ Mollie	AUS	Run 1:	Int 1:	2.56	(13)	I1-I2:	23.24	(8)	0.30	
					Int 2:	25.80	(8)	I2-Fin:	27.09	(8)	1.64	
					Fin:	52.89	(8)				3.63	45.13
9	6	TORELLO Fiona	ESP	Run 1:	Int 1:	2.51	(10)	I1-I2:	22.93	(6)	0.25	
					Int 2:	25.44	(6)	I2-Fin:	28.25	(12)	1.28	
					Fin:	53.69	(9)				4.43	44.46
10	13	YANEZ Antonia	CHI	Run 1:	Int 1:	2.39	(4)	I1-I2:	23.99	(11)	0.13	
					Int 2:	26.38	(11)	I2-Fin:	27.83	(10)	2.22	
					Fin:	54.21	(10)				4.95	44.03
11	15	FEHER Zsofia	HUN	Run 1:	Int 1:	2.52	(11)	I1-I2:	24.04	(12)	0.26	
					Int 2:	26.56	(12)	I2-Fin:	27.67	(9)	2.40	
					Fin:	54.23	(11)				4.97	44.01
12	1	VESELKOVA Sara	CZE	Run 1:	Int 1:	2.41	(6)	I1-I2:	23.42	(9)	0.15	
					Int 2:	25.83	(9)	I2-Fin:	28.58	(13)	1.67	
					Fin:	54.41	(12)				5.15	43.87
13	3	SHIEH Audrey	CAN	Run 1:	Int 1:	2.65	(14)	I1-I2:	24.46	(13)	0.39	
					Int 2:	27.11	(13)	I2-Fin:	28.01	(11)	2.95	
					Fin:	55.12	(13)				5.86	43.30
14	14	KYRYCHENKO Daryna	UKR	Run 1:	Int 1:	2.43	(8)	I1-I2:	25.41	(14)	0.17	
					Int 2:	27.84	(14)	I2-Fin:	29.85	(14)	3.68	
					Fin:	57.69	(14)				8.43	41.37
15	2	LEMANN Delfina	ARG	Run 1:	Int 1:	2.81	(15)	I1-I2:	28.53	(15)	0.55	
					Int 2:	31.34	(15)	I2-Fin:	30.99	(15)	7.18	
					Fin:	1:02.33	(15)				13.07	38.29




Race Analysis

SBX

Rank	Bib Name	NOC Code	Positions		Partials		Difference Time	Average speed Km/h
			Pos	Time Rank Pos	Time Rank	Time		

Legend:

Fin Finish **Int** Intermediate **Pos** Intermediate position



Start List

SBX

Jury			Technical Data	
FIS Technical Delegate:	SIDORCHUK Jim	CAN	Course Name:	Freeparken Cross
Referee:	KUUSELA Janne	FIN	Start Altitude:	763m
Chief of Competition:	SKORPEN Asbjorn	NOR	Finish Altitude:	657m
FIS Race Director:	KROGOLL Peter	FIS	Vertical Drop:	106m
Officials			Course Length:	663m
FIS Assistant Race Director:	STEINER Werner	AUT	Number of Features:	12
Equipment Controller:	FITZGERALD Joe	CAN	Forerunners	
Chief of Course:	DUGSTAD Tore	NOR	F1 - Brendengen Jensen Julie	NOR
Assistant Chief of Course:	LEMME Knut	NOR	F2 - Hoie Gjefsen Marte	NOR
Course Builder:	MATTSSON Lars	SWE	F3 - Wibstad Petter	NOR
Course Setter:	KROGOLL Peter	FIS		
Video Controller:	ROTERMUND Konrad	USA		
Start Referee:	STEINER Werner	AUT		
Finish Referee:	LIGOCKI Lukasz Piotr	POL		
Results Controller:	MINCEV Tino	BUL		

Number of Competitors: 7, Number of NOCs: 7

Start Order	Bib	Fis Code	Name	NOC Code	YB	Run 1		Run 2		Best Time
						Time	Rank	Time	Rank	
1	1	1159990	VESELKOVA Sara	CZE	1999	54.41	12			
2	2	1039964	LEMANN Delfina	ARG	1999	1:02.33	15			
3	3	9105346	SHIEH Audrey	CAN	1999	55.12	13			
4	6	1499957	TORELLO Fiona	ESP	1998	53.69	9			
5	13	1119982	YANEZ Antonia	CHI	1999	54.21	10			
6	14	9695003	KYRYCHENKO Daryna	UKR	1998	57.69	14			
7	15	1249953	FEHER Zsofia	HUN	1998	54.23	11			

Legend:

YB Year of Birth

Lillehammer
2016
Youth Olympic Games



YOG
DNA

Results Book



Snowboarding

Men's Snowboard Cross


OMEGA



Brackets

SBX

Number of Competitors: 16, Number of NOCs: 16

Group Heats

Rank	Bib	Name	NOC Code	Heat																				Points			
				Group 1				Group 2				Group 3				Group 4				Group 5							
				1	2	3	4	5	6	7	8	9	10	11	12	13	14	15	16	17	18	19	20				
1	2	VEDDER Jake	USA	4					4				4				4				4			20			
2	1	PIETRZYKOWSKI Sebastian	GER	3				3				4				4					4			18			
3	4	BICHON Evan	CAN	2							4				4					4			18				
4	3	DICKSON Alex	AUS	1						4					4					4			17				
5	10	TAKAHARA Yoshiki	JPN			4			3						2			3		3			15				
6	5	BITSCHNAU Pascal	SUI		4			4						3				1					15				
7	6	SURGET Merlin	FRA		2				2				3						3			3	13				
8	7	LOKTEV-ZAGORSKIY Vasily	RUS		1					3						3	3					3	13				
9	8	DORNHOFER Marco	AUT		3						2				3			3			2		13				
10	12	SVENDSEN Herman Moller	NOR			3						3		1			2					2	11				
11	9	KOUDELKA Matous	CZE			2		2						2				2			1		9				
12	11	YILMAZ Muhammed Ikbal	TUR			DNF			2			2					2						8				
13	14	MILADINOV Valentin	BUL				4		1					1		1							8				
14	16	ARLAUSKAS Aras	LTU			2				1	1						2			2			8				
15	13	STANTE Tit	SLO			3	1								1		DNF				1		6				
16	15	STOEFF BELKENOFF A.	ARG				1			1			2					2	1				6				

Finals

Semifinal 1 (21/24)

Bib	Rk	Name	NOC
2 R	1	VEDDER Jake	USA
3 G	2	DICKSON Alex	AUS
10 B	3	TAKAHARA Yoshiki	JPN
7 Y	4	LOKTEV-ZAGORSKIY Vasily	RUS

Semifinal 2 (22/24)

Bib	Rk	Name	NOC
1 R	1	PIETRZYKOWSKI Sebastian	GER
4 G	2	BICHON Evan	CAN
5 B	3	BITSCHNAU Pascal	SUI
6 Y	4	SURGET Merlin	FRA

Small Final (23/24)

Bib	Rk	Name	NOC
10 B	1	TAKAHARA Yoshiki	JPN
7 Y	2	LOKTEV-ZAGORSKIY Vasily	RUS
5 R	3	BITSCHNAU Pascal	SUI
6 G	DNF	SURGET Merlin	FRA

Big Final (24/24)

Bib	Rk	Name	NOC
2 R	1	VEDDER Jake	USA
3 Y	2	DICKSON Alex	AUS
1 G	3	PIETRZYKOWSKI Sebastian	GER
4 B	4	BICHON Evan	CAN

Final Ranking

Gold	VEDDER Jake	USA
Silver	DICKSON Alex	AUS
Bronze	PIETRZYKOWSKI Sebastian	GER
4	BICHON Evan	CAN
5	TAKAHARA Yoshiki	JPN
6	LOKTEV-ZAGORSKIY Vasily	RUS
7	BITSCHNAU Pascal	SUI
8	SURGET Merlin	FRA
9	DORNHOFER Marco	AUT
10	SVENDSEN Herman Moller	NOR
11	KOUDELKA Matous	CZE
12	YILMAZ Muhammed Ikbal	TUR
13	MILADINOV Valentin	BUL
14	ARLAUSKAS Aras	LTU
15	STANTE Tit	SLO
16	STOEFF BELKENOFF A.	ARG

Progression rule: Group Heats: All competitors compete in heats against each other (round robin). Competitors are awarded race points according to their finishing position in each heat: 4 points for first place, 3 points for second place, 2 points for third place and 1 point for fourth place. The first eight competitors from the Group Heats qualify for the Semifinals. Competitors placed 1st, 4th, 6th and 7th take part in Semifinal 1 (Heat 21). Competitors placed 2nd, 3rd, 5th and 8th take part in Semifinal 2 (Heat 22). The winner and second placed competitors in each Semifinal qualify for the Big Final.

Note: Bibs are assigned based upon qualification results. The competitor with the lowest bib of each heat starts with the red (R) bib, the second lowest with the green (G), the third with blue (B) and the fourth with yellow (Y).

B	Blue	DNF	Did Not Finish	G	Green	R	Red
Rk	Rank	Y	Yellow				



MON 15 FEB 2016

Start Time 9:15

Results Summary

SBX

Jury			Technical Data		
FIS Technical Delegate:	SIDORCHUK Jim	CAN	Course Name:	Freeparken Cross	
Referee:	KUUSELA Janne	FIN	Start Altitude:	763m	
Chief of Competition:	SKORPEN Asbjorn	NOR	Finish Altitude:	657m	
FIS Race Director:	KROGOLL Peter	FIS	Vertical Drop:	106m	
Officials			Course Length:	663m	
FIS Assistant Race Director:	STEINER Werner	AUT	Number of Features:	12	
Equipment Controller:	FITZGERALD Joe	CAN	Forerunners		
Chief of Course:	DUGSTAD Tore	NOR	F1 - Brendengen Jensen Julie	NOR	
Assistant Chief of Course:	LEMME Knut	NOR	F2 - Hoie Gjefsen Marte	NOR	
Course Builder:	MATTSSON Lars	SWE	F3 - Wibstad Petter	NOR	
Course Setter:	KROGOLL Peter	FIS			
Video Controller:	ROTERMUND Konrad	USA			
Start Referee:	STEINER Werner	AUT			
Finish Referee:	LIGOCKI Lukasz Piotr	POL			
Results Controller:	MINCEV Tino	BUL			
Weather: Sky clear			Snow Temperature: -8°C / 17.6°F	Temperature - Start: -12°C / 10.4°F	Temperature - Finish: -12°C / 10.4°F

Number of Competitors: 17, Number of NOCs: 17

Rank	Bib	FIS Code	Name	NOC Code	YB	Qualification Rank	Race Points
BIG FINAL							
1	2	9531212	VEDDER Jake	USA	1998		130.00
2	3	9040201	DICKSON Alex	AUS	1998		104.00
3	1	9200121	PIETRZYKOWSKI Sebastian	GER	1998		78.00
4	4	9100660	BICHON Evan	CAN	1998		65.00
SMALL FINAL							
5	10	9300733	TAKAHARA Yoshiki	JPN	1998		58.50
6	7	9480556	LOKTEV-ZAGORSKIY Vasily	RUS	1998		52.00
7	5	9510380	BITSCHNAU Pascal	SUI	1998		46.80
8	6	9190404	SURGET Merlin	FRA	1999		41.60
GROUP HEATS							
9	8	9050250	DORNHOFER Marco	AUT	1999		37.70
10	12	9420135	SVENDSEN Herman Moller	NOR	1998		33.80
11	9	9150167	KOUDELKA Matous	CZE	1999		31.20
12	11	1524984	YILMAZ Muhammed Ikbal	TUR	1999		28.60
13	14	9090119	MILADINOV Valentin	BUL	1999		26.00
14	16	1783061	ARLAUSKAS Aras	LTU	1999		23.40
15	13	9560193	STANTE Tit	SLO	1998		20.80
16	15	9030075	STOEFF BELKENOFF A.	ARG	1998		19.50
DID NOT QUALIFY							
17	11	9240026	SZASZ Csongor Armin	HUN	1998	17	

Legend:

YB Year of Birth



Start List

SBX

Number of Competitors: 16, Number of NOCs: 16

Group 1

	Heat 1		Heat 2		Heat 3		Heat 4	
	Bib	Name	Bib	Name	Bib	Name	Bib	Name
R	1	PIETRZYKOWSKI Sebastian	5	BITSCHNAU Pascal	9	KOUDELKA Matous	13	STANTE Tit
G	2	VEDDER Jake	6	SURGET Merlin	10	TAKAHARA Yoshiki	14	MILADINOV Valentin
B	3	DICKSON Alex	7	LOKTEV-ZAGORSKIY Vasily	11	YILMAZ Muhammed Ikbal	15	STOEFF BELKENOFF Aaron
Y	4	BICHON Evan	8	DORNHOFER Marco	12	SVENDSEN Herman Moller	16	ARLAUSKAS Aras

Group 2

	Heat 5		Heat 6		Heat 7		Heat 8	
	Bib	Name	Bib	Name	Bib	Name	Bib	Name
R	1	PIETRZYKOWSKI Sebastian	2	VEDDER Jake	3	DICKSON Alex	4	BICHON Evan
G	5	BITSCHNAU Pascal	6	SURGET Merlin	7	LOKTEV-ZAGORSKIY Vasily	8	DORNHOFER Marco
B	9	KOUDELKA Matous	10	TAKAHARA Yoshiki	11	YILMAZ Muhammed Ikbal	12	SVENDSEN Herman Moller
Y	13	STANTE Tit	14	MILADINOV Valentin	15	STOEFF BELKENOFF Aaron	16	ARLAUSKAS Aras

Group 3

	Heat 9		Heat 10		Heat 11		Heat 12	
	Bib	Name	Bib	Name	Bib	Name	Bib	Name
R	1	PIETRZYKOWSKI Sebastian	2	VEDDER Jake	3	DICKSON Alex	4	BICHON Evan
G	6	SURGET Merlin	5	BITSCHNAU Pascal	8	DORNHOFER Marco	7	LOKTEV-ZAGORSKIY Vasily
B	11	YILMAZ Muhammed Ikbal	12	SVENDSEN Herman Moller	9	KOUDELKA Matous	10	TAKAHARA Yoshiki
Y	16	ARLAUSKAS Aras	15	STOEFF BELKENOFF Aaron	14	MILADINOV Valentin	13	STANTE Tit

Group 4

	Heat 13		Heat 14		Heat 15		Heat 16	
	Bib	Name	Bib	Name	Bib	Name	Bib	Name
R	1	PIETRZYKOWSKI Sebastian	2	VEDDER Jake	3	DICKSON Alex	4	BICHON Evan
G	7	LOKTEV-ZAGORSKIY Vasily	8	DORNHOFER Marco	5	BITSCHNAU Pascal	6	SURGET Merlin
B	12	SVENDSEN Herman Moller	11	YILMAZ Muhammed Ikbal	10	TAKAHARA Yoshiki	9	KOUDELKA Matous
Y	14	MILADINOV Valentin	13	STANTE Tit	16	ARLAUSKAS Aras	15	STOEFF BELKENOFF Aaron

Group 5

	Heat 17		Heat 18		Heat 19		Heat 20	
	Bib	Name	Bib	Name	Bib	Name	Bib	Name
R	1	PIETRZYKOWSKI Sebastian	2	VEDDER Jake	3	DICKSON Alex	4	BICHON Evan
G	8	DORNHOFER Marco	7	LOKTEV-ZAGORSKIY Vasily	6	SURGET Merlin	5	BITSCHNAU Pascal
B	10	TAKAHARA Yoshiki	9	KOUDELKA Matous	12	SVENDSEN Herman Moller	11	YILMAZ Muhammed Ikbal
Y	15	STOEFF BELKENOFF Aaron	16	ARLAUSKAS Aras	13	STANTE Tit	14	MILADINOV Valentin

Legend:

B Blue **G** Green **R** Red **Y** Yellow



MON 15 FEB 2016

Start Time 9:45

Results

SBX

Jury			Technical Data		
FIS Technical Delegate:	SIDORCHUK Jim	CAN	Course Name:	Freeparken Cross	
Referee:	KUUSELA Janne	FIN	Start Altitude:	763m	
Chief of Competition:	SKORPEN Asbjorn	NOR	Finish Altitude:	657m	
FIS Race Director:	KROGOLL Peter	FIS	Vertical Drop:	106m	
Officials			Course Length:	663m	
FIS Assistant Race Director:	STEINER Werner	AUT	Number of Features:	12	
Equipment Controller:	FITZGERALD Joe	CAN	Forerunners		
Chief of Course:	DUGSTAD Tore	NOR	F1 - Brendengen Jensen Julie	NOR	
Assistant Chief of Course:	LEMME Knut	NOR	F2 - Hoie Gjefsen Marte	NOR	
Course Builder:	MATTSSON Lars	SWE	F3 - Wibstad Petter	NOR	
Course Setter:	KROGOLL Peter	FIS			
Video Controller:	ROTERMUND Konrad	USA			
Start Referee:	STEINER Werner	AUT			
Finish Referee:	LIGOCKI Lukasz Piotr	POL			
Results Controller:	MINCEV Tino	BUL			
Weather: Sky clear			Snow Temperature: -8°C / 17.6°F		Temperature - Start: -12°C / 10.4°F
					Temperature - Finish: -12°C / 10.4°F

Number of Competitors: 17, Number of NOCs: 17

Rank	Bib	FIS Code	Name	NOC Code	YB	Run 1		Run 2		Best Time	Diff.
						Time	Rank	Time	Rank		

QUALIFIED

1	4	9200121	PIETRZYKOWSKI Sebastian	GER	1998	47.90	1			47.90	
2	16	9531212	VEDDER Jake	USA	1998	47.91	2			47.91	0.01
3	2	9040201	DICKSON Alex	AUS	1998	47.93	3			47.93	0.03
4	7	9100660	BICHON Evan	CAN	1998	48.09	4			48.09	0.19
5	17	9510380	BITSCHNAU Pascal	SUI	1998	48.62	5			48.62	0.72
6	14	9190404	SURGET Merlin	FRA	1999	49.23	6			49.23	1.33
7	12	9480556	LOKTEV-ZAGORSKIY Vasily	RUS	1998	49.56	7			49.56	1.66
8	13	9050250	DORNHOFER Marco	AUT	1999	49.71	8			49.71	1.81
9	15	9150167	KOUDELKA Matous	CZE	1999	49.87	10	49.35	1	49.35	1.45
10	10	9300733	TAKAHARA Yoshiki	JPN	1998	49.85	9	49.39	2	49.39	1.49
11	5	1524984	YILMAZ Muhammed Ikbal	TUR	1999	49.92	11	50.87	5	49.92	2.02
12	6	9420135	SVENDSEN Herman Moller	NOR	1998	50.32	12	49.94	3	49.94	2.04
13	8	9560193	STANTE Tit	SLO	1998	50.64	13	50.69	4	50.64	2.74
14	3	9090119	MILADINOV Valentin	BUL	1999	50.96	14	52.27	7	50.96	3.06
15	9	9030075	STOEFF BELKENOFF Aaron Pablo	ARG	1998	51.75	15	52.07	6	51.75	3.85
16	1	1783061	ARLAUSKAS Aras	LTU	1999	52.11	16	54.36	8	52.11	4.21

NOT QUALIFIED

17	11	9240026	SZASZ Csongor Armin	HUN	1998	56.70	17	54.68	9	54.68	6.78
----	----	---------	---------------------	-----	------	-------	----	-------	---	-------	------

Legend:

Diff Difference YB Year of Birth



Race Analysis

SBX

Number of Competitors: 17, Number of NOCs: 17

Rank	Bib	Name	NOC Code	Pos	Positions		Partials		Difference Time	Average speed Km/h		
					Time	Rank	Pos	Time			Rank	
1	4	PIETRZYKOWSKI Sebastian	GER	Run 1:	Int 1:	2.08	(3)	I1-I2:	20.65	(1)	0.04	
					Int 2:	22.73	(1)	I2-Fin:	25.17	(4)	0.00	
					Fin:	47.90	(1)				0.00	49.83
2	16	VEDDER Jake	USA	Run 1:	Int 1:	2.06	(2)	I1-I2:	21.18	(5)	0.02	
					Int 2:	23.24	(4)	I2-Fin:	24.67	(2)	0.51	
					Fin:	47.91	(2)				0.01	49.82
3	2	DICKSON Alex	AUS	Run 1:	Int 1:	2.15	(8)	I1-I2:	21.35	(6)	0.11	
					Int 2:	23.50	(6)	I2-Fin:	24.43	(1)	0.77	
					Fin:	47.93	(3)				0.03	49.80
4	7	BICHON Evan	CAN	Run 1:	Int 1:	2.08	(3)	I1-I2:	21.15	(3)	0.04	
					Int 2:	23.23	(3)	I2-Fin:	24.86	(3)	0.50	
					Fin:	48.09	(4)				0.19	49.63
5	17	BITSCHNAU Pascal	SUI	Run 1:	Int 1:	2.20	(12)	I1-I2:	21.15	(3)	0.16	
					Int 2:	23.35	(5)	I2-Fin:	25.27	(5)	0.62	
					Fin:	48.62	(5)				0.72	49.09
6	14	SURGET Merlin	FRA	Run 1:	Int 1:	2.04	(1)	I1-I2:	21.03	(2)	0.00	
					Int 2:	23.07	(2)	I2-Fin:	26.16	(10)	0.34	
					Fin:	49.23	(6)				1.33	48.48
7	12	LOKTEV-ZAGORSKIY Vasily	RUS	Run 1:	Int 1:	2.10	(5)	I1-I2:	22.00	(12)	0.06	
					Int 2:	24.10	(11)	I2-Fin:	25.46	(6)	1.37	
					Fin:	49.56	(7)				1.66	48.16
8	13	DORNHOFER Marco	AUT	Run 1:	Int 1:	2.17	(10)	I1-I2:	21.38	(7)	0.13	
					Int 2:	23.55	(7)	I2-Fin:	26.16	(10)	0.82	
					Fin:	49.71	(8)				1.81	48.01
9	15	KOUDELKA Matous	CZE	Run 1:	Int 1:	2.11	(6)	I1-I2:	21.75	(9)	0.07	
					Int 2:	23.86	(9)	I2-Fin:	26.01	(8)	1.13	
					Fin:	49.87	(10)				1.97	47.86
				Run 2:	Int 1:	2.07	(1)	I1-I2:	21.42	(1)	0.00	
					Int 2:	23.49	(1)	I2-Fin:	25.86	(2)	0.00	
					Fin:	49.35	(1)				-0.04	48.36
10	10	TAKAHARA Yoshiki	JPN	Run 1:	Int 1:	2.15	(8)	I1-I2:	21.84	(10)	0.11	
					Int 2:	23.99	(10)	I2-Fin:	25.86	(7)	1.26	
					Fin:	49.85	(9)				1.95	47.88
				Run 2:	Int 1:	2.15	(4)	I1-I2:	21.48	(2)	0.08	
					Int 2:	23.63	(2)	I2-Fin:	25.76	(1)	0.14	
					Fin:	49.39	(2)				0.00	48.33
11	5	YILMAZ Muhammed Ikbal	TUR	Run 1:	Int 1:	2.20	(12)	I1-I2:	21.51	(8)	0.16	
					Int 2:	23.71	(8)	I2-Fin:	26.21	(13)	0.98	
					Fin:	49.92	(11)				2.02	47.81
				Run 2:	Int 1:	2.12	(3)	I1-I2:	21.67	(3)	0.05	
					Int 2:	23.79	(3)	I2-Fin:	27.08	(7)	0.30	
					Fin:	50.87	(5)				1.48	46.92



Race Analysis

SBX

Rank	Bib Name	NOC Code	Positions			Partials		Difference		Average speed Km/h
			Run	Int	Pos	Time	Rank	Time	Rank	
12	6 SVENDSEN Herman Moller	NOR	Run 1:	Int 1:	2.23	(14)	I1-I2:	21.92	(11)	0.19
				Int 2:	24.15	(12)	I2-Fin:	26.17	(12)	1.42
				Fin:	50.32	(12)				2.42
			Run 2:	Int 1:	2.21	(6)	I1-I2:	21.87	(4)	0.14
				Int 2:	24.08	(4)	I2-Fin:	25.86	(2)	0.59
				Fin:	49.94	(3)				0.55
47.43										
47.79										
13	8 STANTE Tit	SLO	Run 1:	Int 1:	2.17	(10)	I1-I2:	22.16	(13)	0.13
				Int 2:	24.33	(13)	I2-Fin:	26.31	(14)	1.60
				Fin:	50.64	(13)				2.74
			Run 2:	Int 1:	2.11	(2)	I1-I2:	22.04	(5)	0.04
				Int 2:	24.15	(5)	I2-Fin:	26.54	(5)	0.66
				Fin:	50.69	(4)				1.30
47.13										
47.09										
14	3 MILADINOV Valentin	BUL	Run 1:	Int 1:	2.28	(15)	I1-I2:	22.55	(15)	0.24
				Int 2:	24.83	(15)	I2-Fin:	26.13	(9)	2.10
				Fin:	50.96	(14)				3.06
			Run 2:	Int 1:	2.58	(9)	I1-I2:	23.16	(7)	0.51
				Int 2:	25.74	(7)	I2-Fin:	26.53	(4)	2.25
				Fin:	52.27	(7)				2.88
46.84										
45.66										
15	9 STOEFF BELKENOFF Aaron Pablo	ARG	Run 1:	Int 1:	2.13	(7)	I1-I2:	22.22	(14)	0.09
				Int 2:	24.35	(14)	I2-Fin:	27.40	(16)	1.62
				Fin:	51.75	(15)				3.85
			Run 2:	Int 1:	2.18	(5)	I1-I2:	22.60	(6)	0.11
				Int 2:	24.78	(6)	I2-Fin:	27.29	(8)	1.29
				Fin:	52.07	(6)				2.68
46.12										
45.84										
16	1 ARLAUSKAS Aras	LTU	Run 1:	Int 1:	2.29	(16)	I1-I2:	22.86	(16)	0.25
				Int 2:	25.15	(16)	I2-Fin:	26.96	(15)	2.42
				Fin:	52.11	(16)				4.21
			Run 2:	Int 1:	2.27	(7)	I1-I2:	25.47	(9)	0.20
				Int 2:	27.74	(9)	I2-Fin:	26.62	(6)	4.25
				Fin:	54.36	(8)				4.97
45.80										
43.91										
17	11 SZASZ Csongor Armin	HUN	Run 1:	Int 1:	2.44	(17)	I1-I2:	23.87	(17)	0.40
				Int 2:	26.31	(17)	I2-Fin:	30.39	(17)	3.58
				Fin:	56.70	(17)				8.80
			Run 2:	Int 1:	2.55	(8)	I1-I2:	23.73	(8)	0.48
				Int 2:	26.28	(8)	I2-Fin:	28.40	(9)	2.79
				Fin:	54.68	(9)				5.29
42.10										
43.65										

Intermediate Time Positions: Int. 1 = Intermediate 1

Legend:					
Fin	Finish	Int	Intermediate	Pos	Intermediate position



MON 15 FEB 2016

Start Time 9:15

Start List

REVISED
14 FEB 18:02

SBX

Jury			Technical Data	
FIS Technical Delegate:	SIDORCHUK Jim	CAN	Course Name:	Freeparken Cross
Referee:	KUUSELA Janne	FIN	Start Altitude:	763m
Chief of Competition:	SKORPEN Asbjorn	NOR	Finish Altitude:	657m
FIS Race Director:	KROGOLL Peter	FIS	Vertical Drop:	106m
Officials			Course Length:	663m
FIS Assistant Race Director:	STEINER Werner	AUT	Number of Features:	12
Equipment Controller:	FITZGERALD Joe	CAN	Forerunners	
Chief of Course:	DUGSTAD Tore	NOR	F1 - Brendengen Jensen Julie	NOR
Assistant Chief of Course:	LEMME Knut	NOR	F2 - Hoie Gjefsen Marte	NOR
Course Builder:	MATTSSON Lars	SWE	F3 - Wibstad Petter	NOR
Course Setter:	KROGOLL Peter	FIS		
Video Controller:	ROTERMUND Konrad	USA		
Start Referee:	STEINER Werner	AUT		
Finish Referee:	LIGOCKI Lukasz Piotr	POL		
Results Controller:	MINCEV Tino	BUL		

Number of Competitors: 17, Number of NOCs: 17

Start Order	Bib	Fis Code	Name	NOC Code	YB	Run 1		Run 2		Best Time
						Time	Rank	Time	Rank	
1	1	1783061	ARLAUSKAS Aras	LTU	1999					
2	2	9040201	DICKSON Alex	AUS	1998					
3	3	9090119	MILADINOV Valentin	BUL	1999					
4	4	9200121	PIETRZYKOWSKI Sebastian	GER	1998					
5	5	1524984	YILMAZ Muhammed Ikbal	TUR	1999					
6	6	9420135	SVENDSEN Herman Moller	NOR	1998					
7	7	9100660	BICHON Evan	CAN	1998					
8	8	9560193	STANTE Tit	SLO	1998					
9	9	9030075	STOEFF BELKENOFF Aaron Pablo	ARG	1998					
10	10	9300733	TAKAHARA Yoshiki	JPN	1998					
11	11	9240026	SZASZ Csongor Armin	HUN	1998					
12	12	9480556	LOKTEV-ZAGORSKIY Vasily	RUS	1998					
13	13	9050250	DORNHOFER Marco	AUT	1999					
14	14	9190404	SURGET Merlin	FRA	1999					
15	15	9150167	KOUDELKA Matous	CZE	1999					
16	16	9531212	VEDDER Jake	USA	1998					
17	17	9510380	BITSCHNAU Pascal	SUI	1998					

Legend:

Diff Difference YB Year of Birth



MON 15 FEB 2016

Start Time 9:15

Results

SBX

Jury			Technical Data		
FIS Technical Delegate:	SIDORCHUK Jim	CAN	Course Name:	Freeparken Cross	
Referee:	KUUSELA Janne	FIN	Start Altitude:	763m	
Chief of Competition:	SKORPEN Asbjorn	NOR	Finish Altitude:	657m	
FIS Race Director:	KROGOLL Peter	FIS	Vertical Drop:	106m	
Officials			Course Length:	663m	
FIS Assistant Race Director:	STEINER Werner	AUT	Number of Features:	12	
Equipment Controller:	FITZGERALD Joe	CAN	Forerunners		
Chief of Course:	DUGSTAD Tore	NOR	F1 - Brendengen Jensen Julie	NOR	
Assistant Chief of Course:	LEMME Knut	NOR	F2 - Hoie Gjefsen Marte	NOR	
Course Builder:	MATTSSON Lars	SWE	F3 - Wibstad Petter	NOR	
Course Setter:	KROGOLL Peter	FIS			
Video Controller:	ROTERMUND Konrad	USA			
Start Referee:	STEINER Werner	AUT			
Finish Referee:	LIGOCKI Lukasz Piotr	POL			
Results Controller:	MINCEV Tino	BUL			
Weather: Sky clear			Snow Temperature: -8°C / 17.6°F		
			Temperature - Start: -12°C / 10.4°F		Temperature - Finish: -12°C / 10.4°F

Number of Competitors: 17, Number of NOCs: 17

Rank	Bib	Fis Code	Name	NOC Code	YB	Run 1		Run 2		Best Time
						Time	Rank	Time	Rank	
1	4	9200121	PIETRZYKOWSKI Sebastian	GER	1998	47.90	1			
2	16	9531212	VEDDER Jake	USA	1998	47.91	2			
3	2	9040201	DICKSON Alex	AUS	1998	47.93	3			
4	7	9100660	BICHON Evan	CAN	1998	48.09	4			
5	17	9510380	BITSCHNAU Pascal	SUI	1998	48.62	5			
6	14	9190404	SURGET Merlin	FRA	1999	49.23	6			
7	12	9480556	LOKTEV-ZAGORSKIY Vasily	RUS	1998	49.56	7			
8	13	9050250	DORNHOFER Marco	AUT	1999	49.71	8			
9	10	9300733	TAKAHARA Yoshiki	JPN	1998	49.85	9			
10	15	9150167	KOUDELKA Matous	CZE	1999	49.87	10			
11	5	1524984	YILMAZ Muhammed Ikbal	TUR	1999	49.92	11			
12	6	9420135	SVENDSEN Herman Moller	NOR	1998	50.32	12			
13	8	9560193	STANTE Tit	SLO	1998	50.64	13			
14	3	9090119	MILADINOV Valentin	BUL	1999	50.96	14			
15	9	9030075	STOEFF BELKENOFF Aaron Pablo	ARG	1998	51.75	15			
16	1	1783061	ARLAUSKAS Aras	LTU	1999	52.11	16			
17	11	9240026	SZASZ Csongor Armin	HUN	1998	56.70	17			

Legend:

YB Year of Birth



Race Analysis

SBX

Number of Competitors: 17, Number of NOCs: 17

Rank	Bib	Name	NOC Code	Pos	Positions		Partial		Difference	Average speed
					Time	Rank	Pos	Time		
1	4	PIETRZYKOWSKI Sebastian	GER	Run 1:	Int 1:	2.08 (3)	I1-I2:	20.65 (1)	0.04	
					Int 2:	22.73 (1)	I2-Fin:	25.17 (4)	0.00	
					Fin:	47.90 (1)			0.00	49.83
2	16	VEDDER Jake	USA	Run 1:	Int 1:	2.06 (2)	I1-I2:	21.18 (5)	0.02	
					Int 2:	23.24 (4)	I2-Fin:	24.67 (2)	0.51	
					Fin:	47.91 (2)			0.01	49.82
3	2	DICKSON Alex	AUS	Run 1:	Int 1:	2.15 (8)	I1-I2:	21.35 (6)	0.11	
					Int 2:	23.50 (6)	I2-Fin:	24.43 (1)	0.77	
					Fin:	47.93 (3)			0.03	49.80
4	7	BICHON Evan	CAN	Run 1:	Int 1:	2.08 (3)	I1-I2:	21.15 (3)	0.04	
					Int 2:	23.23 (3)	I2-Fin:	24.86 (3)	0.50	
					Fin:	48.09 (4)			0.19	49.63
5	17	BITSCHNAU Pascal	SUI	Run 1:	Int 1:	2.20 (12)	I1-I2:	21.15 (3)	0.16	
					Int 2:	23.35 (5)	I2-Fin:	25.27 (5)	0.62	
					Fin:	48.62 (5)			0.72	49.09
6	14	SURGET Merlin	FRA	Run 1:	Int 1:	2.04 (1)	I1-I2:	21.03 (2)	0.00	
					Int 2:	23.07 (2)	I2-Fin:	26.16 (10)	0.34	
					Fin:	49.23 (6)			1.33	48.48
7	12	LOKTEV-ZAGORSKIY Vasily	RUS	Run 1:	Int 1:	2.10 (5)	I1-I2:	22.00 (12)	0.06	
					Int 2:	24.10 (11)	I2-Fin:	25.46 (6)	1.37	
					Fin:	49.56 (7)			1.66	48.16
8	13	DORNHOFER Marco	AUT	Run 1:	Int 1:	2.17 (10)	I1-I2:	21.38 (7)	0.13	
					Int 2:	23.55 (7)	I2-Fin:	26.16 (10)	0.82	
					Fin:	49.71 (8)			1.81	48.01
9	10	TAKAHARA Yoshiki	JPN	Run 1:	Int 1:	2.15 (8)	I1-I2:	21.84 (10)	0.11	
					Int 2:	23.99 (10)	I2-Fin:	25.86 (7)	1.26	
					Fin:	49.85 (9)			1.95	47.88
10	15	KOUDELKA Matous	CZE	Run 1:	Int 1:	2.11 (6)	I1-I2:	21.75 (9)	0.07	
					Int 2:	23.86 (9)	I2-Fin:	26.01 (8)	1.13	
					Fin:	49.87 (10)			1.97	47.86
11	5	YILMAZ Muhammed Ikkal	TUR	Run 1:	Int 1:	2.20 (12)	I1-I2:	21.51 (8)	0.16	
					Int 2:	23.71 (8)	I2-Fin:	26.21 (13)	0.98	
					Fin:	49.92 (11)			2.02	47.81
12	6	SVENDSEN Herman Moller	NOR	Run 1:	Int 1:	2.23 (14)	I1-I2:	21.92 (11)	0.19	
					Int 2:	24.15 (12)	I2-Fin:	26.17 (12)	1.42	
					Fin:	50.32 (12)			2.42	47.43
13	8	STANTE Tit	SLO	Run 1:	Int 1:	2.17 (10)	I1-I2:	22.16 (13)	0.13	
					Int 2:	24.33 (13)	I2-Fin:	26.31 (14)	1.60	
					Fin:	50.64 (13)			2.74	47.13
14	3	MILADINOV Valentin	BUL	Run 1:	Int 1:	2.28 (15)	I1-I2:	22.55 (15)	0.24	
					Int 2:	24.83 (15)	I2-Fin:	26.13 (9)	2.10	
					Fin:	50.96 (14)			3.06	46.84
15	9	STOEFF BELKENOFF Aaron Pablo	ARG	Run 1:	Int 1:	2.13 (7)	I1-I2:	22.22 (14)	0.09	
					Int 2:	24.35 (14)	I2-Fin:	27.40 (16)	1.62	
					Fin:	51.75 (15)			3.85	46.12



Race Analysis

SBX

Rank	Bib	Name	NOC Code	Run	Positions			Partials		Difference	Average speed	
					Pos	Time	Rank	Pos	Time	Rank	Time	Km/h
16	1	ARLAUSKAS Aras	LTU	Run 1:	Int 1:	2.29	(16)	I1-I2:	22.86	(16)	0.25	45.80
					Int 2:	25.15	(16)	I2-Fin:	26.96	(15)	2.42	
					Fin:	52.11	(16)				4.21	
17	11	SZASZ Csongor Armin	HUN	Run 1:	Int 1:	2.44	(17)	I1-I2:	23.87	(17)	0.40	42.10
					Int 2:	26.31	(17)	I2-Fin:	30.39	(17)	3.58	
					Fin:	56.70	(17)				8.80	

Legend:

Fin Finish **Int** Intermediate **Pos** Intermediate position



MON 15 FEB 2016

Start Time 9:45

Start List

SBX

Jury			Technical Data	
FIS Technical Delegate:	SIDORCHUK Jim	CAN	Course Name:	Freeparken Cross
Referee:	KUUSELA Janne	FIN	Start Altitude:	763m
Chief of Competition:	SKORPEN Asbjorn	NOR	Finish Altitude:	657m
FIS Race Director:	KROGOLL Peter	FIS	Vertical Drop:	106m
Officials			Course Length:	663m
FIS Assistant Race Director:	STEINER Werner	AUT	Number of Features:	12
Equipment Controller:	FITZGERALD Joe	CAN	Forerunners	
Chief of Course:	DUGSTAD Tore	NOR	F1 - Brendengen Jensen Julie	NOR
Assistant Chief of Course:	LEMME Knut	NOR	F2 - Hoie Gjefsen Marte	NOR
Course Builder:	MATTSSON Lars	SWE	F3 - Wibstad Petter	NOR
Course Setter:	KROGOLL Peter	FIS		
Video Controller:	ROTERMUND Konrad	USA		
Start Referee:	STEINER Werner	AUT		
Finish Referee:	LIGOCKI Lukasz Piotr	POL		
Results Controller:	MINCEV Tino	BUL		

Number of Competitors: 9, Number of NOCs: 9

Start Order	Bib	Fis Code	Name	NOC Code	YB	Run 1		Run 2		Best Time
						Time	Rank	Time	Rank	
1	1	1783061	ARLAUSKAS Aras	LTU	1999	52.11	16			
2	3	9090119	MILADINOV Valentin	BUL	1999	50.96	14			
3	5	1524984	YILMAZ Muhammed Ikkal	TUR	1999	49.92	11			
4	6	9420135	SVENDSEN Herman Moller	NOR	1998	50.32	12			
5	8	9560193	STANTE Tit	SLO	1998	50.64	13			
6	9	9030075	STOEFF BELKENOFF Aaron Pablo	ARG	1998	51.75	15			
7	10	9300733	TAKAHARA Yoshiki	JPN	1998	49.85	9			
8	11	9240026	SZASZ Csongor Armin	HUN	1998	56.70	17			
9	15	9150167	KOUDELKA Matous	CZE	1999	49.87	10			

Legend:

YB Year of Birth

15 FEB 2016 / Lillehammer (NOR) / 7322

Lillehammer
2016
Youth Olympic Games



YOG
DNA

Results Book



Snowboarding

Ladies' Halfpipe


OMEGA



SUN 14 FEB 2016
Start Time 9:00

Start List

HP

Jury			Technical Data		
FIS Technical Delegate:	MINCEV Tino	FIS	Course Name:	Oslo Vinterpark	
Head Judge:	SILEC Ales	FIS	Halfpipe Length:	170m	
Chief of Competition:	BERNTZEN Paal	NOR	Width from Wall to Wall:	20.5m	
Race Director:	ROTERMUND Konrad	FIS	Halfpipe Inclination:	18°	
Officials			Inner Height of Walls:	6.7m	
Assistant Race Director:			Inclination of Vert:	74°	
Equipment Controller:			Forerunners		
Chief of Halfpipe:	SCHACH Christoffer	NOR	F1 - Rohrt Odin	NOR	
Assistant Chief of Halfpipe:			F2 - Solberg Stian	NOR	
Course Builder:					
Video Controller:					
Start Referee:	MINCEV Tino	FIS			
Finish Referee:	KUUSELA Janne	FIS			
Results Controller:					
Judge 1:	AKHTYAMOV Ruslan	FIS			
Judge 2:	FRISELL Adam	FIS			
Judge 3:	SUCHANOVA Klara	FIS			
Judge 4:	HIGGINS Kevin	FIS			
Judge 5:	MUNZ Stefan	FIS			
Judge 6:	IVANOV Ivan	FIS			

Number of Competitors: 17, Number of NOCs: 11

Start Order	Bib	FIS Code	Name	NOC Code	YB	Run	J1	J2	J3	J4	J5	J6	Score	Best Score	Tie	Race Points
1	6	9565003	KRALJ Eva	SLO	2000	Run 1										
						Run 2										
						Run 3										
2	5	9305289	ASAYA Junna	JPN	1998	Run 1										
						Run 2										
						Run 3										
3	11	9185059	PIKKUJAMSA Eili	FIN	R 1999	Run 1										
						Run 2										
						Run 3										
4	16	9425038	FRISVOLD Nora	NOR	1998	Run 1										
						Run 2										
						Run 3										
5	12	9515168	BURRI Ariane	SUI	2000	Run 1										
						Run 2										
						Run 3										
6	17	9105344	MCDONALD Bailly	CAN	1998	Run 1										
						Run 2										
						Run 3										
7	15	9425037	EILERTSEN Hanne	NOR	1999	Run 1										
						Run 2										
						Run 3										
8	8	9105250	LENGKEEK Kira	CAN	1998	Run 1										
						Run 2										
						Run 3										
9	10	9125004	WU Shaotong	CHN	R 1998	Run 1										
						Run 2										
						Run 3										
10	14	9535409	LANGLAND Hailey	USA	2000	Run 1										
						Run 2										
						Run 3										



Start List

HP

Start Order	Bib	FIS Code	Name	NOC Code	YB	Run	J1	J2	J3	J4	J5	J6	Score	Best Score	Tie	Race Points
11	3	9325024	JEONG Yu-Rim	KOR	R	1998	Run 1									
							Run 2									
							Run 3									
12	1	9535393	KIM Chloe	USA	G	2000	Run 1									
							Run 2									
							Run 3									
13	13	9045076	MULLINS Mahalah	AUS		1998	Run 1									
							Run 2									
							Run 3									
14	7	9195178	LAROCHAIX Thalie	FRA		1999	Run 1									
							Run 2									
							Run 3									
15	4	1569999	VERDNIK Kaja	SLO		1999	Run 1									
							Run 2									
							Run 3									
16	2	9045073	ARTHUR Emily	AUS		1999	Run 1									
							Run 2									
							Run 3									
17	9	9185051	IKOLA Henna	FIN	G	1998	Run 1									
							Run 2									
							Run 3									

Legend:

G Goofy **J** Judge **R** Regular **YB** Year of Birth



SUN 14 FEB 2016

Start Time 9:40


Results

HP

Jury			Technical Data		
FIS Technical Delegate:	MINCEV Tino	FIS	Course Name:	Oslo Vinterpark	
Head Judge:	SILEC Ales	FIS	Halfpipe Length:	170m	
Chief of Competition:	BERNTZEN Paal	NOR	Width from Wall to Wall:	20.5m	
Race Director:	ROTERMUND Konrad	FIS	Halfpipe Inclination:	18°	
Officials			Inner Height of Walls:	6.7m	
Assistant Race Director:			Inclination of Vert:	74°	
Equipment Controller:			Forerunners		
Chief of Halfpipe:	SCHACH Christoffer	NOR	F1 - Rohrt Odin	NOR	
Assistant Chief of Halfpipe:			F2 - Solberg Stian	NOR	
Course Builder:					
Video Controller:					
Start Referee:	MINCEV Tino	FIS			
Finish Referee:	KUUSELA Janne	FIS			
Results Controller:					
Judge 1:	AKHTYAMOV Ruslan	FIS			
Judge 2:	FRISELL Adam	FIS			
Judge 3:	SUCHANOVA Klara	FIS			
Judge 4:	HIGGINS Kevin	FIS			
Judge 5:	MUNZ Stefan	FIS			
Judge 6:	IVANOV Ivan	FIS			
Weather: Mostly cloudy			Snow Temperature: -4°C / 24.8°F		Temperature - Start: -7°C / 19.4°F
					Temperature - Finish: -7°C / 19.4°F

Number of Competitors: 17, Number of NOCs: 11

Rank	Bib	FIS Code	Name	NOC Code	YB	Run	J1	J2	J3	J4	J5	J6	Score	Best Score	Race Points	
1	1	9535393	KIM Chloe	USA	G	2000	Run 1	95	93	96	92	94	95	94.25	96.50	260.00
							Run 2	96	95	98	98	96	96	96.50		
							Run 3	97	97	97	96	95	93	96.25		
2	2	9045073	ARTHUR Emily	AUS		1999	Run 1	87	86	88	88	88	85	87.25	90.00	208.00
							Run 2	88	90	92	90	90	90	90.00		
							Run 3	65	60	60	64	63	70	63.00		
3	3	9325024	JEONG Yu-Rim	KOR	R	1998	Run 1	83	82	84	82	82	78	82.25	84.50	156.00
							Run 2	85	83	86	86	84	83	84.50		
							Run 3	39	47	48	42	41	37	42.25		
4	5	9305289	ASAYA Junna	JPN		1998	Run 1	80	78	80	75	76	79	78.25	80.75	130.00
							Run 2	73	70	70	69	70	70	70.00		
							Run 3	82	80	82	78	79	82	80.75		
5	10	9125004	WU Shaotong	CHN	R	1998	Run 1	70	74	76	75	74	80	74.75	74.75	117.00
							Run 2	28	30	29	20	24	32	27.75		
							Run 3	21	19	15	26	20	28	21.50		
6	8	9105250	LENGKEEK Kira	CAN		1998	Run 1	65	64	73	59	64	60	63.25	68.00	104.00
							Run 2	66	66	70	66	65	61	65.75		
							Run 3	67	62	68	68	69	72	68.00		
7	9	9185051	IKOLA Henna	FIN	G	1998	Run 1	62	62	65	63	60	62	62.25	62.25	93.60
							Run 2	61	60	63	60	57	62	60.75		
							Run 3	22	20	30	18	29	24	23.75		
8	11	9185059	PIKKUJAMSA Eili	FIN	R	1999	Run 1	60	59	61	55	58	65	59.50	59.50	83.20
							Run 2	53	54	52	54	53	50	53.00		
							Run 3	55	48	46	48	47	41	47.25		
9	14	9535409	LANGLAND Hailey	USA		2000	Run 1	30	43	46	44	42	30	39.75	56.00	75.40
							Run 2	50	50	57	55	55	48	52.50		
							Run 3	55	51	59	60	57	53	56.00		



Results

HP

Rank	Bib	FIS Code	Name	NOC Code	YB	Run	J1	J2	J3	J4	J5	J6	Score	Best Score	Race Points
10	4	1569999	VERDNIK Kaja	SLO	1999	Run 1	55	52	51	50	50	49	50.75	52.50	67.60
						Run 2	45	44	49	47	49	47	47.00		
						Run 3	52	51	54	52	53	53	52.50		
11	7	9195178	LAROCHAIX Thalie	FRA	1999	Run 1	42	46	48	46	46	43	45.25	45.25	62.40
						Run 2	18	24	31	32	30	21	26.50		
						Run 3	46	44	47	42	41	52	44.75		
12	6	9565003	KRALJ Eva	SLO	2000	Run 1	40	42	43	39	38	39	40.00	40.00	57.20
						Run 2	17	18	17	10	11	15	15.00		
						Run 3	22	21	29	29	37	18	25.25		
13	12	9515168	BURRI Ariane	SUI	2000	Run 1	35	37	33	40	40	32	36.25	38.25	52.00
						Run 2	36	39	37	41	43	36	38.25		
						Run 3	34	38	34	37	39	31	35.75		
14	17	9105344	MCDONALD Baily	CAN	1998	Run 1	15	19	10	12	12	15	13.50	33.25	46.80
						Run 2	29	32	28	36	36	38	33.25		
						Run 3	27	25	26	27	33	29	27.25		
15	13	9045076	MULLINS Mahalah	AUS	1998	Run 1	27	28	28	25	26	20	26.50	27.25	41.60
						Run 2	34	29	27	23	24	29	27.25		
						Run 3	26	25	35	21	20	17	23.00		
16	16	9425038	FRISVOLD Nora	NOR	1998	Run 1	26	29	25	25	28	25	26.00	26.00	
						Run 2	21	28	20	23	25	19	22.25		
						Run 3	27	25	22	24	24	21	23.75		
15	15	9425037	EILERTSEN Hanne	NOR	1999	Run 1							DNS	DNS	
						Run 2							DNS		
						Run 3							DNS		

Legend:

DNS Did Not Start
YB Year of Birth

G

Goofy

J

Judge

R

Regular

Lillehammer
2016
Youth Olympic Games



YOG
DNA

Results Book



Snowboarding

Men's Halfpipe


OMEGA



SUN 14 FEB 2016

Start Time 10:50

Start List

HP

Jury			Technical Data		
FIS Technical Delegate:	MINCEV Tino	FIS	Course Name:	Oslo Vinterpark	
Head Judge:	SILEC Ales	FIS	Halfpipe Length:	170m	
Chief of Competition:	BERNTZEN Paal	NOR	Width from Wall to Wall:	20.5m	
Race Director:	ROTERMUND Konrad	FIS	Halfpipe Inclination:	18°	
Officials			Inner Height of Walls:	6.7m	
Assistant Race Director:			Inclination of Vert:	74°	
Equipment Controller:			Forerunners		
Chief of Halfpipe:	SCHACH Christoffer	NOR	F1 - Rohrt Odin	NOR	
Assistant Chief of Halfpipe:			F2 - Solberg Stian	NOR	
Course Builder:					
Video Controller:					
Start Referee:	MINCEV Tino	FIS			
Finish Referee:	KUUSELA Janne	FIS			
Results Controller:					
Judge 1:	AKHTYAMOV Ruslan	FIS			
Judge 2:	FRISELL Adam	FIS			
Judge 3:	SUCHANOVA Klara	FIS			
Judge 4:	HIGGINS Kevin	FIS			
Judge 5:	MUNZ Stefan	FIS			
Judge 6:	IVANOV Ivan	FIS			

Number of Competitors: 16, Number of NOCs: 12

Start Order	Bib	FIS Code	Name	NOC Code	YB	Run	J1	J2	J3	J4	J5	J6	Score	Best Score	Tie	Race Points
1	5	9320133	LEE Min-Sik	KOR	2000	Run 1										
						Run 2										
						Run 3										
2	4	9410044	COLLINS Tiarn	NZL	1999	Run 1										
						Run 2										
						Run 3										
3	6	9180149	RINNEKANGAS Rene	FIN	R 1999	Run 1										
						Run 2										
						Run 3										
4	10	9420142	ECKHOFF Mathias	NOR	1999	Run 1										
						Run 2										
						Run 3										
5	13	1124954	LIU Xinyu	CHN	1998	Run 1										
						Run 2										
						Run 3										
6	14	9150145	KASPAR Daniel	CZE	G 1998	Run 1										
						Run 2										
						Run 3										
7	7	9060009	VANDEWEYER Stef	BEL	G 1999	Run 1										
						Run 2										
						Run 3										
8	3	9531158	TAIT Rakai	NZL	1998	Run 1										
						Run 2										
						Run 3										
9	15	9531009	BADEN Nikolas	USA	G 1998	Run 1										
						Run 2										
						Run 3										
10	2	9560193	STANTE Tit	SLO	1998	Run 1										
						Run 2										
						Run 3										



SUN 14 FEB 2016

Start Time 11:30

Results

HP

Jury			Technical Data		
FIS Technical Delegate:	MINCEV Tino	FIS	Course Name:	Oslo Vinterpark	
Head Judge:	SILEC Ales	FIS	Halfpipe Length:	170m	
Chief of Competition:	BERNTZEN Paal	NOR	Width from Wall to Wall:	20.5m	
Race Director:	ROTERMUND Konrad	FIS	Halfpipe Inclination:	18°	
Officials			Inner Height of Walls:	6.7m	
Assistant Race Director:			Inclination of Vert:	74°	
Equipment Controller:			Forerunners		
Chief of Halfpipe:	SCHACH Christoffer	NOR	F1 - Rohrt Odin	NOR	
Assistant Chief of Halfpipe:			F2 - Solberg Stian	NOR	
Course Builder:					
Video Controller:					
Start Referee:	MINCEV Tino	FIS			
Finish Referee:	KUUSELA Janne	FIS			
Results Controller:					
Judge 1:	AKHTYAMOV Ruslan	FIS			
Judge 2:	FRISELL Adam	FIS			
Judge 3:	SUCHANOVA Klara	FIS			
Judge 4:	HIGGINS Kevin	FIS			
Judge 5:	MUNZ Stefan	FIS			
Judge 6:	IVANOV Ivan	FIS			
Weather: Sunny			Snow Temperature: -4°C / 24.8°F		Temperature - Start: -7°C / 19.4°F
					Temperature - Finish: -7°C / 19.4°F

Number of Competitors: 16, Number of NOCs: 12

Rank	Bib	FIS Code	Name	NOC Code	YB	Run	J1	J2	J3	J4	J5	J6	Score	Best Score	Race Points	
1	1	9530983	PATES Jake	USA	G	1998	Run 1	93	90	92	96	92	95	93.00	93.00	200.00
							Run 2	92	88	90	94	93	93	92.00		
							Run 3	48	47	45	54	42	46	46.50		
2	15	9531009	BADEN Nikolas	USA	G	1998	Run 1	88	83	82	84	84	80	83.25	85.25	160.00
							Run 2	49	49	54	51	53	47	50.50		
							Run 3	87	84	86	86	85	84	85.25		
3	2	9560193	STANTE Tit	SLO		1998	Run 1	75	75	76	76	76	73	75.50	80.25	120.00
							Run 2	74	70	73	72	71	69	71.50		
							Run 3	80	80	83	81	80	79	80.25		
4	5	9320133	LEE Min-Sik	KOR		2000	Run 1	76	76	78	78	80	75	77.00	77.50	100.00
							Run 2	19	19	25	18	18	29	20.25		
							Run 3	77	74	77	80	81	76	77.50		
5	4	9410044	COLLINS Tiarn	NZL		1999	Run 1	73	72	74	72	72	70	72.25	76.25	90.00
							Run 2	25	15	10	10	12	19	14.00		
							Run 3	75	73	77	75	78	79	76.25		
6	3	9531158	TAIT Rakai	NZL		1998	Run 1	69	62	70	69	60	69	67.25	75.75	80.00
							Run 2	78	77	80	74	73	74	75.75		
							Run 3	66	64	68	66	70	68	67.00		
7	8	9510362	SUTTER Gian Andrea	SUI	G	1999	Run 1	60	52	55	60	55	58	57.00	62.75	72.00
							Run 2	55	46	52	45	45	47	47.50		
							Run 3	61	58	60	65	66	65	62.75		
8	6	9180149	RINNEKANGAS Rene	FIN	R	1999	Run 1	39	39	35	32	32	40	36.25	62.00	64.00
							Run 2	64	60	62	62	68	59	62.00		
							Run 3	40	46	40	41	35	35	39.00		
9	13	1124954	LIU Xinyu	CHN		1998	Run 1	67	59	68	55	58	60	61.00	61.00	58.00
							Run 2	60	56	64	53	52	59	57.00		
							Run 3	59	58	63	61	55	63	60.25		



Results

HP

Rank	Bib	FIS Code	Name	NOC Code	YB	Run	J1	J2	J3	J4	J5	J6	Score	Best Score	Race Points	
10	16	9180115	MUSTONEN Ville	FIN	R	1998	Run 1	57	57	58	52	50	60	56.00	56.00	52.00
							Run 2	29	39	33	30	31	24	30.75		
							Run 3	24	27	26	20	22	28	24.75		
11	10	9420142	ECKHOFF Mathias	NOR		1999	Run 1	29	35	38	38	36	30	34.75	55.00	48.00
							Run 2	55	50	55	56	54	58	55.00		
							Run 3	24	10	18	13	14	20	16.25		
12	12	9050254	AMSUESS Moritz	AUT		1998	Run 1	49	53	52	50	52	50	51.00	51.00	44.00
							Run 2	25	34	28	28	23	22	26.00		
							Run 3	48	41	49	46	47	37	45.50		
13	7	9060009	VANDEWEYER Stef	BEL	G	1999	Run 1	19	24	20	25	20	25	22.25	48.25	40.00
							Run 2	50	49	54	47	47	45	48.25		
							Run 3	42	43	44	54	44	48	44.25		
14	14	9150145	KASPAR Daniel	CZE	G	1998	Run 1	35	30	30	36	36	33	33.50	47.75	36.00
							Run 2	44	37	47	48	42	44	44.25		
							Run 3	54	44	49	44	49	49	47.75		
15	11	9510403	GAUGER Wendelin	SUI		2000	Run 1	46	48	47	46	48	45	46.75	47.00	32.00
							Run 2	18	16	13	12	13	15	14.25		
							Run 3	45	47	50	54	46	40	47.00		
16	9	9200133	LECHNER Christoph	GER		2000	Run 1	33	30	29	40	38	39	35.00	35.75	
							Run 2	34	34	31	39	39	44	35.75		
							Run 3	33	33	30	37	37	38	35.00		

Legend:

G Goofy J Judge R Regular YB Year of Birth

Lillehammer
2016
Youth Olympic Games



YOG
DNA

Results Book



Snowboarding

Ladies' Slopestyle


OMEGA



Start List

REVISED
19 FEB 7:34

SS

Jury			Technical Data	
FIS Technical Delegate:	MINCEV Tino	BUL	Course Name:	Freeparken Slopestyle
Head Judge:	SILEC Ales	SLO	Start Altitude:	764m
Chief of Competition:	BERG-JOHNSON Espen	NOR	Finish Altitude:	654m
Officials			Vertical Drop:	110m
Race Director:	ROTERMUND Konrad	FIS	Course Length:	520m
Chief of Course:	FINNSVEEN LARSEN Petter	NOR	Number of Jump Features:	3
Course Builder:	STEINSLIEN Henrik Endre	NOR	Number of Jibbing Features:	3
Start Referee:	STANOVNIK Matevz	SLO	Forerunners	
Finish Referee:	KUUSELA Janne	FIN	F1 - Richenberg Brage	NOR
Judge 1:	HIGGINS Kevin	CAN	F2 - Sjolli Karen	NOR
Judge 2:	FRISELL Adam	SWE		
Judge 3:	SUCHANOVA Klara	CZE		
Judge 4:	AKHTYAMOV Ruslan	RUS		
Judge 5:	IVANOV Ivan	BUL		
Judge 6:	MUNZ Stefan	GER		

Number of Competitors: 18, Number of NOCs: 12

Start Order	Bib	FIS Code	Name	NOC Code	YB	Run	J1	J2	J3	J4	J5	J6	Score	Best Score	Tie	Race Points
1	7	9565003	KRALJ Eva	SLO	G	2000	Run 1									
							Run 2									
2	16	9425038	FRISVOLD Nora	NOR	R	1998	Run 1									
							Run 2									
3	14	9105344	MCDONALD Baily	CAN	R	1998	Run 1									
							Run 2									
4	13	1669960	MURAWSKAIA Darina	BLR	G	1999	Run 1									
							Run 2									
5	12	1569999	VERDNIK Kaja	SLO	R	1999	Run 1									
							Run 2									
6	8	1119982	YANEZ Antonia	CHI	R	1999	Run 1									
							Run 2									
7	15	9425037	EILERTSEN Hanne	NOR	R	1999	Run 1									
							Run 2									
8	18	1069920	SUFFYS Manon	BEL	G	1999	Run 1									
							Run 2									
9	11	9515168	BURRI Ariane	SUI	G	2000	Run 1									
							Run 2									
10	9	9195178	LAROCHAIX Thalie	FRA	R	1999	Run 1									
							Run 2									
11	5	9045076	MULLINS Mahalah	AUS	G	1998	Run 1									
							Run 2									
12	4	9185059	PIKKUJAMSA Eili	FIN	R	1999	Run 1									
							Run 2									
13	3	9485265	FEDOROVA Sofya	RUS	G	1998	Run 1									
							Run 2									
14	10	9535393	KIM Chloe	USA	G	2000	Run 1									
							Run 2									
15	6	9185051	IKOLA Henna	FIN	G	1998	Run 1									
							Run 2									
16	2	9195162	SILLIERES Chloe	FRA	R	1998	Run 1									
							Run 2									



Results

SS

Jury			Technical Data		
FIS Technical Delegate:	MINCEV Tino	BUL	Course Name:	Freeparken Slopestyle	
Head Judge:	SILEC Ales	SLO	Start Altitude:	764m	
Chief of Competition:	BERG-JOHNSON Espen	NOR	Finish Altitude:	654m	
Officials			Vertical Drop:	110m	
Race Director:	ROTERMUND Konrad	FIS	Course Length:	520m	
Chief of Course:	FINNSVEEN LARSEN Petter	NOR	Number of Jump Features:	3	
Course Builder:	STEINSLIEN Henrik Endre	NOR	Number of Jibbing Features:	3	
Start Referee:	STANOVNIK Matevz	SLO	Forerunners		
Finish Referee:	KUUSELA Janne	FIN	F1 - Richenberg Brage	NOR	
Judge 1:	HIGGINS Kevin	CAN	F2 - Sjolli Karen	NOR	
Judge 2:	FRISELL Adam	SWE			
Judge 3:	SUCHANOVA Klara	CZE			
Judge 4:	AKHTYAMOV Ruslan	RUS			
Judge 5:	IVANOV Ivan	BUL			
Judge 6:	MUNZ Stefan	GER			
Weather: Cloudy			Snow Temperature: -7°C / 19.4°F		
			Temperature - Start: -8°C / 17.6°F		
			Temperature - Finish: -7°C / 19.4°F		

Number of Competitors: 18, Number of NOCs: 12

Rank	Bib	FIS Code	Name	NOC Code	YB	Run	J1	J2	J3	J4	J5	J6	Score	Best Score	Race Points	
1	10	9535393	KIM Chloe	USA	G	2000	Run 1	88	85	88	90	88	86	87.50	88.25	260.00
							Run 2	86	83	92	89	89	89	88.25		
2	4	9185059	PIKKUJAMSA Eili	FIN	R	1999	Run 1	82	80	83	85	80	84	82.25	82.25	208.00
							Run 2	83	81	82	80	76	82	81.25		
3	6	9185051	IKOLA Henna	FIN	G	1998	Run 1	40	42	43	35	35	30	38.00	79.25	156.00
							Run 2	78	80	81	78	79	80	79.25		
4	2	9195162	SILLIERES Chloe	FRA	R	1998	Run 1	37	47	47	39	40	38	41.00	79.00	130.00
							Run 2	81	77	80	77	78	84	79.00		
5	5	9045076	MULLINS Mahalah	AUS	G	1998	Run 1	18	28	28	24	27	24	25.75	76.75	117.00
							Run 2	79	79	79	76	73	73	76.75		
6	14	9105344	MCDONALD Bailly	CAN	R	1998	Run 1	74	74	70	70	75	72	72.50	75.50	104.00
							Run 2	76	77	75	72	77	74	75.50		
7	9	9195178	LAROCHAIX Thalie	FRA	R	1999	Run 1	59	60	62	56	53	56	57.75	65.50	93.60
							Run 2	69	68	64	63	65	65	65.50		
8	1	9535409	LANGLAND Hailey	USA	R	2000	Run 1	66	65	60	62	66	64	64.25	64.25	83.20
							Run 2	56	60	58	49	64	49	55.75		
9	3	9485265	FEDOROVA Sofya	RUS	G	1998	Run 1	62	70	65	65	60	60	63.00	63.00	75.40
							Run 2	42	46	44	39	37	39	41.00		
10	8	1119982	YANEZ Antonia	CHI	R	1999	Run 1	22	25	25	29	30	26	26.25	61.75	67.60
							Run 2	63	62	58	60	63	62	61.75		
11	18	1069920	SUFFYS Manon	BEL	G	1999	Run 1	21	20	27	20	22	22	21.25	53.75	62.40
							Run 2	58	57	56	45	52	50	53.75		
12	16	9425038	FRISVOLD Nora	NOR	R	1998	Run 1	50	45	45	46	50	42	46.50	46.50	57.20
							Run 2	30	31	31	27	39	34	31.50		
13	13	1669960	MURAWSKAIA Darina	BLR	G	1999	Run 1	45	49	50	40	48	41	45.75	45.75	52.00
							Run 2	20	26	21	22	29	25	23.50		
14	17	9045073	ARTHUR Emily	AUS	R	1999	Run 1	46	44	46	42	42	46	44.50	44.50	46.80
							Run 2	19	24	31	18	20	18	20.25		
15	12	1569999	VERDNIK Kaja	SLO	R	1999	Run 1	35	33	35	33	38	36	34.75	34.75	41.60
							Run 2	28	27	26	21	25	35	26.50		
16	15	9425037	EILERTSEN Hanne	NOR	R	1999	Run 1	39	38	30	32	32	32	33.50	33.50	39.00
							Run 2	12	19	17	19	21	27	19.00		



Results

SS

Rank	Bib	FIS Code	Name	NOC Code	YB	Run	J1	J2	J3	J4	J5	J6	Score	Best Score	Race Points
17	7	9565003	KRALJ Eva	SLO	G	2000	Run 1	11	16	15	10	12	12.00	19.50	
							Run 2	15	22	29	16	20	19.50		
	11	9515168	BURRI Ariane	SUI	G	2000	Run 1						DNS	DNS	
							Run 2						DNS		

Legend:

DNS Did Not Start **G** Goofy **J** Judge **R** Regular
YB Year of Birth

Lillehammer
2016
Youth Olympic Games



YOG
DNA

Results Book



Snowboarding

Men's Slopestyle


OMEGA



Start List

REVISED
19 FEB 7:36

SS

Jury			Technical Data		
FIS Technical Delegate:	MINCEV Tino	BUL	Course Name:	Freeparken Slopestyle	
Head Judge:	SILEC Ales	SLO	Start Altitude:	764m	
Chief of Competition:	BERG-JOHNSON Espen	NOR	Finish Altitude:	654m	
Officials			Vertical Drop:	110m	
Race Director:	ROTERMUND Konrad	FIS	Course Length:	520m	
Chief of Course:	FINNSVEEN LARSEN Petter	NOR	Number of Jump Features:	3	
Course Builder:	STEINSLIEN Henrik Endre	NOR	Number of Jibbing Features:	3	
Start Referee:	STANOVNIK Matevz	SLO	Forerunners		
Finish Referee:	KUUSELA Janne	FIN	F1 - Richenberg Brage	NOR	
Judge 1:	HIGGINS Kevin	CAN	F2 - Sjolli Karen	NOR	
Judge 2:	FRISELL Adam	SWE			
Judge 3:	SUCHANOVA Klara	CZE			
Judge 4:	AKHTYAMOV Ruslan	RUS			
Judge 5:	IVANOV Ivan	BUL			
Judge 6:	MUNZ Stefan	GER			

Number of Competitors: 22, Number of NOCs: 15

Start Order	Bib	FIS Code	Name	NOC Code	YB	Run	J1	J2	J3	J4	J5	J6	Score	Best Score	Tie	Race Points
1	22	9531158	TAIT Rakai	NZL	R	1998	Run 1									
							Run 2									
2	9	9420138	ULSTEIN Isak	NOR	R	1998	Run 1									
							Run 2									
3	2	9531009	BADEN Nikolas	USA	G	1998	Run 1									
							Run 2									
4	21	9180115	MUSTONEN Ville	FIN	R	1998	Run 1									
							Run 2									
5	1	9400045	BASTIAANSEN Erik	NED	R	1998	Run 1									
							Run 2									
6	20	9200133	LECHNER Christoph	GER	R	2000	Run 1									
							Run 2									
7	16	9030075	STOEFF BELKENOFF A.	ARG	G	1998	Run 1									
							Run 2									
8	15	9380019	STOJAK Tino	CRO	R	2000	Run 1									
							Run 2									
9	18	9420142	ECKHOFF Mathias	NOR	R	1999	Run 1									
							Run 2									
10	6	9480582	KHADARIN Vlad	RUS	R	1998	Run 1									
							Run 2									
11	4	9050234	GSCHAIDER Simon	AUT	R	1998	Run 1									
							Run 2									
12	10	9050254	AMSUESS Moritz	AUT	G	1998	Run 1									
							Run 2									
13	5	9530983	PATES Jake	USA	G	1998	Run 1									
							Run 2									
14	8	9560193	STANTE Tit	SLO	G	1998	Run 1									
							Run 2									
15	13	9320118	OK Ho-Gwang	KOR	G	1998	Run 1									
							Run 2									
16	14	9060009	VANDEWEYER Stef	BEL	G	1999	Run 1									
							Run 2									



Results

SS

Jury			Technical Data		
FIS Technical Delegate:	MINCEV Tino	BUL	Course Name:	Freeparken Slopestyle	
Head Judge:	SILEC Ales	SLO	Start Altitude:	764m	
Chief of Competition:	BERG-JOHNSON Espen	NOR	Finish Altitude:	654m	
Officials			Vertical Drop:	110m	
Race Director:	ROTERMUND Konrad	FIS	Course Length:	520m	
Chief of Course:	FINNSVEEN LARSEN Petter	NOR	Number of Jump Features:	3	
Course Builder:	STEINSLIEN Henrik Endre	NOR	Number of Jibbing Features:	3	
Start Referee:	STANOVNIK Matevz	SLO	Forerunners		
Finish Referee:	KUUSELA Janne	FIN	F1 - Richenberg Brage	NOR	
Judge 1:	HIGGINS Kevin	CAN	F2 - Sjolli Karen	NOR	
Judge 2:	FRISELL Adam	SWE			
Judge 3:	SUCHANOVA Klara	CZE			
Judge 4:	AKHTYAMOV Ruslan	RUS			
Judge 5:	IVANOV Ivan	BUL			
Judge 6:	MUNZ Stefan	GER			
Weather: Cloudy			Snow Temperature: -7°C / 19.4°F	Temperature - Start: -8°C / 17.6°F	Temperature - Finish: -7°C / 19.4°F

Number of Competitors: 22, Number of NOCs: 15

Rank	Bib	FIS Code	Name	NOC Code	YB	Run	J1	J2	J3	J4	J5	J6	Score	Best Score	Race Points	
1	5	9530983	PATES Jake	USA	G	1998	Run 1	96	90	91	92	95	94	93.00	94.75	180.00
							Run 2	98	95	95	93	94	95	94.75		
2	6	9480582	KHADARIN Vlad	RUS	R	1998	Run 1	80	82	84	88	83	90	84.25	90.25	144.00
							Run 2	90	88	89	90	92	92	90.25		
3	11	9180149	RINNEKANGAS Rene	FIN	R	1999	Run 1	68	70	68	70	73	72	70.00	87.75	108.00
							Run 2	89	87	90	87	88	84	87.75		
4	3	9410044	COLLINS Tiarn	NZL	G	1999	Run 1	70	68	65	64	68	61	65.50	86.25	90.00
							Run 2	88	86	92	84	87	80	86.25		
5	9	9420138	ULSTEIN Isak	NOR	R	1998	Run 1	86	85	87	85	85	86	85.50	85.50	81.00
							Run 2	46	44	48	54	40	41	44.75		
6	4	9050234	GSCHAIDER Simon	AUT	R	1998	Run 1	38	39	37	37	33	32	36.25	82.75	72.00
							Run 2	83	82	83	82	85	83	82.75		
7	18	9420142	ECKHOFF Mathias	NOR	R	1999	Run 1	84	80	80	81	86	82	81.75	81.75	64.80
							Run 2	37	30	31	30	39	29	32.00		
8	12	9510362	SUTTER Gian Andrea	SUI	G	1999	Run 1	39	34	38	43	44	42	40.50	76.50	57.60
							Run 2	74	77	73	76	79	79	76.50		
9	14	9060009	VANDEWEYER Stef	BEL	G	1999	Run 1	78	75	70	73	72	72	73.00	73.00	52.20
							Run 2	34	33	32	40	41	37	36.00		
10	8	9560193	STANTE Tit	SLO	G	1998	Run 1	55	60	62	55	65	52	58.00	71.50	46.80
							Run 2	72	68	69	72	74	73	71.50		
11	2	9531009	BADEN Nikolas	USA	G	1998	Run 1	64	65	60	60	69	70	64.50	64.50	43.20
							Run 2	56	56	46	46	56	50	52.00		
12	17	9190422	VALAX Enzo	FRA	R	2000	Run 1	32	31	34	33	28	31	31.75	57.25	39.60
							Run 2	62	58	52	52	59	60	57.25		
13	22	9531158	TAIT Rakai	NZL	R	1998	Run 1	60	59	55	50	48	48	53.00	53.00	36.00
							Run 2	10	11	15	10	15	10	11.50		
13	20	9200133	LECHNER Christoph	GER	R	2000	Run 1	20	25	27	20	25	24	23.50	53.00	36.00
							Run 2	53	49	50	58	63	51	53.00		
15	10	9050254	AMSUESS Moritz	AUT	G	1998	Run 1	50	50	53	45	45	44	47.50	47.50	28.80
							Run 2	51	49	52	40	37	43	45.75		
16	7	9510403	GAUGER Wendelin	SUI	R	2000	Run 1	52	45	45	42	42	54	46.00	46.00	27.00
							Run 2	23	25	24	25	38	27	25.25		

Lillehammer
2016
Youth Olympic Games



YOG
DNA

Results Book



Snowboarding

Team Ski-Snowboard Cross


OMEGA



Results Summary

XT

Jury			Technical Data		
FIS Technical Delegate:	SIDORCHUK Jim	CAN	Course Name:	Freeparken Cross	
Referee:	KUUSELA Janne	FIN	Start Altitude:	763m	
Chief of Competition:	SKORPEN Asbjorn	NOR	Finish Altitude:	657m	
FIS Race Director:	KROGOLL Peter	FIS	Vertical Drop:	106m	
Officials			Course Length:	663m	
FIS Assistant Race Director:	STEINER Werner	AUT	Number of Features:	12	
Equipment Controller:	FITZGERALD Joe	CAN	Forerunners		
Chief of Course:	DUGSTAD Tore	NOR	F1 - Brendengen Jensen Julie	NOR	
Assistant Chief of Course:	LEMME Knut	NOR	F2 - Hoie Gjefsen Marte	NOR	
Course Builder:	MATTSSON Lars	SWE	F3 - Wibstad Petter	NOR	
Course Setter:	KROGOLL Peter	FIS			
Video Controller:	ROTERMUND Konrad	USA			
Start Referee:	STEINER Werner	AUT			
Finish Referee:	LIGOCKI Lukasz Piotr	POL			
Results Controller:	MINCEV Tino	BUL			
Weather: Partly cloudy			Snow Temperature: -7°C / 19.4°F		
			Temperature - Start: -12°C / 10.4°F		
			Temperature - Finish: -12°C / 10.4°F		

Number of Competitors: 11, Number of NOCs: 18

Rank	Bib	FIS Code	Name	NOC Code	YB	Gender	Discipline
BIG FINAL							
1	4		Germany	GER			
	4-1	9205070	FISCHER Jana		1999	F	SBD
	4-2	2532051	FUNKLER Celia		1998	F	FRS
	4-3	9200121	PIETRZYKOWSKI Sebastian		1998	M	SBD
	4-4	2532784	RENN Cornel		1998	M	FRS
2	3		Switzerland	SUI			
	3-1	9515159	HEDIGER Sophie		1998	F	SBD
	3-2	2533149	GANTENBEIN Talina		1998	F	FRS
	3-3	9510380	BITSCHNAU Pascal		1998	M	SBD
	3-4	2533150	RUEEDI Sascha		1998	M	FRS
3	8		Mixed Team 4	MIX			
	8-1	9695003	KYRYCHENKO Daryna	UKR	1998	F	SBD
	8-2	2532447	EDEBO Veronica	SWE	1998	F	FRS
	8-3	9090119	MILADINOV Valentin	BUL	1999	M	SBD
	8-4	2532975	MOBAERG David	SWE	1999	M	FRS
4	2		Mixed Team 1	MIX			
	2-1	1499957	TORELLO Fiona	ESP	1998	F	SBD
	2-2	2532106	CHORE Zoe	CAN	1998	F	FRS
	2-3	9100660	BICHON Evan	CAN	1998	M	SBD
	2-4	2532961	HOWDEN Reece	CAN	1998	M	FRS
SMALL FINAL							
5	11		Austria	AUT			
	11-1	9055078	ZERKHOLD Pia		1998	F	SBD
	11-2	2532991	RAINER Martina		1999	F	FRS
	11-3	9050250	DORNHOFER Marco		1999	M	SBD
	11-4	2533148	ILLMAIER Marcel		1998	M	FRS
6	1		Australia	AUS			
	1-1	9045087	FERNANDEZ Mollie		1998	F	SBD
	1-2	2532884	OFFORD Zali		1998	F	FRS
	1-3	9040201	DICKSON Alex		1998	M	SBD
	1-4	2532097	CRAWFORD Douglas		1998	M	FRS
7	5		Mixed Team 2	MIX			
	5-1	9195195	PETIT Manon	FRA	1998	F	SBD
	5-2	2532515	TRESAL MAUROZ Margot	FRA	1998	F	FRS
	5-3	1783061	ARLAUSKAS Aras	LTU	1999	M	SBD
	5-4	2533167	LUCATELLI Matteo	FRA	1999	M	FRS
8	7		United States of America	USA			
	7-1	9535390	MAGUIRE Shannon		1998	F	SBD
	7-2	2532276	ZAGNOLI Abigail		1998	F	FRS



Results Summary

XT

Rank	Bib	FIS Code	Name	NOC Code	YB	Gender	Discipline
	7-3	9531212	VEDDER Jake		1998	M	SBD
	7-4	2532118	MALM Russell		1998	M	FRS
QUARTERFINALS							
Finished 3rd in their heat							
9	6		Mixed Team 3	MIX			
	6-1	9295118	CARPANO Caterina	ITA	1998	F	SBD
	6-2	2532169	LEHIKONEN Minja	FIN	1998	F	FRS
	6-3	9300733	TAKAHARA Yoshiki	JPN	1998	M	SBD
	6-4	2532396	KNOLLSEISEN Tobias	ITA	1998	M	FRS
10	9		Russian Federation	RUS			
	9-1	9485208	PAUL Kristina		1998	F	SBD
	9-2	2532234	VOVK Dana		1999	F	FRS
	9-3	9480556	LOKTEV-ZAGORSKIY Vasily		1998	M	SBD
	9-4	2533164	BAGIN Kirill		1998	M	FRS
11	10		Mixed Team 5	MIX			
	10-1	1159990	VESELKOVA Sara	CZE	1999	F	SBD
	10-2	2532686	KASPAROVA Klara	CZE	1998	F	FRS
	10-3	9150167	KOUDELKA Matous	CZE	1999	M	SBD
	10-4	2532758	SOTO HERRERA Fernando	MEX	1999	M	FRS

Legend:

ALS	Alpine Skiing	F	Female	FRS	Freestyle Skiing	M	Male
SBD	Snowboard	YB	Year of Birth				



Item: 1

Schedule change for all Slopestyle events

Summary:

All Slopestyle events will take place on Friday 19th February

Details:

Due to weather forecasts for Saturday with heavy wind and snowfall, all Ski and Snowboard Slopestyle events originally scheduled for Saturday 20 February will take place on Friday 19 February.

Due to combining all competition and training sessions in one day, the timing of each session has changed.

Issued by: Tino Mincev
 Time: 10:55
 Date: 18 FEB 2016

This decision affects: Results
 Schedule
 Other

X